


www.ukinox.com

Kitchen SINKS COLLECTION

2025
CATALOG



UK INOX

UKINOX



**we are an
eco-friendly
factory**

We work by consuming the world's resources as little as possible to add value to people, nature and our world.



50

thousand
m² production
facility
with 3 factories

Ukinox; In its
closed area
different line
German tec



UKINOX Kitchen sinks factory



UKINOX; In its new major investment, granite sink factory, in a total area of 15,000 m2, starts production with high quality, modern lines and models in granite sinks using the latest technology.



UKINOX Kitchen granite sinks factory

Ukinox Kitchen systems was established in İstanbul, TÜRKİYE in 1992.

Since the founding of our first factory, we have been manufacturing high-end stainless steel sinks with the most advanced level of expertise in the industry.



As our reputation grew simultaneously with quality and affordability, so did our manufacturing facilities. Besides our manufacturing site in Türkiye, we have an overall capacity of producing 3 million pieces of sinks annually with 3 factories worldwide. Including distribution centres for our products in 6 countries.

Our factories and products are certified by international quality standards organisations, such as EN ISO 9001, IAPMO UPC, SEDEX SMETA etc.



We have been exporting our wide -range of kitchen systems (42 series more than 500 models) to selective international markets in the world. Ukinox is supplier of worldwide DIY markets.

Our goal is to become your choice for a high-quality sink with the reputation of superior in-house design, value and attention to detail.

42
series
more than
500
models

1.5
million
sink
production
per year



Istanbul Airport



Europe

Asia



UKINOX

Company Departments

UKINOX & TOPZERO USA
UKINOX & TOPZERO GERMANY
UKINOX ENGLAND
UKINOX CANADA
UKINOX EGYPT

www.ukinox.com
www.topzero.com

Istanbul Bosphorus



Europe

Asia

UKINOX

**stainless steel
colorX
granite
glass
kitchen sinks**



Factory
Gumusova
Duzce

UKINOX

Head Office
Istanbul



Europe

Asia



Sabiha Gökçen
Airport



42
series
more than
500
models

1.5
million
sink
production
per year



60+
countries
90 %
export

Ukinox is a GLOBAL
COMPANY that offers its
products in more than
60 countries.

UKINOX brings its
products to the end
users in more than
2000 DIY stores
and sales points

2500
sales and
distribution
points



Certificate



U

X

stainless steel colorX granite glass kitchen sinks

stainless steel
AISI 304

modern
design

cutting boards
in the ideal
size for your
sink.

The faucet is one of the most constantly used items in your kitchen. So we place huge importance on creating easy-to-use products that stand the test of time.

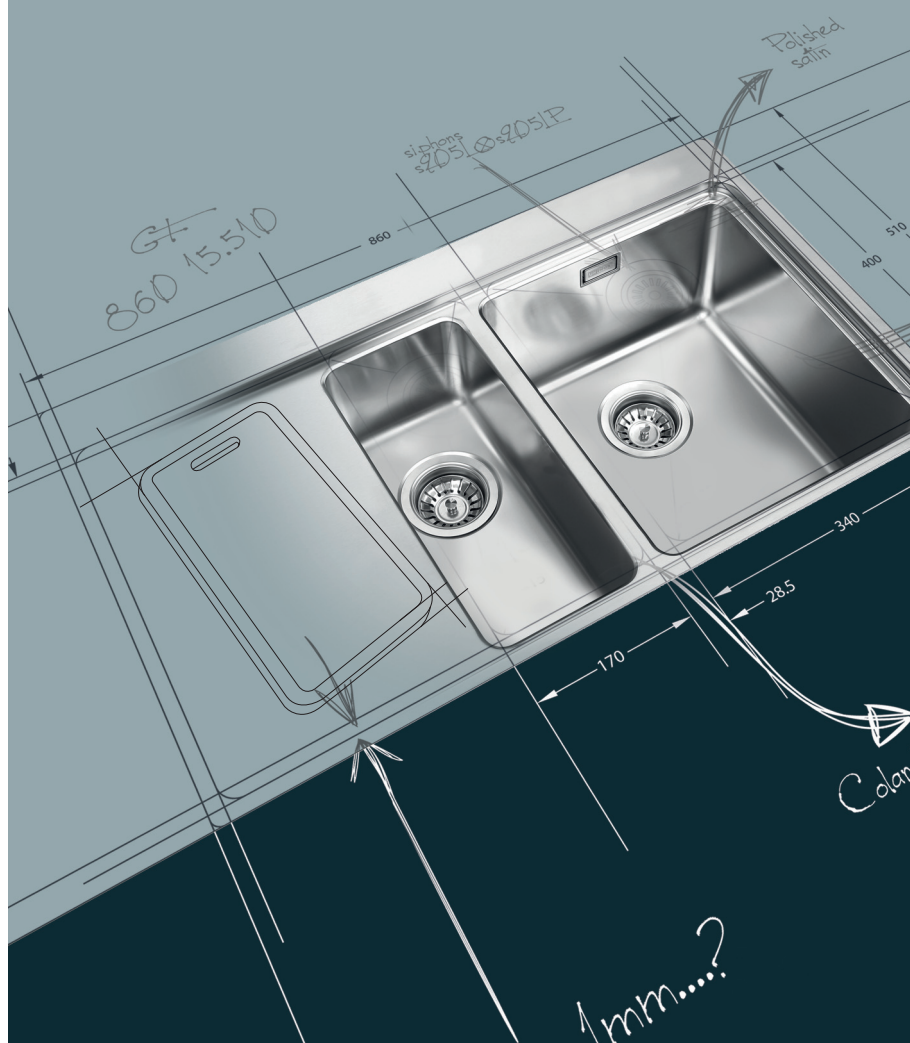
Granite contains around 80% granite particles which results in enormous strength and resistance.

100% recyclable

naturally hygienic,
it doesn't harbor
bacteria

toughened
safety glass and
stainless steel bowls.

The versatile Roller Mat acts as an in-sink metal rack for rinsing as well as a drying rack or a trivet to protect surfaces against hot dishes. Simply roll up for easy storage.





- Design
- Innovation
- Technology
- Manufacturing
- Quality Control

- Marketing
- Delivery
- After Sales
- Sustainable

Kitchen sinks surfaces

Stainless Steel






UKINOX offers sinks in a selection of stainless steel finishes, so whether you prefer the more reflective qualities of the polished finish or the more subtle look of the silk or brushed finishes, which give a more matt sheen, there is a stainless steel solution for you.





colorX

PVD

Enviromentally friendly technology; The surface created from a ceramic like inorganic compound that protects against scratches, prevents the bacterial grotwh and residue, leaves us with a complete confidence in terms of hygiene.




Granite



Granite contains around 80% granite particles which results in enormous strength and resistance.

Glass





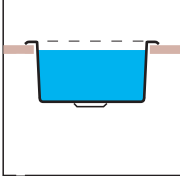


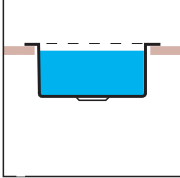


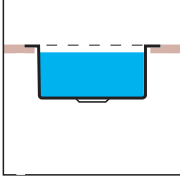


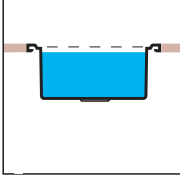


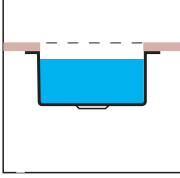


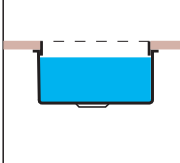
UKINOX uses a combination of toughened safety glass and stainless steel bowls.

elegant design and
exquisite kitchen sinks



Kitchen sinks installation

UK[INOX

Inset			
Slim-Top			
Flush mount			
Out Set			
Undermount			
TOPZERO			

How to clean your Ukinox kitchen sinks

UK[INOX]

Granite

Granite kitchen sinks are made from granite and composite material. With regular use, food particles, soap scum, limescale and buildup can occur in the sink. Granite composite sinks require the use of mild cleaning products to prevent damage to their finish.

Wipe the sink thoroughly with warm water and a few drops of dish soap on a cloth to remove light buildup. Rinse it thoroughly and dry with a cloth.

Remove tough stains with cream cleanser and a nylon brush or scrubbing pad. Scrub the sink in a circular motion to remove the stains. Rinse well and dry the sink with a cloth.

Remove limescale buildup by soaking 3 parts water and 1 part vinegar in the sink for a few minutes. Drain the sink and scrub the deposits with a nylon brush or scrubbing pad. Rinse the sink thoroughly and dry it with a cloth.

Glass

Clean glass sinks regularly to avoid mineral or bacteria buildup. Don't forget to clean the outside of the sink as well! Spots or fingerprints can be cleaned by using a standard glass cleaner. If a glass cleaner is not available, a mixture of vinegar and water will also work. Use a non-abrasive cloth to wipe the sink clean and rinse well. Abrasive cleaners or scouring pads may scratch the glass. Take care when cleaning the exterior of a glass sink as it might have a foil or printed application that could be damaged by scrubbing.

Extremely hot water may cause the sink to crack or shatter. As a general rule, if the water is too hot to the touched, then it is too hot to a glass sink.

Wipe the sink dry after each use to avoid spots, especially if you have hard water. Water spots caused by hard water can create mineral stains that cannot be removed.

Do not store heavy or sharp objects above glass sinks. If they fall, they can scratch or shatter the sink. A chipped or cracked glass sink cannot be repaired.

Stainless steel

A kitchen sink is a heavy-duty utensil and may show traces of wear over time. Regular cleaning to remove dirt is the best form of maintenance for your sink and will extend its life and beauty. Observe this guide to the use and care of our stainless steel or granite sinks for best results.

Keep the sink dry. Regularly rinse and towel dry your sink with a soft, dry cloth when not in use to keep it dry. This will prevent surface deposits and water spots caused by lime in the water.

Use non-abrasive cleansers.

Do not use strong abrasive cleansers or cleansers that contain chlorine (usually sodium hypochlorite) or hydrochloric acid, steel wool or metal scrub pads-these will scratch and dull the surface of the sink.

Rinse away cleansers after use and wipe the sink dry again to prevent water spots from forming.

Do not pour paint into your sink. The chemicals in acrylic paint will react with Stainless steel sinks if allowed to sit over 24 hours and will produce permanent marks. For latex-based paints, try removing any residue immediately using a paint remover manufactured by the same brand. Consult the paint remover recommendations before using on any sink.

Use vinegar and water in a mild solution to remove any mineral deposits that may have built up.

Follow the grain of the steel if using a stainless steel polish. When using a stainless steel polish, ensure that you read directions carefully. You should use a damp cloth and follow the grain of the steel when polishing. Rinse with water and buff with a soft, static-proof cloth for best results. For extra care, test on a small area first.

Do not drop sharp objects into your sink and do not use your sink surface as a cutting board as this may scratch or damage the sink. Materials that are harder than stainless steel can scratch, including stone, diamond, glass, ceramic or abrasives.

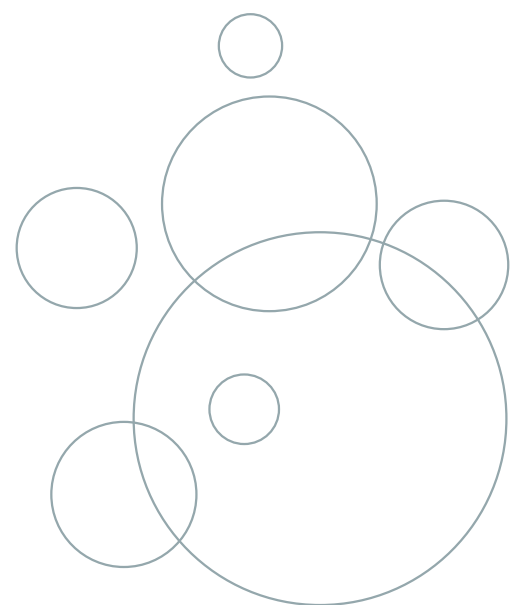
Use a sink bottom grid to protect your sink. Ukinox custom-sized stainless steel grids are available that fit inside the bottom of the sink bowls and protect the sink from scratches that could be caused by sharp utensils or other kitchen tools.

Rust spots and stains can be removed with metal cleaners. Stainless steel does not rust, however rust stains may occur as a result of other materials coming in contact with the sink allowing iron particles to bond to the sink surface. Iron particles introduced by metal cookware, steel wool pads, etc. that react with water can deposit rust spots.

Do not use rubber-coated mats as discoloration of the sink may occur after prolonged use. Similarly, any wet sponges or cleaning materials left on the sink for long periods could stain the sink surface.

colorX

Use a mild soap and a soft cloth with water. Avoid all products that includes hydrochloride hydrofluoric and/or phosphoric acids or caustic agents. Avoid bleach. Avoid scouring pads.











































Pressed Waste Kit Hole Is INTEGRATE In Stainless Steel Kitchen Sinks KIND























Cabinet Size

25 cm cabinet size		35 cm cabinet size		40 cm cabinet size		45 cm cabinet size			
ME 170	72	D 265	195	ZRL 340	22	UN 345	206	ZRL 400	22
									
ME 171	72			TNL 340	38	UN 376	207	FVL 400	34
									
ME 172	72			colorX 340	46	L 330	214	FVL 450.505	34
									
D 180	194			ME 340.340	73	L 370	214	TNL 400	38
									
D 181	194			ME 340	73	GS 500.500 W	218	TNL 450.505	40
									
D 210	194			MM 780.510	82	GS 500.500 B	218	colorX 400	46
									
				CO 381.381	146	CLS 400.500	228	MT 341	68
									
				CM 465.435	156			MT 400	68
									
				D 328	195			ME 341	73
									
				D 345	195			ME 361	74
									
				D 376	197			ME 400	74
									
				D 340 / R50	202			ME 450	74
									



































45 cm

cabinet size






















































CO 503.503 146	D 420 197
	
CM 580.435 156	D 400 / R50 202
	
CM 760.435 156	UN 446 206
	
CM 760.435 W 157	UNT 446 206
	
CM 860.435 157	L 435 214
	
CM 860.435 W 157	L 400 215
	
GA 465.488 166	LX 340 215
	
ST 500.400 188	ULS 510 226
	
ST 500.600 188	
	
ST 600.600 189	
	
D 346 196	
	
D 360 196	
	

50 cm

cabinet size

ZRL 450 22	LN 630.500 114	FA 510 170
		
TNL 450 38	LN 860.500 114	FA 577.447 170
		
colorX 450 46	SLS 860.500 120	FA 747.447 171
		
MT 451 68	RS 780.500 132	FA 770.480 171
		
ME 451 75	RS 860.500 132	FA 900 172
		
ME 500.500 76	LT 615.500 140	EL 510 174
		
MM 460.495 82	CO 480.480 146	EL 780.500 174
		
MM 780.510 60 82	CO 580.488 147	EC 615.500 184
		
MM 860.510 60 83	CO 780.480 148	EC 860.500 184
		
MM 1000.510 83	GA 488.488 166	ST 500.500 188
		
MS 635.505 88	GA 737.488 166	ST 800.500 189
		
BL 780.500 110	FA 490 170	ST 800.600 189
		

Cabinet Size

50 cm cabinet size		55 cm cabinet size		
ST 1000.500 190	GS 860.500 B 221	ZRL 450 22	MF 860.500 92	HY 860.500 126
				
ST 1000.600 190	ULS 615.500 226	ZRL 500 23	MF2 860.500 93	HY 965.500 126
				
D 370 196	ULS 615.500.15 226	ZRLM 450.40 28	GY 860.500 100	WV 860.500 136
				
D 377 197	ULS 780.500 227	FVL 500 34	AS 780.500 W 104	LT 945.510 W 143
				
D 450 / R50 202	CLS 740.460 229	FVL 550.505 35	AS 780.500 104	CO 780.480 W 147
				
D 450 eco / R75 202		TNL 500 39	AS 860.500W 104	CO 777.488 149
				
UN 377 207		TNL 550.505 40	AS 860.500 105	CO 777.488 W 149
				
GS 550.530 W 218		colorX 500 47	BL 860.500 110	CO 776.507 W 150
				
GS 550.530 B 219		WSD 580 61	BL 1000.500 110	GA 737.488 W 167
				
GS 780.500 W 219		MT 500 69	LN 965.500 115	FA 747.447 W 171
				
GS 780.500 B 219		ME 500 75	SLS 965.500 120	FA 770.480 W 172
				
GS 860.500 W 221		MS 860.500 88	HY 652.503 126	GZ 860.500 181
				

55 cm cabinet size

EC 1000.500 184



D 500 / R50 203



D 500 ECO / R75 203



GS 860.510 W 220



GS 860.510 B 220



GS 950.500.15 W 220



GS 950.500.15 B 221



GS 860.510 B 223



60 cm cabinet size

ZRL 550 23



ZRL 340.70.30 24



ZRLM 500.40 28



TNL 550 39



TNL 340.70.30 41



colorX 550 47



colorX 340.70.30 47



ME 550 75



ME 600.500 77



MU 340.70.30 78



MM 860.510.15 83



MM 1000.15.510 84



MM 1000.510.15 84



MS 1000.500.15 88



MF 1000.500.15 92



MF2 1000.500.15 93



MA 1000.500.15 96



BL 1000.500.15 111



LN 790.500.15 114



LN 1000.500 115



LN 1000.500.15 115



SLS 965.500.15 120



SLS 1000.500 121



SLS 1000.500.15 121



HY 860.500.15 127



HY 1000.500.15 127



RS 1000.500.15 132



WV 1000.500.15 136



LT 615.500.15 140



LT 780.500 140



LT 945.510 143



CO 594.488.15 147



CO 778.488.15 148



CO 776.507.15 149



FS 1000.500.15 152



CM 860.500.15 158



D 537 198



D 556 198



D 340.70.30 199



MN 346.80.20 199



UN 610 207



L 610 Laundry 215



GS 1000.500.15 W 222




GS 1000.500.15 B 222



GS 950.500.15 B 223



ULS 780.500.15 227











































ELG 780.500 227



LGT 1000.500.15 228



Cabinet Size

60 cm cabinet size	65 cm cabinet size	70 cm cabinet size	75 cm cabinet size	80 cm cabinet size
<div>CLS 560.510229</div> <div></div>	<div>ZRLM 550.4028</div> <div></div>	<div>ZRLP 380.70.3025</div> <div></div>	<div>TNLP 340.50.5043</div> <div></div>	<div>ZRL 74523</div> <div></div>
<div>CLS 1000.500229</div> <div></div>	<div>WSC 62059</div> <div></div>	<div>TNLP 380.70.3043</div> <div></div>	<div>colorX 340.50.5048</div> <div></div>	<div>ZRL 340.50.5024</div> <div></div>
<div>TNL 540.52041</div> <div></div>	<div>WSS 62060</div> <div></div>	<div>WS 70058</div> <div></div>	<div>WSS 71160</div> <div></div>	<div>ZRLP 340.50.5025</div> <div></div>
	<div>AS 1000.500 W105</div> <div></div>	<div>WV 915.500136</div> <div></div>	<div>WSD 79061</div> <div></div>	<div>TNL 74539</div> <div></div>
	<div>AS 1000.500105</div> <div></div>	<div>LT 915.500142</div> <div></div>	<div>MU 340.50.5078</div> <div></div>	<div>TNL 340.50.5041</div> <div></div>
	<div>AS 1000.500.15106</div> <div></div>	<div>W 1000.500.15 W178</div> <div></div>	<div>CO 780.488.18148</div> <div></div>	<div>WS 79058</div> <div></div>
	<div>LT 780.500.15141</div> <div></div>	<div>W 1000.600.15 W179</div> <div></div>	<div>W 1000.500.18 W178</div> <div></div>	<div>ME 745.40076</div> <div></div>
	<div>LT 950.500.15141</div> <div></div>	<div>LGT 960.500.15228</div> <div></div>		<div>ME 790.50077</div> <div></div>
	<div>LT 1000.500.15141</div> <div></div>			<div>MM 1160.510.2084</div> <div></div>
	<div>LT 945.510.15143</div> <div></div>			<div>AS 1160.500.20106</div> <div></div>
				<div>BL 1160.500.20111</div> <div></div>
				<div>LN 1160.500.20116</div> <div></div>

80 cm cabinet size

HY 1160.500.20 127



HY 1160.500.18 128



WV 1160.500.20 137



WV 1200.600.20 137



LT 1160.500.20 142



LT 1200.600.20 142



CM 1160.500.20 158



CL 780.480.20 162



CL 1160.500.20 162



FA 780.435.20 172



ST 800.500.20 190



ST 800.600.20 191



ST 1200.600.20 191



D 723 198



MN 337.50.50 200



MN 360.50.50 200



MN 445.70.30 201



D 340.50.50 / R50 203



D 760 210



DXT 780 210



DXT 840 210



D 715 211



DX 800 211



GS 1160.500.20 B 222




NG 750 52



NG 750 TITANIUM 52



KHONE 54



84 cm cabinet size

UK RSFC 840 64



UK RSFC 849 64



UK RSFC 426.60.40 64



85 cm cabinet size

NG 810 52



WSC 810 59



ME 838.559 77



MS 1160.500.20 89



MF 1160.500.20 92



MF2 1160.500.20 93



MA 1160.500.20 96



CL 860.500.20 162



W 1160.500.18 W 178



W 1200.600.18 W 179



MN 375.60.40 200



EDD 360.50.50 201



EDD 375.60.40 201



80 cm cabinet size

HY 1160.500.20 127



HY 1160.500.18 128



WV 1160.500.20 137



WV 1200.600.20 137



LT 1160.500.20 142



LT 1200.600.20 142




CM 1160.500.20 158



CL 780.480.20 162



CL 1160.500.20 162



FA 780.435.20 172



ST 800.500.20 190



ST 800.600.20 191



ST 1200.600.20 191



D 723 198



MN 337.50.50 200



MN 360.50.50 200



MN 445.70.30 201



D 340.50.50 / R50 203



D 760 210



DXT 780 210



DXT 840 210



D 715 211



DX 800 211



GS 1160.500.20 B 222



NG 750 52



NG 750 TITANIUM 52



KHONE 54



84 cm cabinet size

UK RSFC 840 64



UK RSFC 849 64



UK RSFC 426.60.40 64



85 cm cabinet size

NG 810 52



WSC 810 59



ME 838.559 77



MS 1160.500.20 89



MF 1160.500.20 92



MF2 1160.500.20 93



MA 1160.500.20 96



CL 860.500.20 162



W 1160.500.18 W 178



W 1200.600.18 W 179



MN 375.60.40 200



EDD 360.50.50 201



EDD 375.60.40 201



Cabinet Size

90 cm

cabinet size

ZRL 800

24



TNL 800

40



MU 450.50.50

78



SLS 860.500.20

121



SLS 1160.500.20

122



SL 1200.500.20

176



D 400.50.50 / R50

203



115 cm

cabinet size

WSS 1143


60



Bathroom
Countertop


colorX Oval 480

49



colorX Round 380

49



TZ RS

cabinet size

TZ RS400 - 50 cm



TZ RS451 - 55 cm



TZ RS500 - 60 cm



TZ RS550 - 65 cm



TZ RS745 - 80 cm



TZ RS340.70.30 - 60 cm




TZ RS340.50.50 - 75 cm




ZEROLINE Series R0



ZRL
Double strainer
Ø 90 mm



ZRLQ
Double strainer
Square
90 x 90 mm



ZRLS
Pressed Waste Kit Hole
Is Integrate
In Stainless Steel Kitchen
Sinks Kind

Different
Choices



ZRL 340



ZRL 800



ZRL 400



ZRL 340.70.30



ZRL 450



ZRL 340.50.50



ZRL 500



**ZEROLINE
PRIME Series**

ZRL 550



ZRLP 380.70.30



ZRL 745



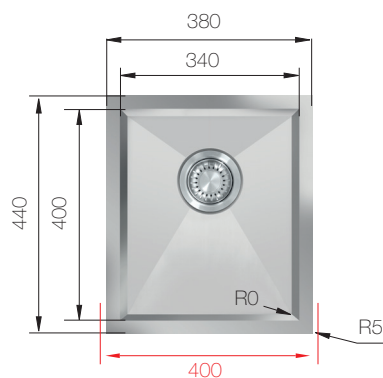
ZRLP 340.50.50



ZRL 340

HANDMADE

Cutout size: Template provided



Flushmount



Slim Top

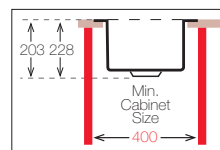


Undermount



Min.
Cabinet Size

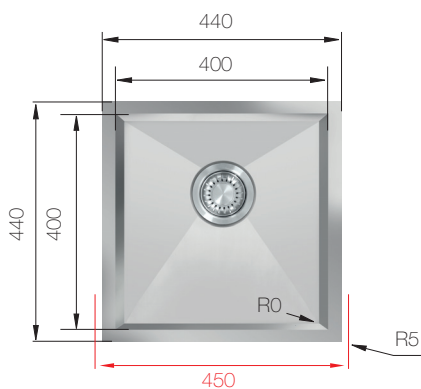
Bowl Size	340 mm x 400 mm		
Thickness	1 mm	1.2 mm	1.2 mm
Sink Depth	203 mm	203 mm	228 mm
Finishing	Polished	Polished	Polished



ZRL 400

HANDMADE

Cutout size: Template provided



Flushmount



Slim Top

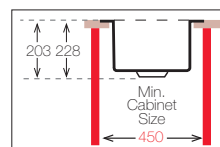


Undermount



Min.
Cabinet Size

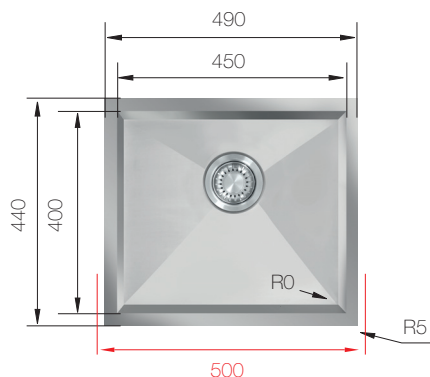
Bowl Size	400 mm x 400 mm		
Thickness	1 mm	1.2 mm	1.2 mm
Sink Depth	203 mm	203 mm	228 mm
Finishing	Polished	Polished	Polished



ZRL 450

HANDMADE

Cutout size: Template provided



Flushmount



Slim Top

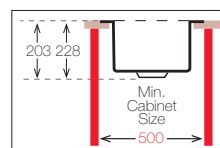


Undermount



Min.
Cabinet Size

Bowl Size	450 mm x 400 mm		
Thickness	1 mm	1.2 mm	1.2 mm
Sink Depth	203 mm	203 mm	228 mm
Finishing	Polished	Polished	Polished



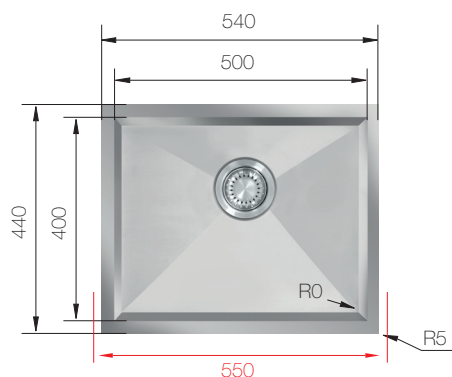
ZEROLINE Series R0

UKINOX

ZRL 500

HANDMADE

Cutout size: Template provided



Flushmount



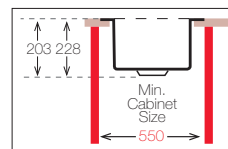
Slim Top



Undermount

Min.
Cabinet Size

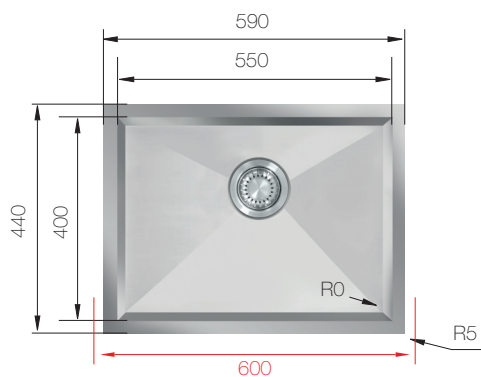
Bowl Size	500 mm x 400 mm		
Thickness	1 mm	1.2 mm	1.2 mm
Sink Depth	203 mm	203 mm	228 mm
Finishing	Polished	Polished	Polished



ZRL 550

HANDMADE

Cutout size: Template provided



Flushmount



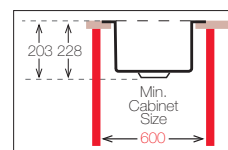
Slim Top



Undermount

Min.
Cabinet Size

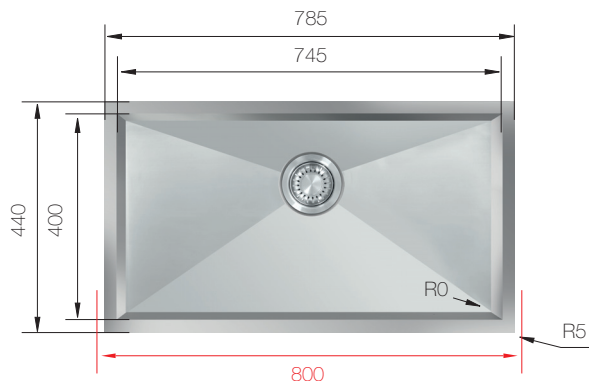
Bowl Size	550 mm x 400 mm		
Thickness	1 mm	1.2 mm	1.2 mm
Sink Depth	203 mm	203 mm	228 mm
Finishing	Polished	Polished	Polished



ZRL 745

HANDMADE

Cutout size: Template provided



Flushmount



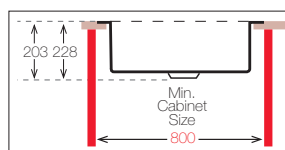
Slim Top



Undermount

Min.
Cabinet Size

Bowl Size	745 mm x 400 mm		
Thickness	1.2 mm	1.2 mm	1.2 mm
Sink Depth	203 mm	228 mm	228 mm
Finishing	Polished	Polished	Polished



B 21.40



CS 396



CS 20.42



DR 34.44S



DR 34.44



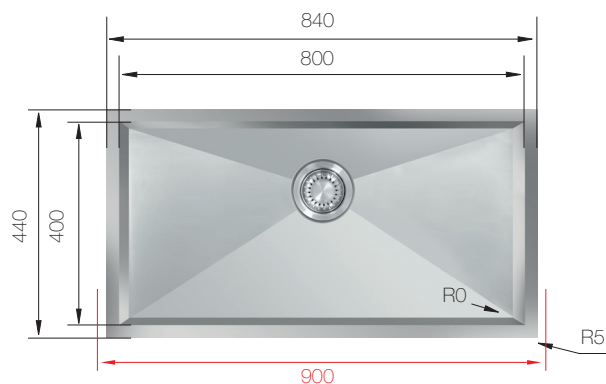
S-905



ZRL 800

HANDMADE

Cutout size: Template provided



Flushmount



Slim Top

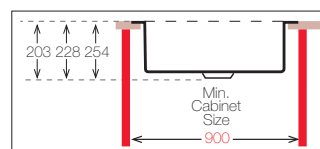


Undermount



Min.
Cabinet Size

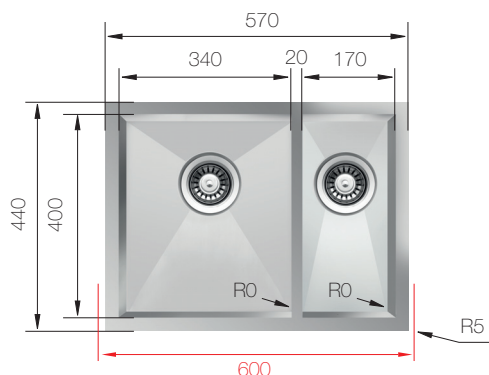
Bowl Size	800 mm x 400 mm		
Thickness	1.2 mm	1.2 mm	1.5 mm
Sink Depth	203 mm	228 mm	254 mm
Finishing	Polished	Polished	Polished



ZRL 340.70.30

HANDMADE

Cutout size: Template provided



Flushmount



Slim Top

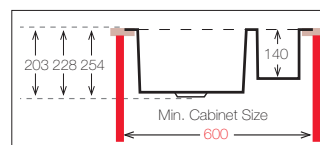


Undermount



Min.
Cabinet Size

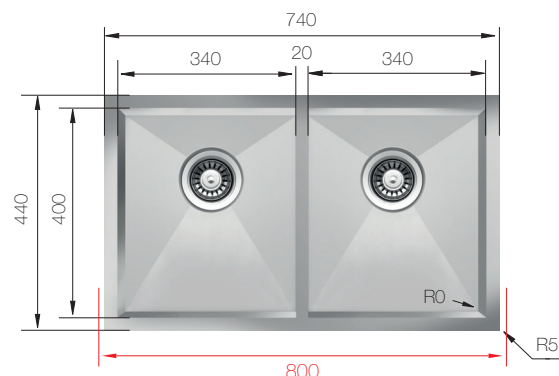
Bowl Size	340 mm x 400 mm	170 mm x 400 mm	
Thickness	1.2 mm	1.2 mm	1.5 mm
Sink Depth	203 mm	228 mm	254 mm
Finishing	Polished	Polished	Polished



ZRL 340.50.50

HANDMADE

Cutout size: Template provided



Flushmount



Slim Top

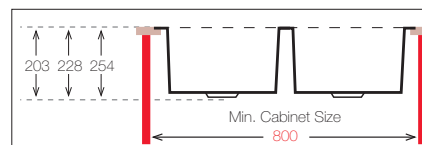


Undermount



Min.
Cabinet Size

Bowl Size	340 mm x 400 mm	340 mm x 400 mm	
Thickness	1.2 mm	1.2 mm	1.5 mm
Sink Depth	203 mm	228 mm	254 mm
Finishing	Polished	Polished	Polished



ZEROLINE PRIME Series R0

UKINOX


ZRLP
Double strainer
Ø 90 mm

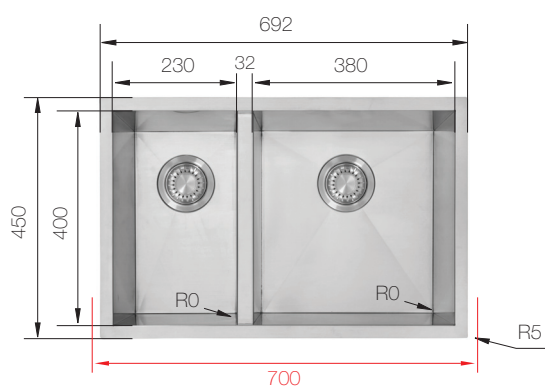
ZRLPQ
Double strainer
Square
90 x 90 mm

ZRLPS
Pressed Waste Kit Hole
Is Integrate
In Stainless Steel
Kitchen Sinks Kind

ZRLP 380.70.30

HANDMADE

Cutout size: Template provided



Flushmount



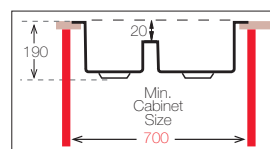
Slim Top



Undermount

Min.
Cabinet Size

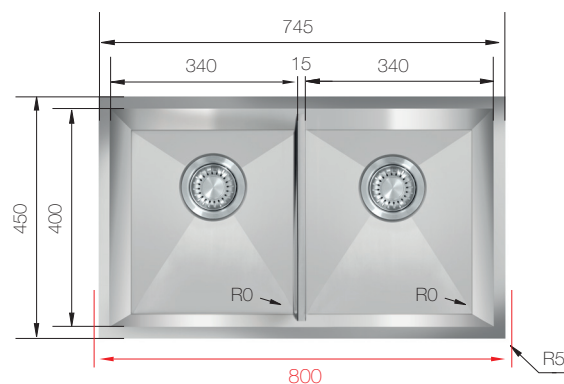
Bowl Size	230 mm x 400 mm 380 mm x 400 mm
Thickness	1.2 mm
Sink Depth	190 mm
Finishing	Polished



ZRLP 340.50.50

HANDMADE

Cutout size: Template provided



Flushmount



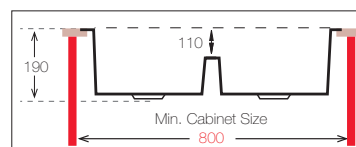
Slim Top



Undermount

Min.
Cabinet Size

Bowl Size	340 mm x 400 mm 340 mm x 400 mm
Thickness	1.2 mm
Sink Depth	190 mm
Finishing	Polished



B 21.40




CS 396



CS 20.42



DR 34.44S



DR 34.44



S-905



S-805



ZEROLINE MARBLE

Series

R0



UK INOX

ZRLM 450.40

ZRLM 500.40

ZRLM 550.40

New ZeroLine Marble Series

ZEROLINE MARBLE Series R0

UKINOX

ZRLM 450.40

HANDMADE

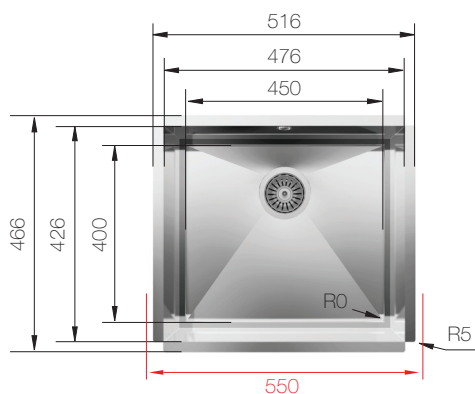
Cutout size: Template provided



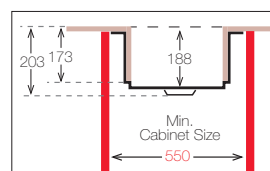
Undermount



Min.
Cabinet Size



Bowl Size 450 mm x 400 mm
Thickness 1 mm
Sink Depth 203 mm
Finishing Polished



ZRLM 500.40

HANDMADE

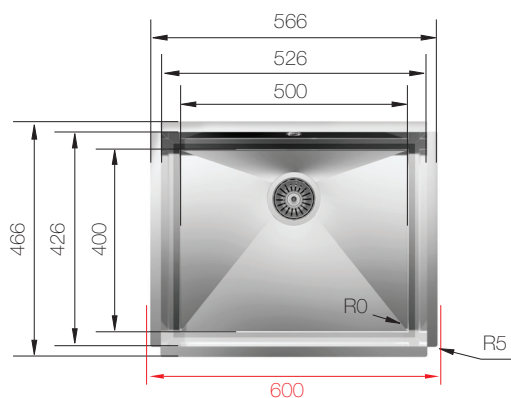
Cutout size: Template provided



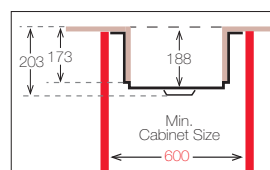
Undermount



Min.
Cabinet Size



Bowl Size 500 mm x 400 mm
Thickness 1 mm
Sink Depth 203 mm
Finishing Polished



ZRLM 550.40

HANDMADE

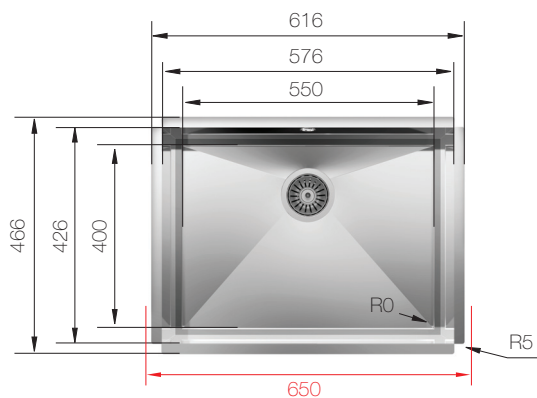
Cutout size: Template provided



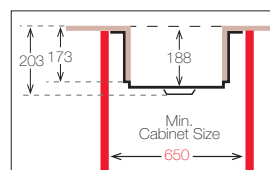
Undermount



Min.
Cabinet Size



Bowl Size 550 mm x 400 mm
Thickness 1 mm
Sink Depth 203 mm
Finishing Polished



B 21.40

CS 396

CS 20.42

DR 34.44S

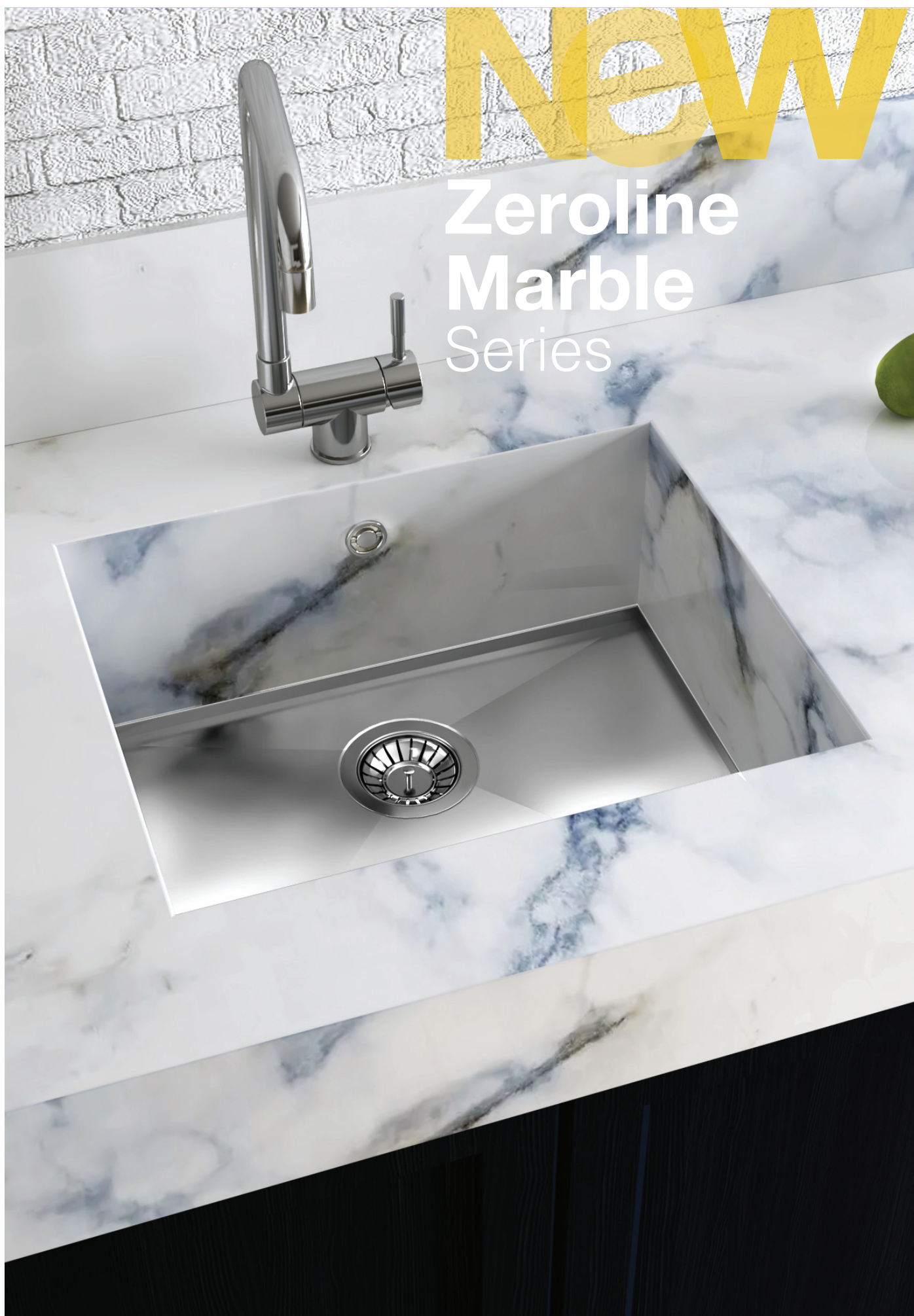
DR 34.44

S-905



New

Zeroline Marble Series





New


Zeroline
Marble
Series



FIVELINE Series R5



FVL
Single strainer
Ø 90 mm



FVLQ
Single strainer
Square
90 x 90 mm



FVLS
Pressed Waste Kit Hole
Is Integrate
In Stainless Steel Kitchen
Sinks Kind

Different
Choices

UKINOX



FVL 400

FVL 500

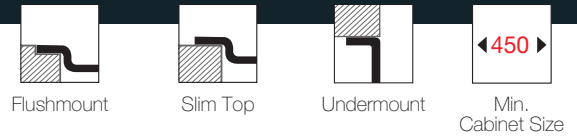
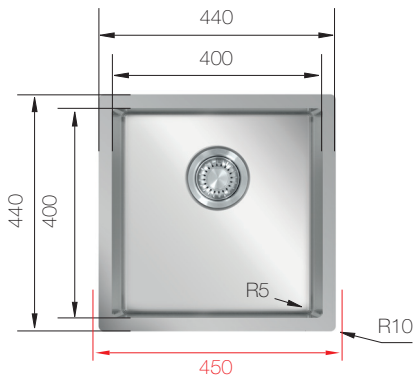
FVL 450.505

FVL 550.505

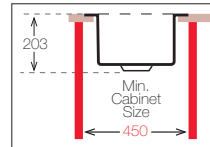
FVL 400

HANDMADE

Cutout size: Template provided



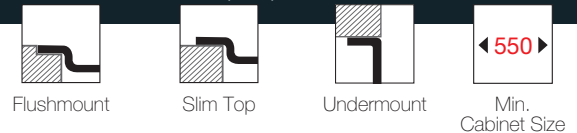
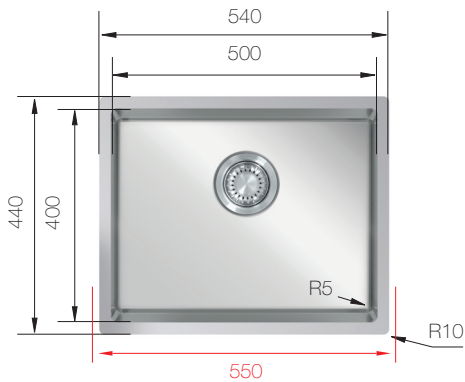
Bowl Size 400 mm x 400 mm
Thickness 1.2 mm
Sink Depth 203 mm
Finishing Polished



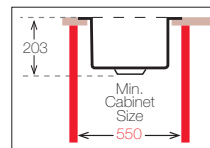
FVL 500

HANDMADE

Cutout size: Template provided




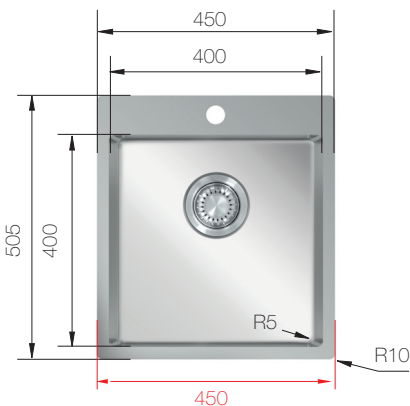
Bowl Size 500 mm x 400 mm
Thickness 1.2 mm
Sink Depth 203 mm
Finishing Polished



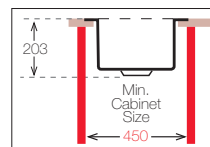
FVL 450.505

HANDMADE

Cutout size: Template provided



Bowl Size 400 mm x 400 mm
Thickness 1.2 mm
Sink Depth 203 mm
Finishing Polished



FVL 550.505

HANDMADE

Cutout size: Template provided



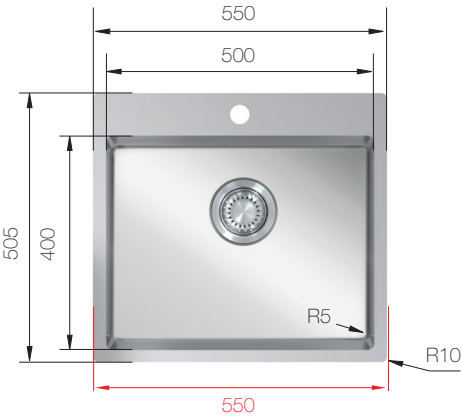
Flushmount



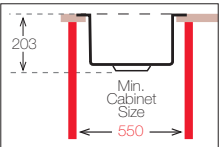
Slim Top



Min.
Cabinet Size



Bowl Size	500 mm x 400 mm
Thickness	1.2 mm
Sink Depth	203 mm
Finishing	Polished



B 21.40



CS 396



CS 20.42



DR 34.44S



DR 34.44




S-905



TENLINE Series R10



TNL
Single strainer
Ø 90 mm



TNLQ
Single strainer
Square
90 x 90 mm



TNLS
Pressed Waste Kit Hole
Is Integrate
In Stainless Steel Kitchen
Sinks Kind

Different
Choices



TNL 340



TNL 550



TNL 550.505



TNL 400



TNL 745



TNL 540.520



TNL 450



TNL 800



TNL 340.70.30



TNL 500



TNL 450.505



TNL 340.50.50



TENLINE PRIME Series

TNLP 380.70.30



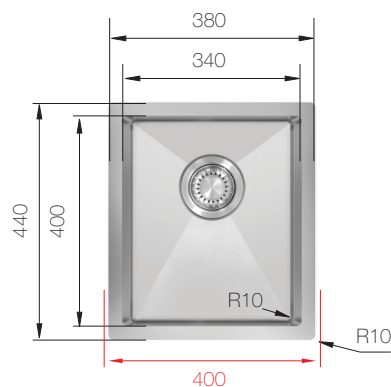
TNLP 340.50.50



TNL 340

HANDMADE

Cutout size: Template provided



Flushmount



Slim Top

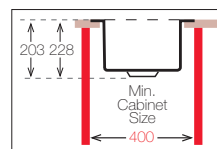


Undermount



Min.
Cabinet Size

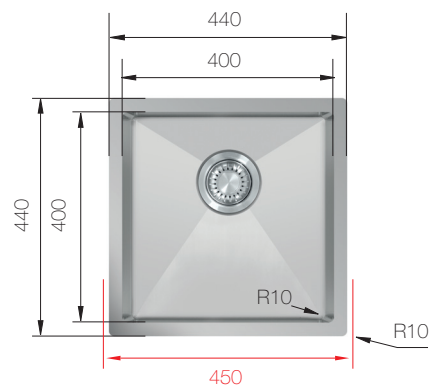
Bowl Size	340 mm x 400 mm		
Thickness	1 mm	1.2 mm	1.2 mm
Sink Depth	203 mm	203 mm	228 mm
Finishing	Polished	Polished	Polished



TNL 400

HANDMADE

Cutout size: Template provided



Flushmount



Slim Top

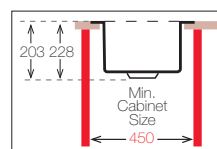


Undermount



Min.
Cabinet Size

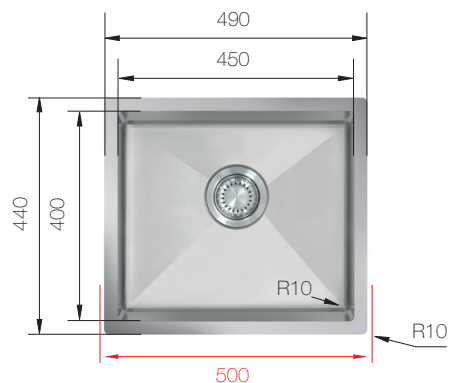
Bowl Size	400 mm x 400 mm		
Thickness	1 mm	1.2 mm	1.2 mm
Sink Depth	203 mm	203 mm	228 mm
Finishing	Polished	Polished	Polished



TNL 450

HANDMADE

Cutout size: Template provided



Flushmount



Slim Top

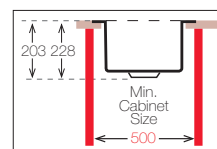


Undermount



Min.
Cabinet Size

Bowl Size	450 mm x 400 mm		
Thickness	1 mm	1.2 mm	1.2 mm
Sink Depth	203 mm	203 mm	228 mm
Finishing	Polished	Polished	Polished



TENLINE Series R10

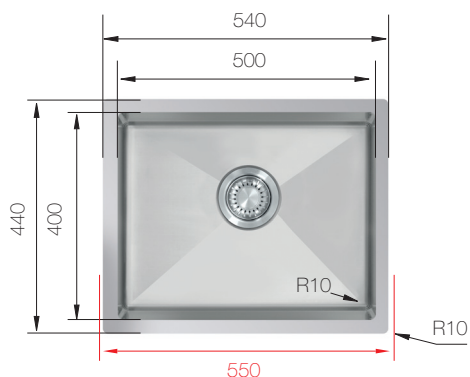
UKINOX

TNL

TNL 500

HANDMADE

Cutout size: Template provided



Flushmount



Slim Top

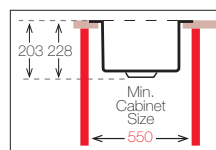


Undermount



Min.
Cabinet Size

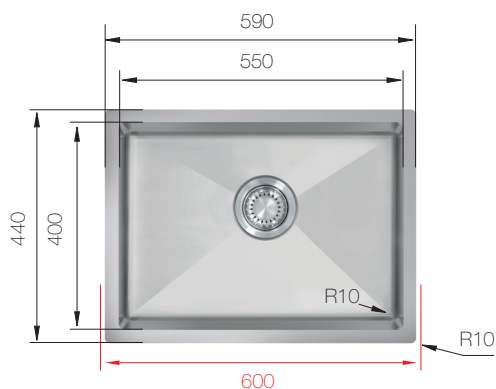
Bowl Size	500 mm x 400 mm		
Thickness	1 mm	1.2 mm	1.2 mm
Sink Depth	203 mm	203 mm	228 mm
Finishing	Polished	Polished	Polished



TNL 550

HANDMADE

Cutout size: Template provided



Flushmount



Slim Top

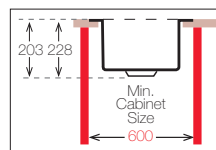


Undermount



Min.
Cabinet Size

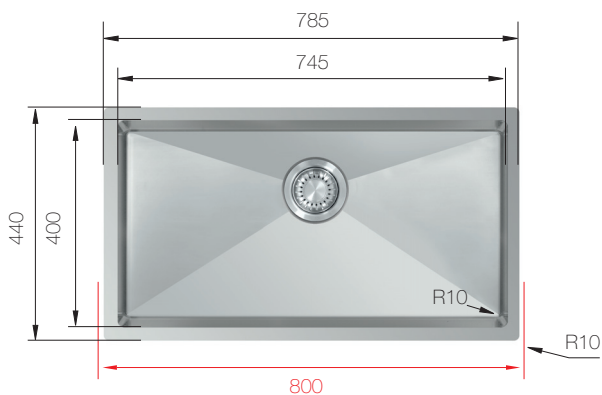
Bowl Size	550 mm x 400 mm		
Thickness	1 mm	1.2 mm	1.2 mm
Sink Depth	203 mm	203 mm	228 mm
Finishing	Polished	Polished	Polished



TNL 745

HANDMADE

Cutout size: Template provided



Flushmount



Slim Top

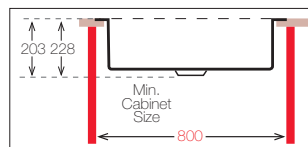


Undermount



Min.
Cabinet Size

Bowl Size	745 mm x 400 mm		
Thickness	1.2 mm	1.2 mm	1.2 mm
Sink Depth	203 mm	228 mm	228 mm
Finishing	Polished	Polished	Polished



B 21.40




CS 396



CS 20.42



DR 34.44S



DR 34.44



S-905

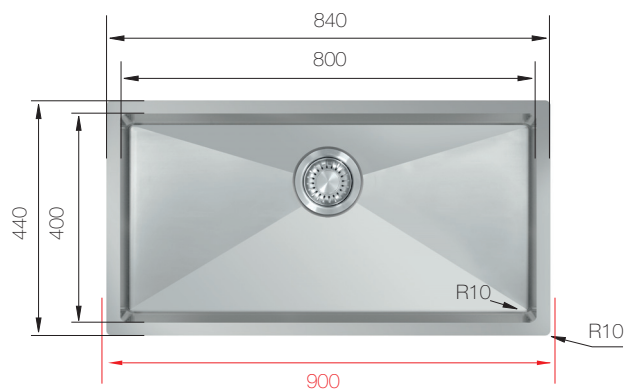
TENLINE Series R10

UKINOX

TNL 800

HANDMADE

Cutout size: Template provided



Flushmount



Slim Top

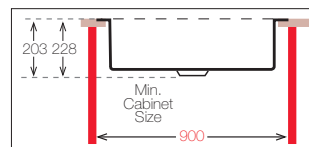


Undermount



Min.
Cabinet Size

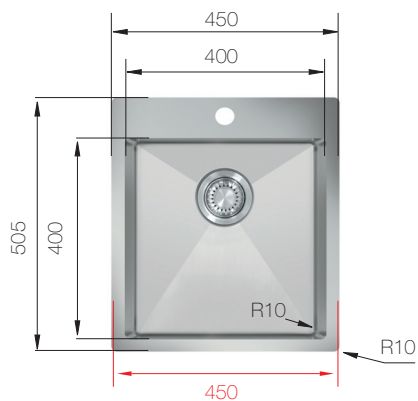
Bowl Size	800 mm x 400 mm
Thickness	1.2 mm
Sink Depth	203 mm 228 mm
Finishing	Polished Polished



TNL 450.505

HANDMADE

Cutout size: Template provided



Flushmount

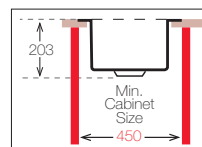


Slim Top



Min.
Cabinet Size

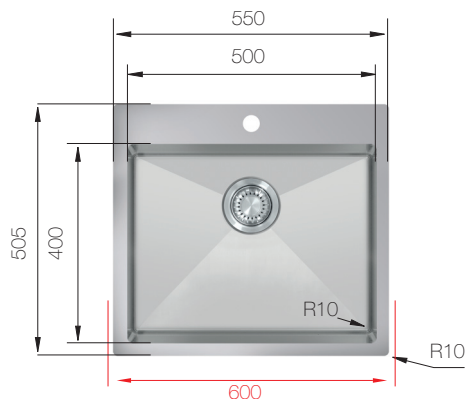
Bowl Size	400 mm x 400 mm
Thickness	1.2 mm
Sink Depth	203 mm
Finishing	Polished



TNL 550.505

HANDMADE

Cutout size: Template provided



Flushmount

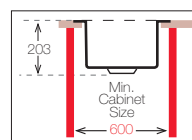


Slim Top



Min.
Cabinet Size

Bowl Size	500 mm x 400 mm
Thickness	1.2 mm
Sink Depth	203 mm
Finishing	Polished



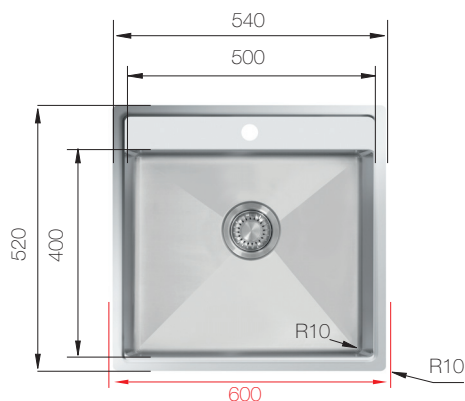
TENLINE Series R10

UKINOX

TNL 540.520

HANDMADE

Cutout size: Template provided



Option



Flushmount

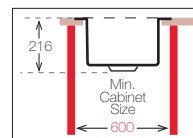


Slim Top



Min.
Cabinet Size

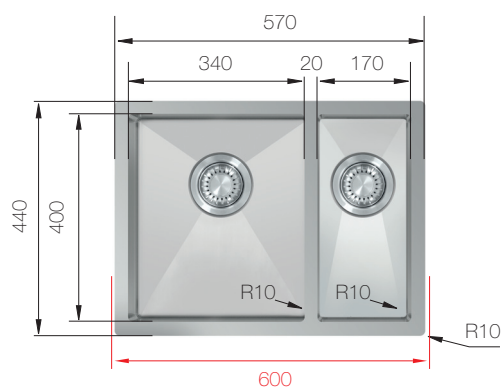
Bowl Size	500 mm x 400 mm
Thickness	1 mm 1.2 mm
Sink Depth	216 mm 216 mm
Finishing	Polished Polished



TNL 340.70.30

HANDMADE

Cutout size: Template provided




Flushmount



Slim Top

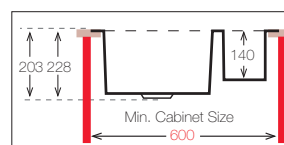


Undermount



Min.
Cabinet Size

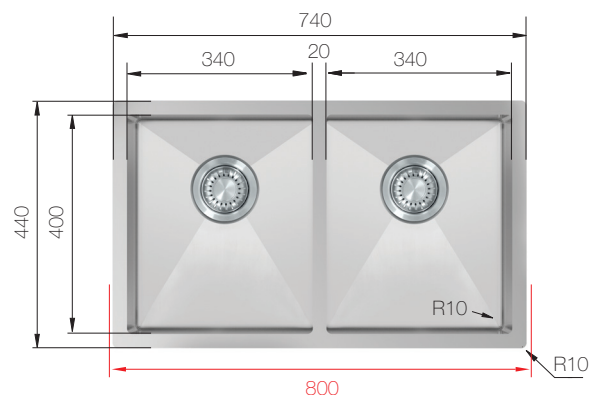
Bowl Size	340 mm x 400 mm
Thickness	1.2 mm 1.2 mm
Sink Depth	203 mm 228 mm
Finishing	Polished Polished



TNL 340.50.50

HANDMADE

Cutout size: Template provided



Flushmount



Slim Top

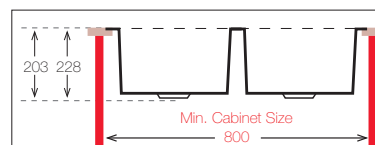


Undermount



Min.
Cabinet Size


Bowl Size	340 mm x 400 mm
Thickness	340 mm x 400 mm
Thickness	1.2 mm 1.2 mm
Sink Depth	203 mm 228 mm
Finishing	Polished Polished



B 21.40



CS 396



CS 20.42



DR 34.44S



DR 34.44



S-905




S-805




TENLINE PRIME Series R10



TNLP
Double strainer
Ø 90 mm



TNLPQ
Double strainer
Square
90 x 90 mm



TNLPS
Pressed Waste Kit Hole
Is Integrate
In Stainless Steel Kitchen
Sinks Kind

Different
Choices



TENLINE PRIME Series R10

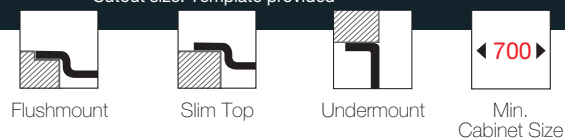
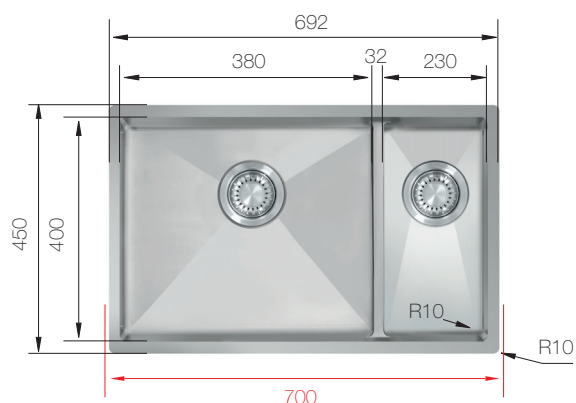
UKINOX

TNLP 380.70.30

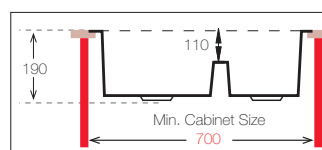
HANDMADE

Cutout size: Template provided

TNLP



Bowl Size	380 mm x 400 mm 230 mm x 400 mm
Thickness	1.2 mm
Sink Depth	190 mm
Finishing	Polished

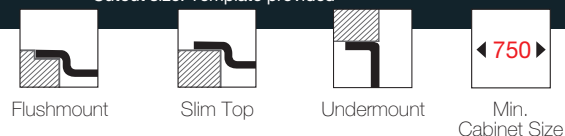
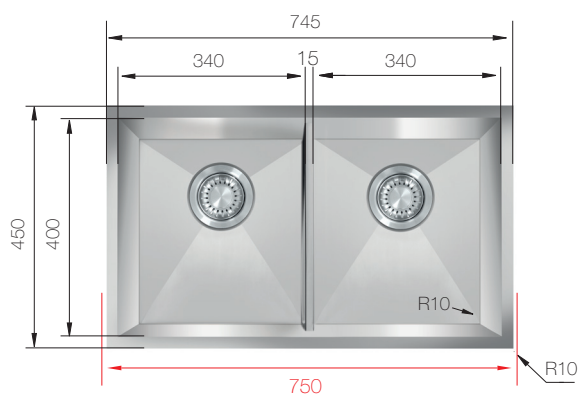


TNLP 340.50.50

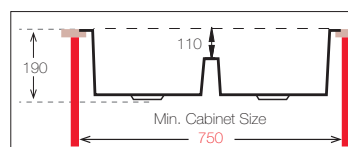
HANDMADE

Cutout size: Template provided

TNLP



Bowl Size	340 mm x 400 mm 340 mm x 400 mm
Thickness	1.2 mm
Sink Depth	190 mm
Finishing	Polished



B 21.40

CS 396

CS 20.42

DR 34.44S

DR 34.44

S-805



colorX Series / R10



colorX 340



colorX Oval 480



colorX 400



colorX Round 380



colorX 450



colorX 500



colorX 550



colorX 340.70.30



colorX 340.50.50



Gold



Bronze



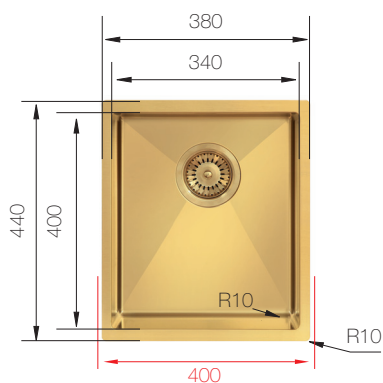
Titanium



colorX 340

HANDMADE

Cutout size: Template provided



Flushmount



Slim Top



Undermount



Min.
Cabinet Size

Gold



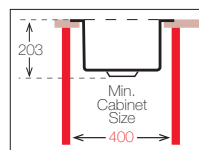
Bronze



Titanium



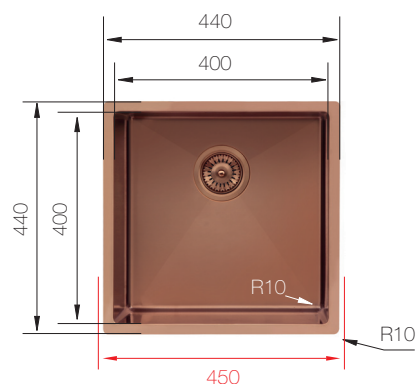
Bowl Size 340 mm x 400 mm
Thickness 1.2 mm
Sink Depth 203 mm
Finishing Polished



colorX 400

HANDMADE

Cutout size: Template provided



Flushmount



Slim Top



Undermount



Min.
Cabinet Size

Gold



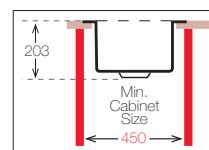
Bronze



Titanium



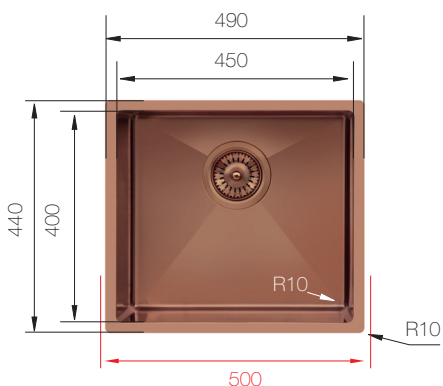
Bowl Size 400 mm x 400 mm
Thickness 1.2 mm
Sink Depth 203 mm
Finishing Polished



colorX 450

HANDMADE

Cutout size: Template provided



Flushmount



Slim Top



Undermount



Min.
Cabinet Size

Gold



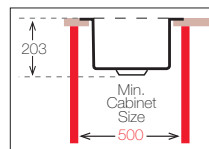
Bronze



Titanium



Bowl Size 450 mm x 400 mm
Thickness 1.2 mm
Sink Depth 203 mm
Finishing Polished



G 21.40 W




G 21.40 B




BS 43.24




OS 396 Gold



CS 396 Bronze



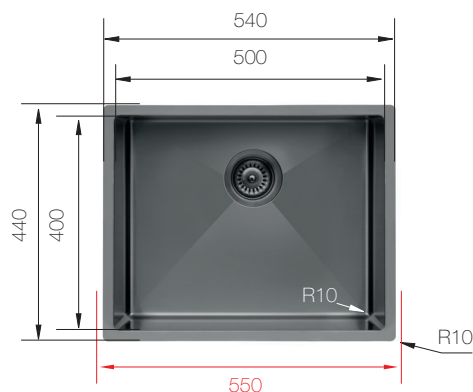
CS 396 Titanium



colorX 500

HANDMADE

Cutout size: Template provided



Flushmount



Slim Top



Undermount



Min.
Cabinet Size

COLORX

Gold



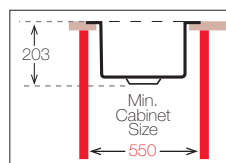
Bronze



Titanium



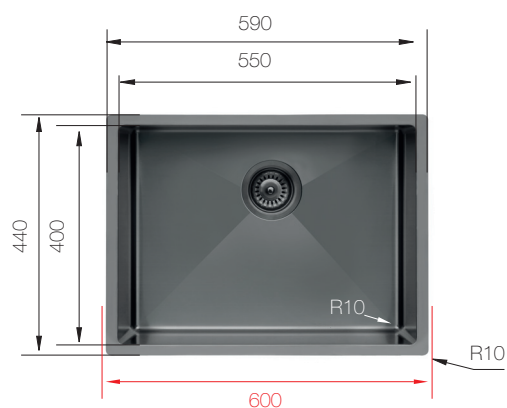
Bowl Size 500 mm x 400 mm
Thickness 1.2 mm
Sink Depth 203 mm
Finishing Polished



colorX 550

HANDMADE

Cutout size: Template provided



Flushmount



Slim Top



Undermount



Min.
Cabinet Size

Gold



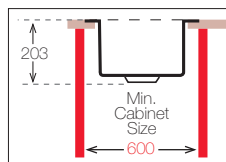
Bronze



Titanium



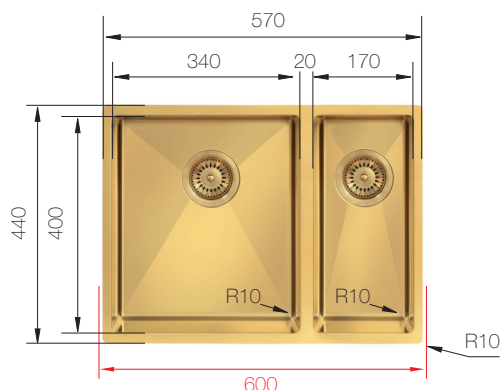
Bowl Size 550 mm x 400 mm
Thickness 1.2 mm
Sink Depth 203 mm
Finishing Polished



colorX 340.70.30

HANDMADE

Cutout size: Template provided



Flushmount



Slim Top



Undermount



Min.
Cabinet Size

Gold



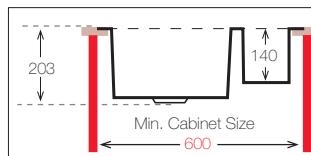
Bronze



Titanium



Bowl Size 340 mm x 400 mm
170 mm x 400 mm
Thickness 1.2 mm
Sink Depth 203 mm
Finishing Polished



CB 002
Gold



CB 002
Bronze



CB 002
Titanium



XLC
Gold



XLC
Bronze



XLC
Titanium



CB 002



S8



S9



colorX 340.50.50

HANDMADE

Cutout size: Template provided



Flushmount



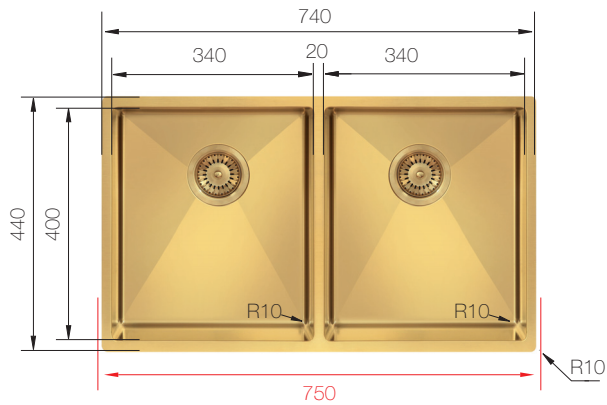
Slim Top



Undermount



Min.
Cabinet Size



Gold



Bronze



Titanium



Bowl Size

340 mm x 400 mm

Thickness

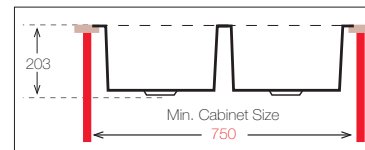
1.2 mm

Sink Depth

203 mm

Finishing

Polished



G 21.40 W




G 21.40 B




BS 43.24




CS 396 Gold



CS 396 Bronze



CS 396 Titanium



XLC

Gold



XLC

Bronze



XLC

Titanium



CB 002

Gold



CB 002

Bronze



CB 002

Titanium



S8



New Bath Series

UKINOX

COLORX

colorX BS Series

colorX Oval 480

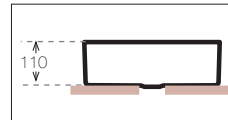
Cutout size: Template provided



Inset



Bowl Size	550 mm x 347 mm
Thickness	3.0 mm
Sink Depth	110 mm
Finishing	Polished



colorX Round 380

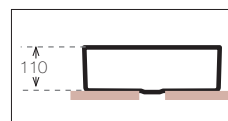
Cutout size: Template provided



Inset



Bowl Size	Ø 400 mm
Thickness	3.0 mm
Sink Depth	110 mm
Finishing	Polished



BS Siphon
Titanium



BS Siphon
Gold



BS Siphon
Bronze



S9



NIAGARA Series



NIAGARA
KITCHEN FAUCET
with sprayer and waterfall

Niagara Series

NG 750



NG 750 Titanium



NG 810

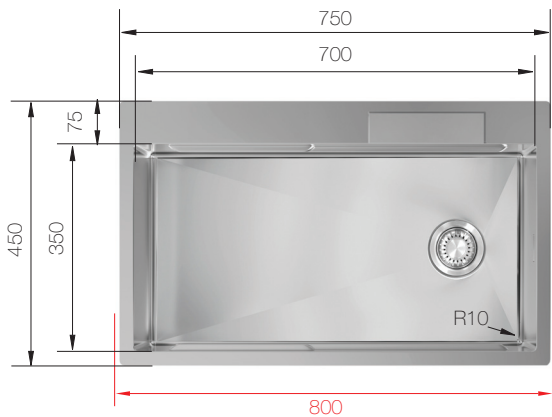


New
Niagara
Series

NG 750

HANDMADE

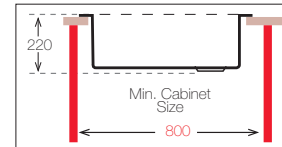
Cutout size: Template provided



Slim Top


 Min.
Cabinet Size

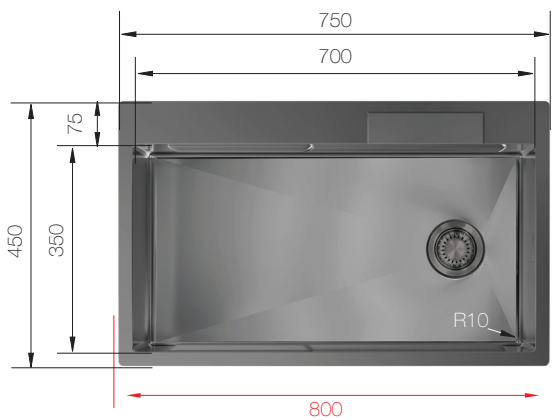
Bowl Size	700 mm x 350 mm
Thickness	1.2 mm
Sink Depth	220 mm
Finishing	Polished



NG 750 Titanium

HANDMADE

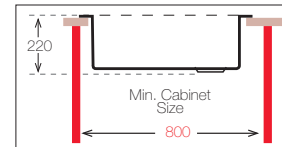
Cutout size: Template provided



Slim Top


 Min.
Cabinet Size


Bowl Size	700 mm x 350 mm
Thickness	1.2 mm
Sink Depth	220 mm
Finishing	Polished



NG 810

HANDMADE

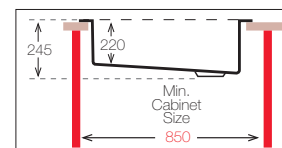
Cutout size: Template provided



Slim Top


 Min.
Cabinet Size

Bowl Size	760 mm x 410 mm
Thickness	1.2 mm
Sink Depth	245 mm
Finishing	Polished


 CUTTING
BOARD
NG 750

 COLANDER
NG 750

 REMOVABLE
BOWL

 CUTTING BOARD
WSE 43.24



 COLANDER
CS 360

 KITCHEN FAUCET
NIAGARA

 GLASS RINSER
NIAGARA

 KNIFE RACK
NIAGARA

 SOAP DISPENSER
UD0022CR

 POP up SIPHON
F82601


Niagara Accessories

KNIFE RACK Niagara

Material: SUS 304 Stainless steel
Anti-rust, easy to disassemble and clean



Accessories are included in set
and also available in the color Titanium

NG

GLASS RINSER Niagara

Total Dimension: 125 x 117 mm
Cup Waste nozzle dimension : 110 Ø mm x 80 mm
Brass multi-angle water outlet cleaning head,
stainless steel housing
304 stainless steel braided inlet hose
Brass slide mounting nut and 304 stainless steel
T-connector, rubber gasket, metal washer



F 82601

Pop up Siphon
Big head waste kit strainer 3 1/2" with
overflow on the bowl & siphon with pipe
Pop up click clack otomatic controller



UD0022CR

Soap Dispenser
Total dimension ; 265 x 116 mm
Bottle dimension: 58 x 160 mm
Cut out the hole size: 25 / 40 mm



CS 360

Colander
Total external dimension: 408 x 242 mm
Maximum height: 100 mm
Lowest height: 25 mm
Steel Quality : 304 AISI Stainless steel



WSE 43.24

Cutting Board
Total Dimension: 241 x 430 mm
Inside dimension: 331,5 x 200 mm
Handle dimension: 70 x 30 mm
Thickness: 19 mm
Step thickness: 6 mm
With waterline



Niagara KITCHEN FAUCET

with sprayer and waterfall
Total dimension: 275 x 455 mm (+/- 5 mm)
Waterfall dimension: 220 x 58.5 x 27 mm
Waterfall cabinet size: 240 x 67 x 27 mm
Button dimension: 48Ø
SUS 304 St. steel body, SUS304 St. steel handle
Multi function ABS sprayer, 1800mm pull down hose
Flow rate: Max 2.2 gpm @ 60psi
With one pair of CUPC certified water supply lines



NEW

Khone Series

UKINOX

KH



Khone Series



KHONE Titanium

HANDMADE

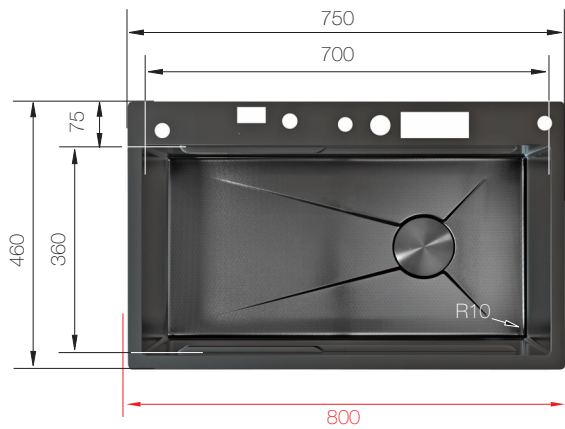
Cutout size: Template provided



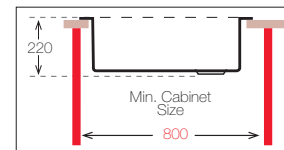
Slim Top



Min.
Cabinet Size



Bowl Size	700 mm x 360 mm
Thickness	1.2 mm
Sink Depth	220 mm
Finishing	Polished



KHONE Accessories



KHONE
CUTTING BOARD



KHONE
COLANDER




KHONE
REMOVABLE BOWL

WORKSTATION Series



WSCL
Single strainer
Ø 90 mm



WSCQ
Single strainer
Square
90 x 90 mm



WSCS
Pressed Waste Kit Hole
Is Integrate
In Stainless Steel Kitchen
Sinks Kind

Different
Choices



WS

WS 700

WS 790**WSC**

WSC 620

WSC 810**WSS**

WSS 620

WSS 711

WSS 1143**WSD**

WSD 580

WSD 790



WSL
Single strainer
Ø 90 mm

WSQ
Single strainer
Square
90 x 90 mm

WSS
Pressed Waste Kit Hole
Is Integrate
In Stainless Steel Kitchen
Sinks Kind

WS 700

HANDMADE

Cutout size: Template provided



Flushmount



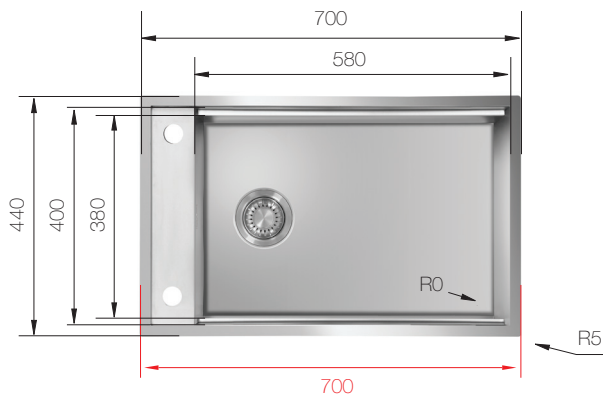
Slim Top



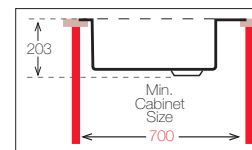
Undermount



Min.
Cabinet Size



Bowl Size | 580 mm x 380 mm
Thickness | 1.2 mm
Sink Depth | 203 mm
Finishing | Polished



WS 790

HANDMADE

Cutout size: Template provided



Flushmount



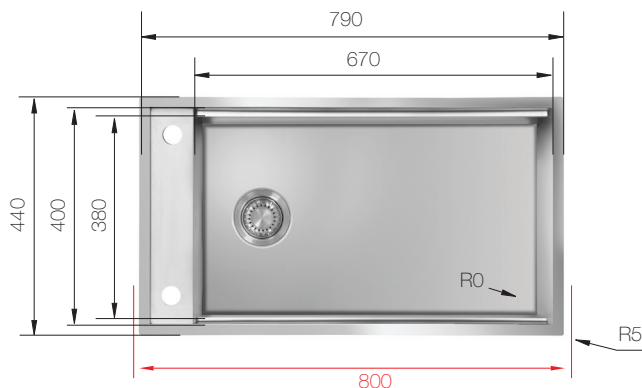
Slim Top



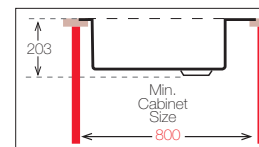
Undermount



Min.
Cabinet Size




Bowl Size | 670 mm x 380 mm
Thickness | 1.2 mm
Sink Depth | 203 mm
Finishing | Polished



B 44



CS 400



DR 440 S



F 82601



WORKSTATION Series WSC

UKINOX



WS

WSC 620

HANDMADE

Cutout size: Template provided



Flushmount



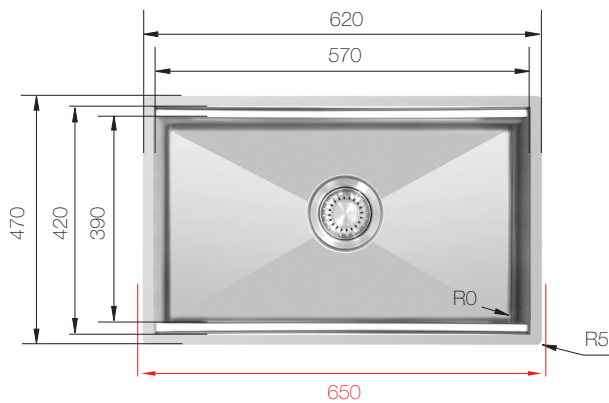
Slim Top



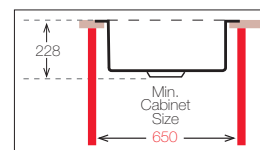
Undermount



Min.
Cabinet Size



Bowl Size | 570 mm x 390 mm
Thickness | 1.2 mm
Sink Depth | 228 mm
Finishing | Polished



WSC 810

HANDMADE

Cutout size: Template provided



Flushmount



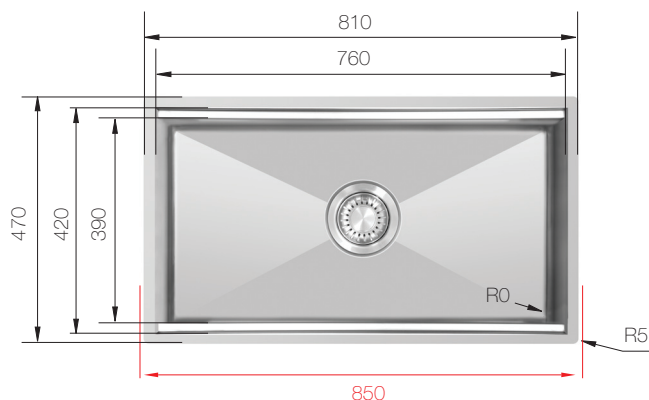
Slim Top



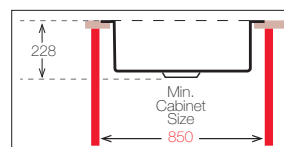
Undermount



Min.
Cabinet Size




Bowl Size | 760 mm x 390 mm
Thickness | 1.2 mm
Sink Depth | 228 mm
Finishing | Polished



B 47

CS 420

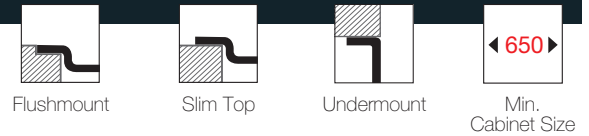
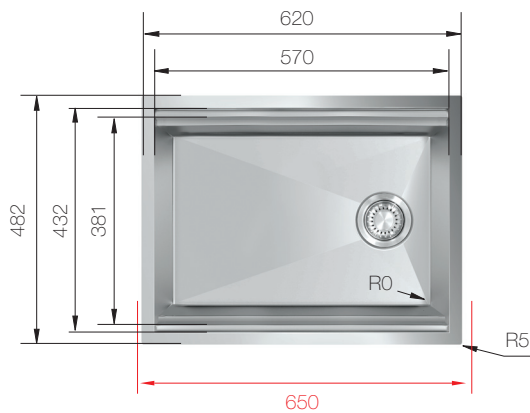
DR 420 S



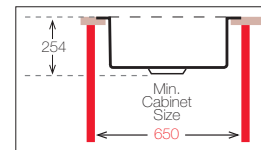
WSS 620

HANDMADE

Cutout size: Template provided



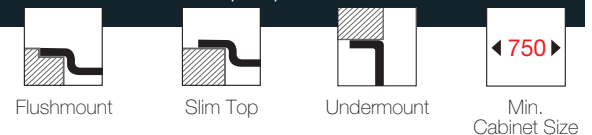
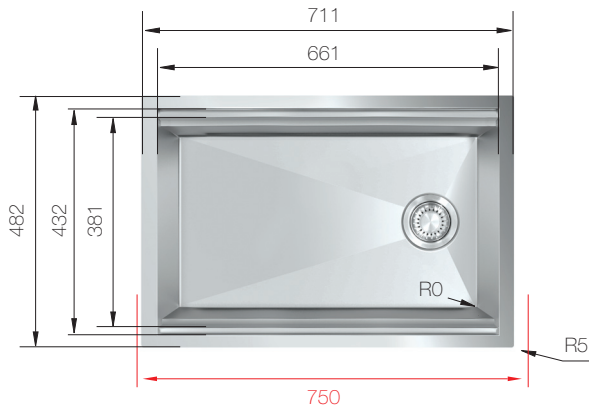
Bowl Size 570 mm x 381 mm
Thickness 1.2 mm
Sink Depth 254 mm
Finishing Polished



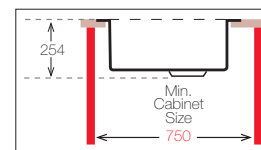
WSS 711

HANDMADE

Cutout size: Template provided



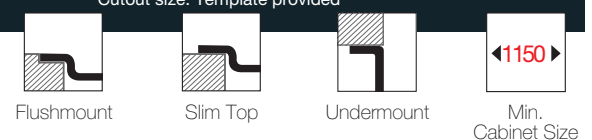
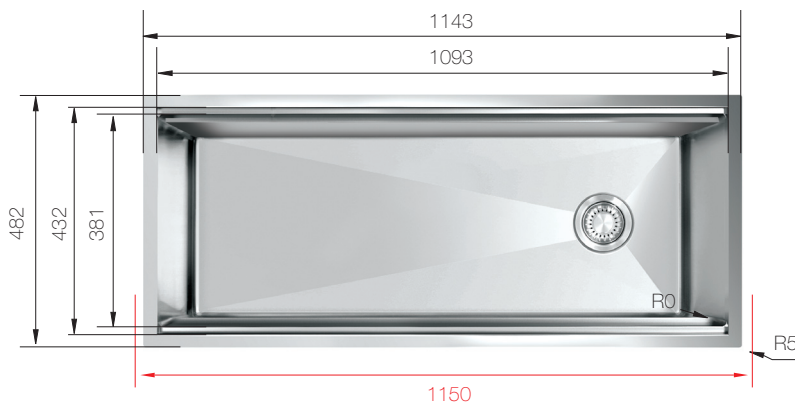
Bowl Size 661 mm x 381 mm
Thickness 1.2 mm
Sink Depth 254 mm
Finishing Polished



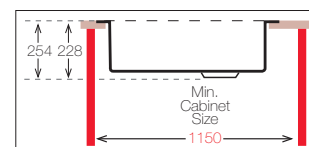
WSS 1143

HANDMADE

Cutout size: Template provided




Bowl Size 1093 mm x 381 mm
Thickness 1.5 mm | 1.2 mm
Sink Depth 254 mm | 228 mm
Finishing Polished | Polished



B 48

CS 400

DR 480 S





WSD 580

HANDMADE

Cutout size: Template provided



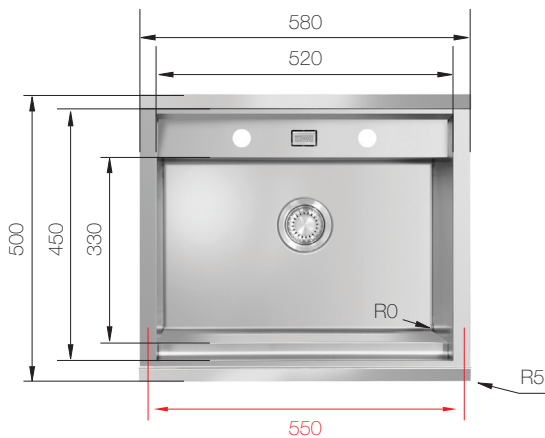
Flushmount



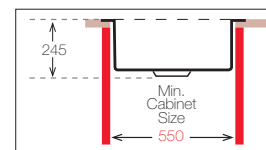
Slim Top



Min.
Cabinet Size



Bowl Size 520 mm x 330 mm
Thickness 1.2 mm
Sink Depth 245 mm
Finishing Polished



WSD 790

HANDMADE

Cutout size: Template provided



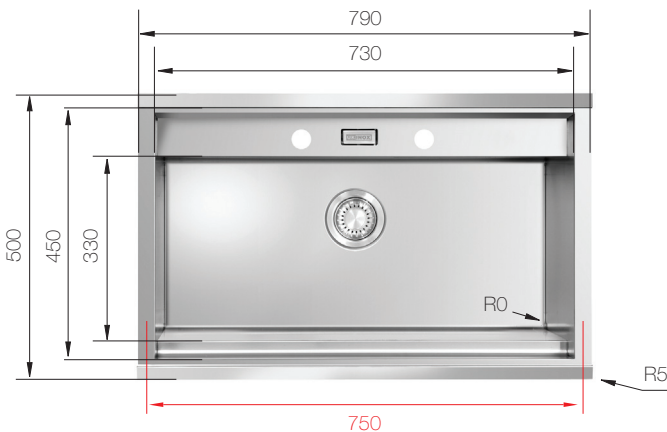
Flushmount



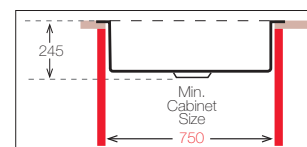
Slim Top



Min.
Cabinet Size



Bowl Size 730 mm x 330 mm
Thickness 1.2 mm
Sink Depth 245 mm
Finishing Polished




B 45



CS 350



DR 450 S



F 82601



APRON Series / R10



UK RSFC 840



UK RSFC 849



UK RSFC 426.60.40



APRON Series R10

UK INOX

UK RSFC 840

HANDMADE

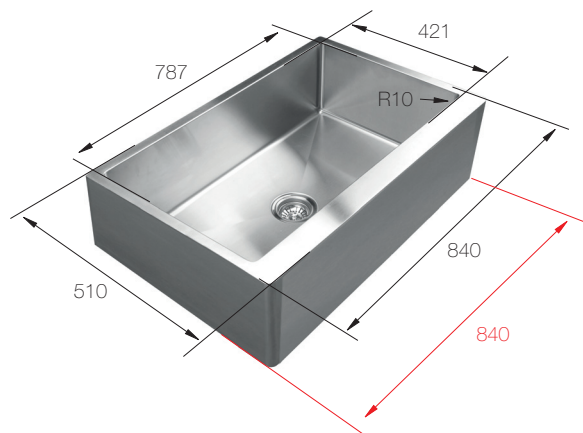
Cutout size: Template provided



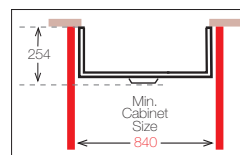
Undermount



Min.
Cabinet Size



Bowl Size	787 mm x 421 mm
Thickness	1.5 mm
Sink Depth	254 mm
Finishing	Polished



UK RSFC 849

HANDMADE

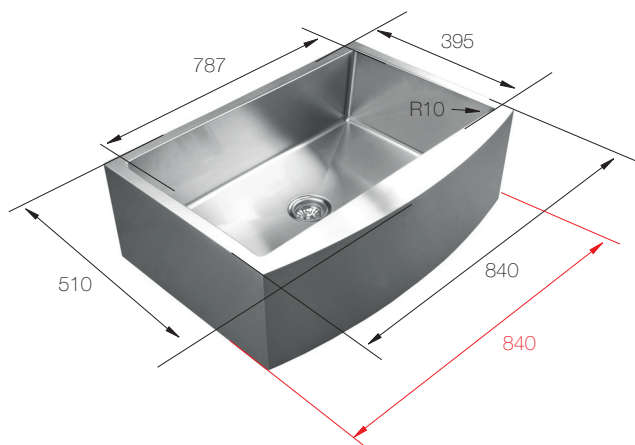
Cutout size: Template provided



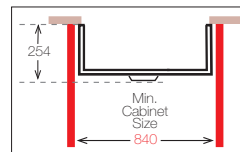
Undermount



Min.
Cabinet Size



Bowl Size	787 mm x 395 mm
Thickness	1.5 mm
Sink Depth	254 mm
Finishing	Polished



UK RSFC 426.60.40

HANDMADE

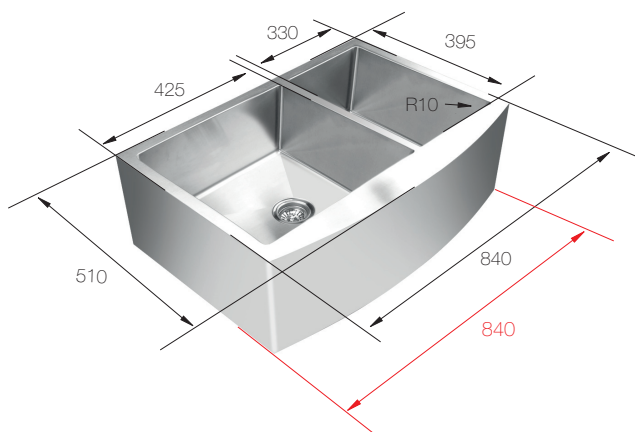
Cutout size: Template provided



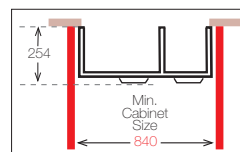
Undermount



Min.
Cabinet Size



Bowl Size	425 mm x 395 mm
Thickness	1.5 mm
Sink Depth	254 mm
Finishing	Polished



B 47



DR 34.44 S



DR 34.44



S-905



S-805





APRON

TZ RS TopZero Series

UKINOX



TZ RS400

TZ RS451

TZ RS500

TZ RS550

TZ RS745

TZ RS340.70.30

TZ RS400

TZ RS400

HAND MADE

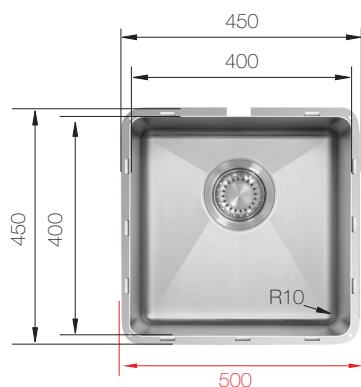
Cutout size: Template provided



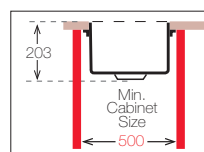
TopZero



Min.
Cabinet Size



Bowl Size	400 mm x 400 mm
Thickness	1.2 mm
Sink Depth	203 mm
Finishing	Polished



TZ RS451

HAND MADE

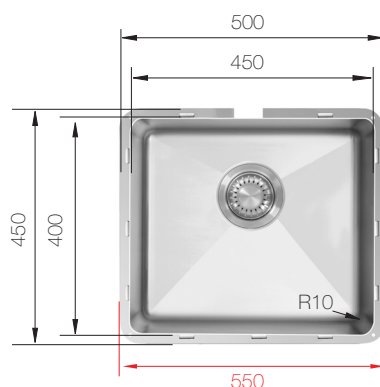
Cutout size: Template provided



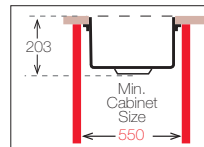
TopZero



Min.
Cabinet Size



Bowl Size	450 mm x 400 mm
Thickness	1.2 mm
Sink Depth	203 mm
Finishing	Polished



TZ RS500

HAND MADE

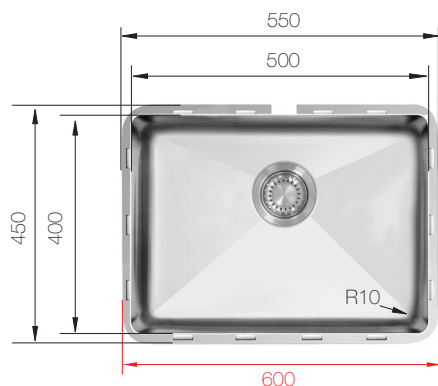
Cutout size: Template provided



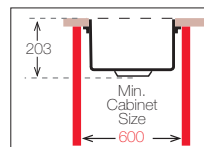
TopZero



Min.
Cabinet Size



Bowl Size	500 mm x 400 mm
Thickness	1.2 mm
Sink Depth	203 mm
Finishing	Polished



TZ RS550

HAND MADE

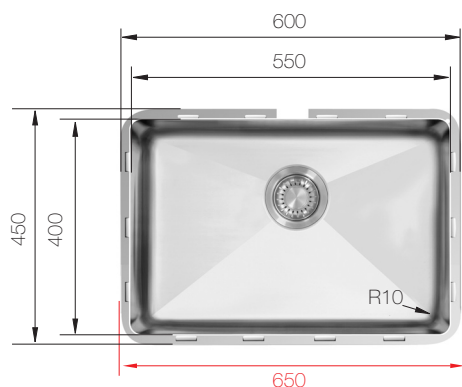
Cutout size: Template provided



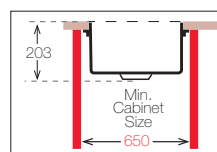
TopZero



Min.
Cabinet Size



Bowl Size	550 mm x 400 mm
Thickness	1.2 mm
Sink Depth	203 mm
Finishing	Polished



TZ RS745

HAND MADE

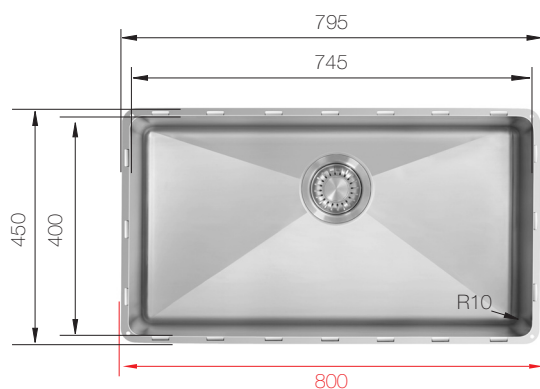
Cutout size: Template provided



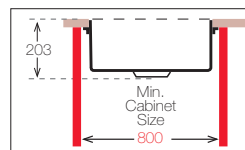
TopZero



Min.
Cabinet Size



Bowl Size	745 mm x 400 mm
Thickness	1.2 mm
Sink Depth	203 mm
Finishing	Polished



TZ RS340.70.30

HAND MADE

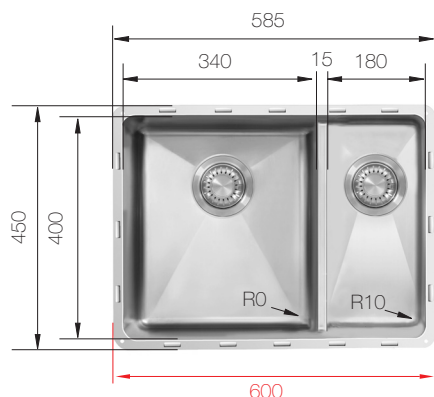
Cutout size: Template provided



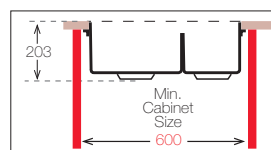
TopZero



Min.
Cabinet Size



Bowl Size	340 mm x 400 mm
	180 mm x 400 mm
Thickness	1.2 mm
Sink Depth	203 mm
Finishing	Polished



B 21.40



CS 16.39



CS 20.42



DR 34.44S



DR 34.44



S-905



TOPZERO RS Series



TZ RS340.50.50

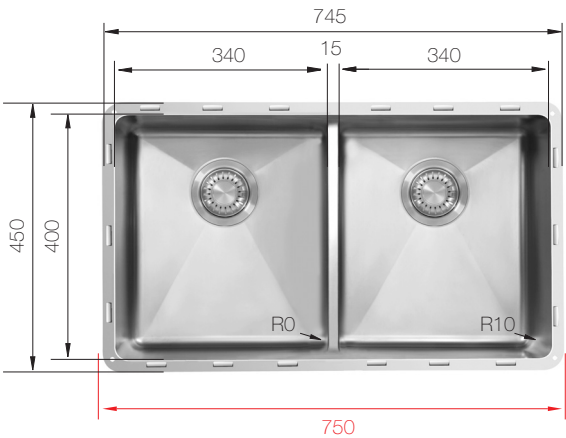
HAND MADE

Cutout size: Template provided

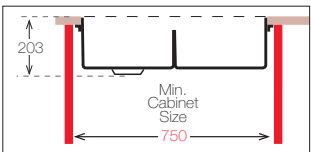


TopZero

Min.
Cabinet Size



Bowl Size	340 mm x 400 mm 340 mm x 400 mm
Thickness	1.2 mm
Sink Depth	203 mm
Finishing	Polished



B 21.40



CS 16.39



CS 20.42



DR 34.44S



DR 34.44



S-905



MICRO TOP Series R10

MT
Single strainer
Ø 90 mm

MTQ
Single strainer
Square
90 x 90 mm

MTS
Pressed Waste Kit Hole
Is Integrate
In Stainless Steel Kitchen
Sinks Kind

Different
Choices



MT 341

MT



MT 400



MT 451



MT 500



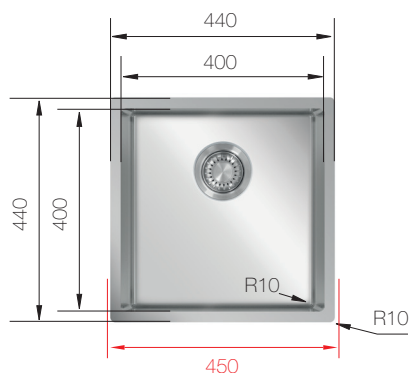
MICRO TOP Series R10

UKINOX

MT 340

PRESS SINKS

Cutout size: Template provided



Flushmount



Slim Top

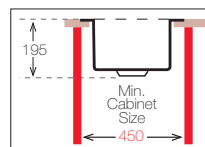


Undermount



Min.
Cabinet Size

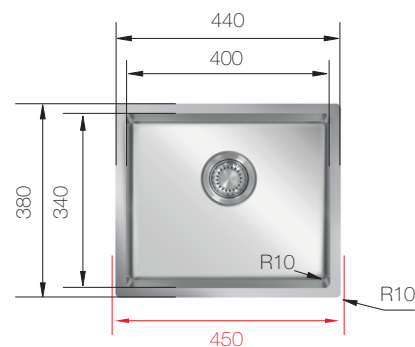
Bowl Size	400 mm x 400 mm
Thickness	1 mm
Sink Depth	195 mm
Finishing	Polished



MT 341

PRESS SINKS

Cutout size: Template provided



Flushmount



Slim Top

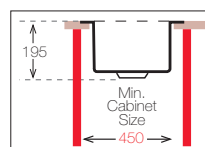


Undermount



Min.
Cabinet Size

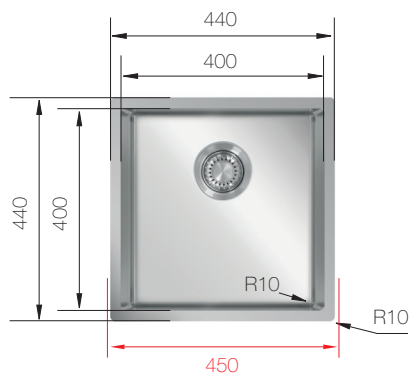
Bowl Size	400 mm x 340 mm
Thickness	1 mm
Sink Depth	195 mm
Finishing	Polished



MT 400

PRESS SINKS

Cutout size: Template provided



Flushmount



Slim Top

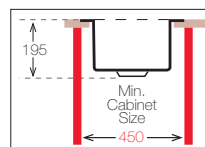


Undermount



Min.
Cabinet Size

Bowl Size	400 mm x 400 mm
Thickness	1 mm
Sink Depth	195 mm
Finishing	Polished



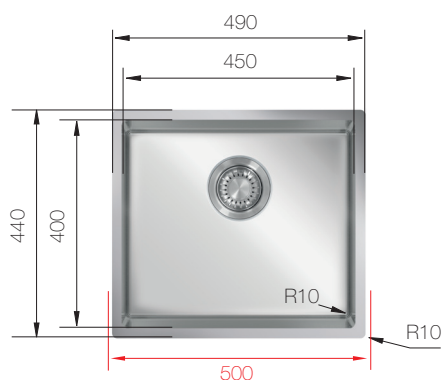
MICRO TOP Series R10

UKINOX

MT 451

PRESS SINKS

Cutout size: Template provided



Flushmount



Slim Top

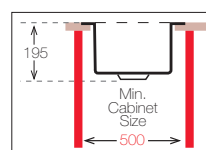


Undermount



Min.
Cabinet Size

Bowl Size 450 mm x 400 mm
Thickness 1 mm
Sink Depth 195 mm
Finishing Polished

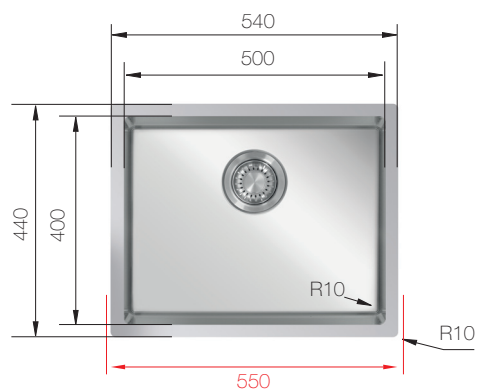


MT

MT 500

PRESS SINKS

Cutout size: Template provided



Flushmount



Slim Top

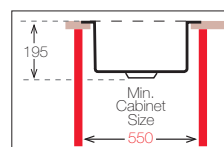


Undermount



Min.
Cabinet Size

Bowl Size 500 mm x 400 mm
Thickness 1 mm
Sink Depth 195 mm
Finishing Polished



B 21.40



CS 16.39



CS 20.42



DR 34.44S



DR 34.44



S-905



MICRO Series R20



ME
Single strainer
Ø 90 mm



MEQ
Single strainer
Square
90 x 90 mm



MES
Pressed Waste Kit Hole
Is Integrate
In Stainless Steel Kitchen
Sinks Kind

Different
Choices



ME 170



ME 450



ME 838.559



ME 171



ME 451



MU 340.50.50



ME 172



ME 500



MU 450.50.50



ME 340.340



ME 550



MU 340.70.30



ME 340



ME 745.400



ME 341



ME 500.500



ME 361



ME 600.500



With water canal
option

ME 400



ME 790.500



ME 170

PRESS SINKS

Cutout size: Template provided



Flushmount



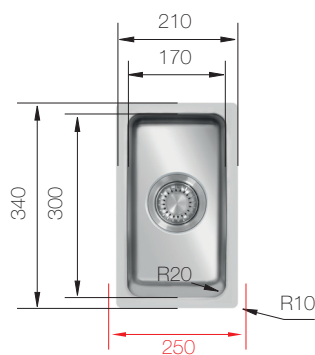
Slim Top



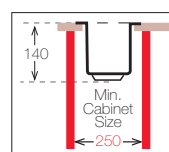
Undermount



Min.
Cabinet Size



Bowl Size	170 mm x 300 mm		
Thickness	0.80 mm	1 mm	
Sink Depth	140 mm	140 mm	
Finishing	Polished	Polished	



ME 171

PRESS SINKS

Cutout size: Template provided



Flushmount



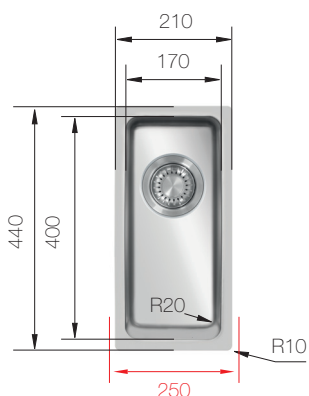
Slim Top



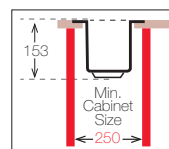
Undermount



Min.
Cabinet Size



Bowl Size	170 mm x 400 mm		
Thickness	0.80 mm	1 mm	1.2 mm
Sink Depth	153 mm	153 mm	153 mm
Finishing	Polished	Polished	Polished



ME 172

PRESS SINKS

Cutout size: Template provided



Flushmount



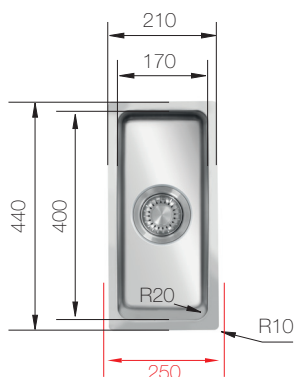
Slim Top



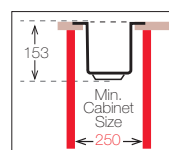
Undermount



Min.
Cabinet Size



Bowl Size	170 mm x 400 mm		
Thickness	0.80 mm	1 mm	1.2 mm
Sink Depth	153 mm	153 mm	153 mm
Finishing	Polished	Polished	Polished



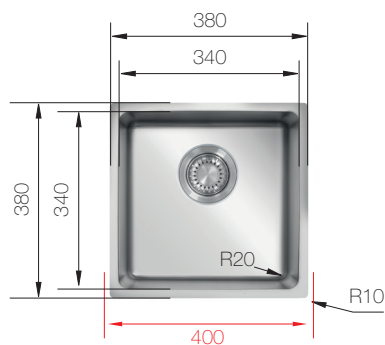
MICRO Series R20

UKINOX

ME 340.340

PRESS SINKS

Cutout size: Template provided



Flushmount



Slim Top

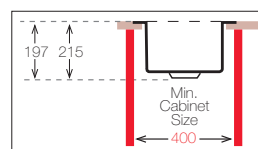


Undermount



Min. Cabinet Size

Bowl Size	340 mm x 340 mm
Thickness	0.80 mm 1 mm
Sink Depth	197 mm 215 mm
Finishing	Polished Polished

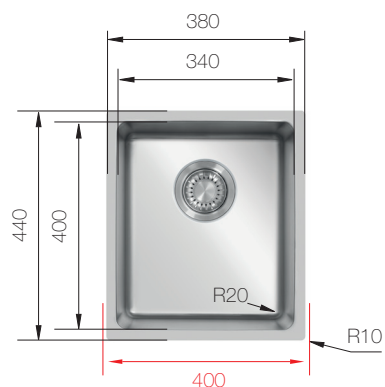


ME

ME 340

PRESS SINKS

Cutout size: Template provided



Flushmount



Slim Top

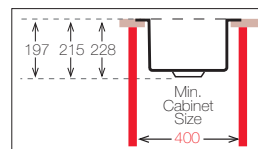


Undermount



Min. Cabinet Size

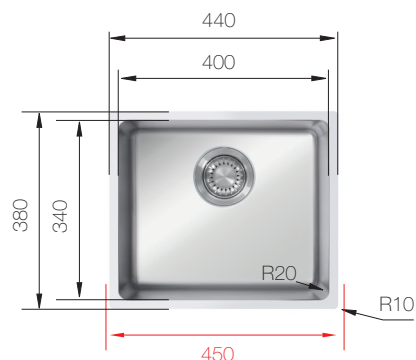
Bowl Size	340 mm x 400 mm
Thickness	0.80 mm 1 mm 1.2 mm
Sink Depth	197 mm 215 mm 228 mm
Finishing	Polished Polished Polished



ME 341

PRESS SINKS

Cutout size: Template provided



Flushmount



Slim Top

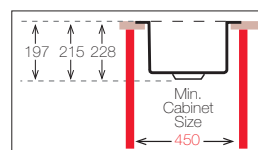


Undermount



Min. Cabinet Size

Bowl Size	400 mm x 340 mm
Thickness	0.80 mm 1 mm 1.2 mm
Sink Depth	197 mm 215 mm 228 mm
Finishing	Polished Polished Polished



B 21.40

CS 16.39

CS 20.42

DR 34.44S

DR 34.44

S-905



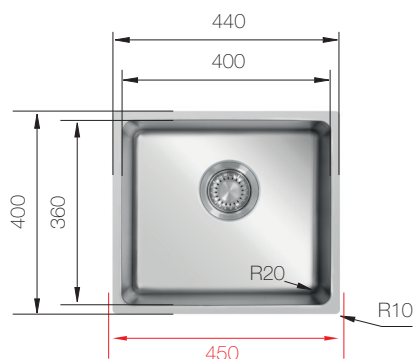
MICRO Series R20

UKINOX

ME 361

PRESS SINKS

Cutout size: Template provided



Flushmount



Slim Top

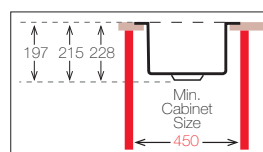


Undermount



Min.
Cabinet Size

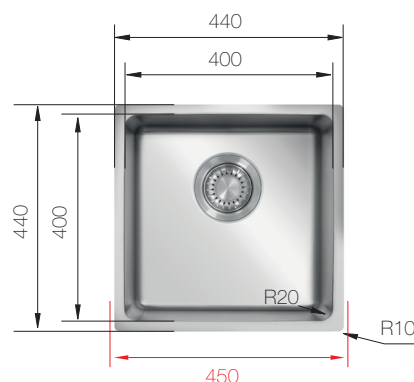
Bowl Size	400 mm x 360 mm		
Thickness	0.80 mm	1 mm	1.2 mm
Sink Depth	197 mm	215 mm	228 mm
Finishing	Polished	Polished	Polished



ME 400

PRESS SINKS

Cutout size: Template provided



With water canal
option



Flushmount



Slim Top

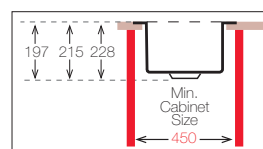


Undermount



Min.
Cabinet Size

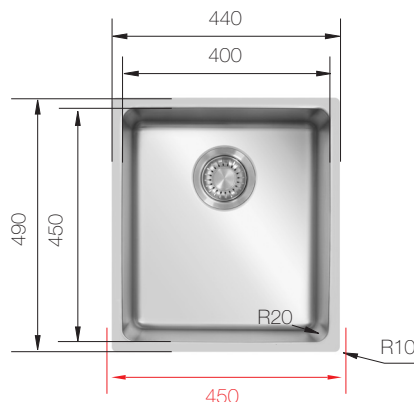
Bowl Size	400 mm x 400 mm		
Thickness	0.80 mm	1 mm	1.2 mm
Sink Depth	197 mm	215 mm	228 mm
Finishing	Polished	Polished	Polished



ME 450

PRESS SINKS

Cutout size: Template provided



Flushmount



Slim Top

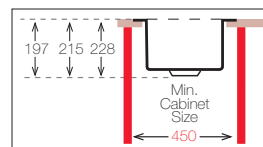


Undermount



Min.
Cabinet Size

Bowl Size	400 mm x 450 mm		
Thickness	0.80 mm	1 mm	1.2 mm
Sink Depth	197 mm	215 mm	228 mm
Finishing	Polished	Polished	Polished



MICRO Series R20

UKINOX

ME 451

PRESS SINKS

Cutout size: Template provided



Flushmount



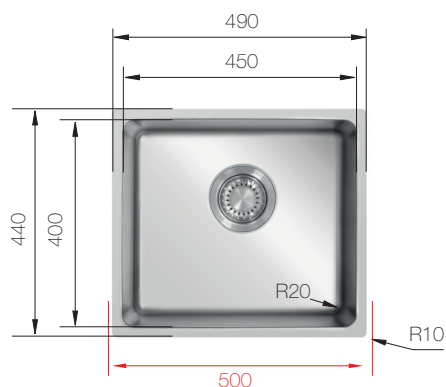
Slim Top



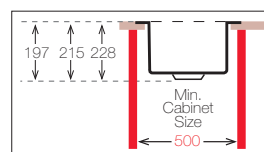
Undermount



Min.
Cabinet Size



Bowl Size	450 mm x 400 mm		
Thickness	0.80 mm	1 mm	1.2 mm
Sink Depth	197 mm	215 mm	228 mm
Finishing	Polished	Polished	Polished



ME

ME 500

PRESS SINKS

Cutout size: Template provided



Flushmount



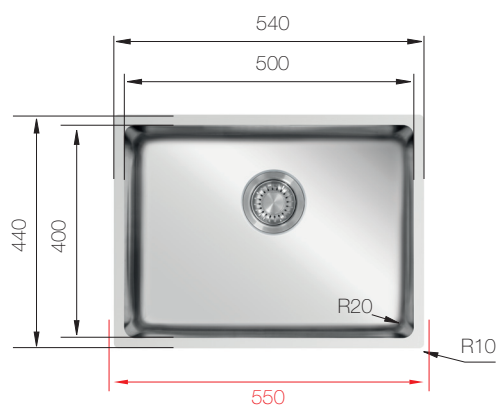
Slim Top



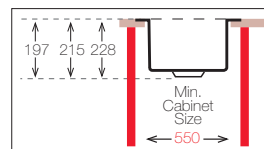
Undermount



Min.
Cabinet Size



Bowl Size	500 mm x 400 mm		
Thickness	0.80 mm	1 mm	1.2 mm
Sink Depth	197 mm	215 mm	228 mm
Finishing	Polished	Polished	Polished



ME 550

PRESS SINKS

Cutout size: Template provided



Flushmount



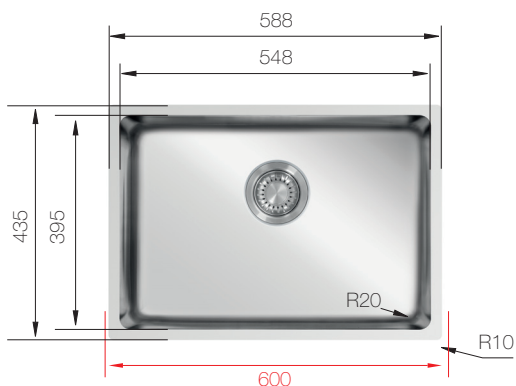
Slim Top



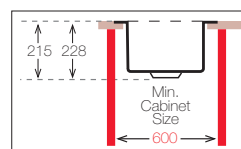
Undermount



Min.
Cabinet Size



Bowl Size	548 mm x 395 mm		
Thickness	1 mm	1.2 mm	
Sink Depth	215 mm	228 mm	
Finishing	Polished	Polished	



B 21.40



CS 16.39



CS 20.42



DR 34.44S



DR 34.44



S-905



MICRO Series R20

UKINOX

ME 745.400

PRESS SINKS

Cutout size: Template provided



Flushmount



Slim Top

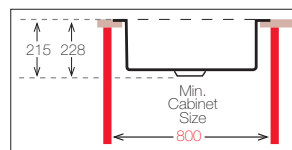


Undermount



Min.
Cabinet Size

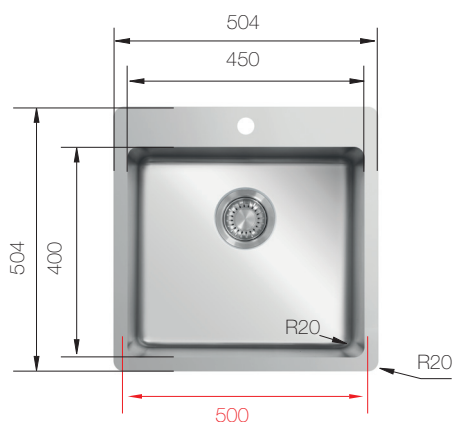
Bowl Size	745 mm x 400 mm
Thickness	1 mm
Sink Depth	215 mm
Finishing	Polished



ME 500.500

PRESS SINKS

Cutout size: Template provided



Inset



Flushmount

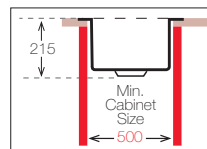


Slim Top



Min.
Cabinet Size

Bowl Size	450 mm x 400 mm
Thickness	1 mm
Sink Depth	215 mm
Finishing	Polished



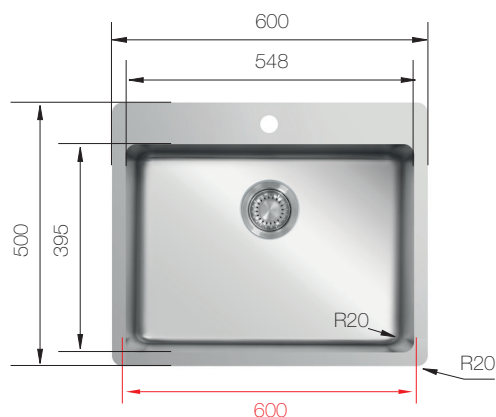
MICRO Series R20

UKINOX

ME 600.500

PRESS SINKS

Cutout size: Template provided



Inset



Flushmount

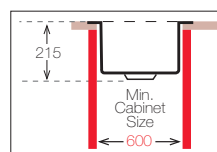


Slim Top



Min.
Cabinet Size

Bowl Size	548 mm x 395 mm
Thickness	1 mm
Sink Depth	215 mm
Finishing	Polished

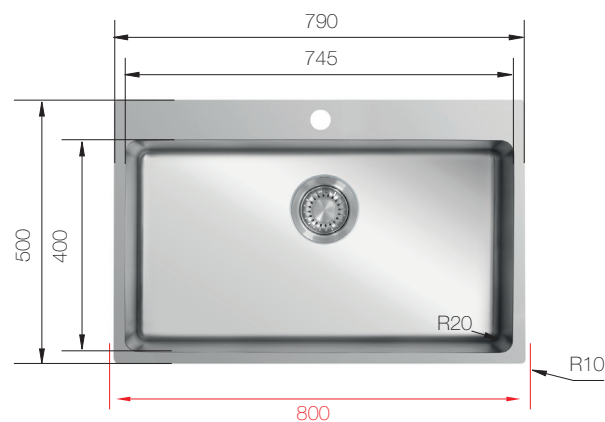


ME

ME 790.500

PRESS SINKS

Cutout size: Template provided



Inset



Flushmount

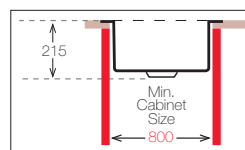


Slim Top



Min.
Cabinet Size

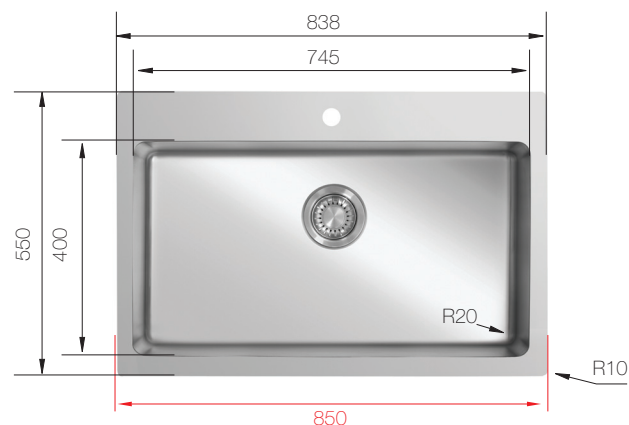
Bowl Size	745 mm x 400 mm
Thickness	1 mm
Sink Depth	215 mm
Finishing	Polished



ME 838.559

PRESS SINKS

Cutout size: Template provided



Inset



Flushmount

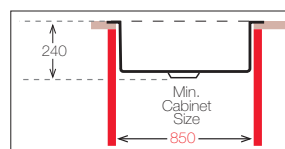


Slim Top



Min.
Cabinet Size

Bowl Size	745 mm x 400 mm
Thickness	1.2 mm
Sink Depth	240 mm
Finishing	Polished



B 21.40

CS 16.39

CS 20.42

DR 34.44S

DR 34.44


S-905



MU 340.50.50

PRESS SINKS

Cutout size: Template provided



Flushmount



Slim Top

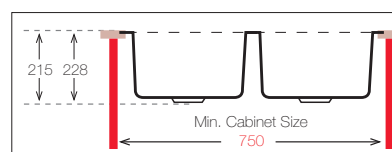


Undermount



Min.
Cabinet Size


Bowl Size	340 mm x 400 mm	340 mm x 400 mm
Thickness	1 mm	1.2 mm
Sink Depth	215 mm	228 mm
Finishing	Polished	Polished



MU 450.50.50

PRESS SINKS

Cutout size: Template provided



Flushmount



Slim Top

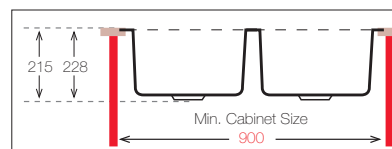


Undermount



Min.
Cabinet Size

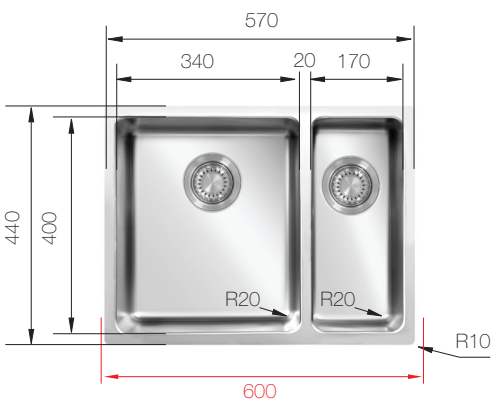
Bowl Size	400 mm x 450 mm	400 mm x 450 mm
Thickness	1 mm	1.2 mm
Sink Depth	215 mm	228 mm
Finishing	Polished	Polished



MU 340.70.30

PRESS SINKS

Cutout size: Template provided



Flushmount



Slim Top

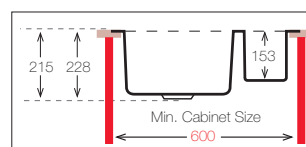


Undermount



Min.
Cabinet Size

Bowl Size	340 mm x 400 mm	170 mm x 400 mm
Thickness	1 mm	1.2 mm
Sink Depth	215 mm	228 mm
Finishing	Polished	Polished



Left Right

B 21.40



B 30.42



CS 16.39



CS 20.42



DR 34.44S



DR 34.44



S-805





MICRO MASTER Series R20



MM
Double strainer
Ø 90 mm



MMQ
Double strainer
Square
90 x 90 mm



MMS
Pressed Waste Kit Hole
Is Integrate
In Stainless Steel Kitchen
Sinks Kind

Different
Choices



MM 460.495



MM 1000.510



MM 780.510



MM 1000.15.510



MM 780.510 60



MM 1000.510.15



MM 860.510 60



MM 1160.510.20



MM 860.510.15



MM

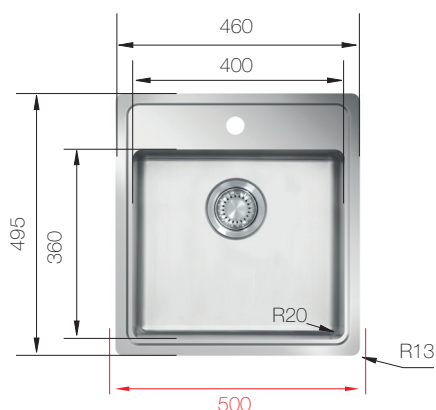
MICRO MASTER Series R20

UK INOX

MM 460.495

PRESS SINKS

Cutout size: Template provided



Flushmount

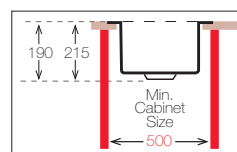


Slim Top



Min.
Cabinet Size

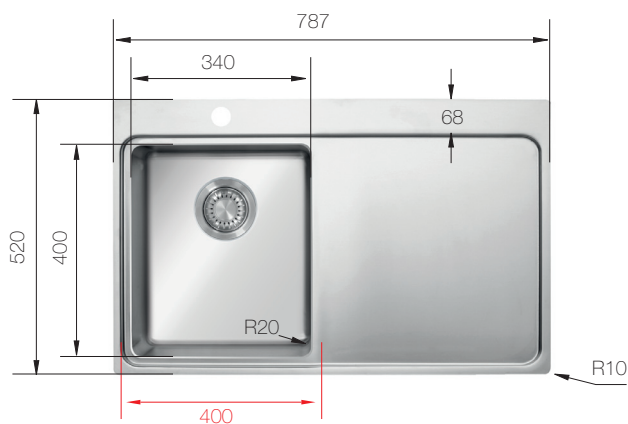
Bowl Size	400 mm x 360 mm
Thickness	0.80 mm 1 mm
Sink Depth	190 mm 215 mm
Finishing	Polished Polished



MM 787.520

PRESS SINKS-WELDED

Cutout size: Template provided



Inset



Flushmount

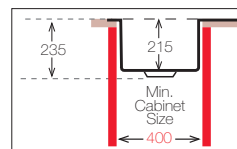


Slim Top



Min.
Cabinet Size

Bowl Size	340 mm x 400 mm
Thickness	1 mm
Sink Depth	235 mm
Finishing	Polished



Left

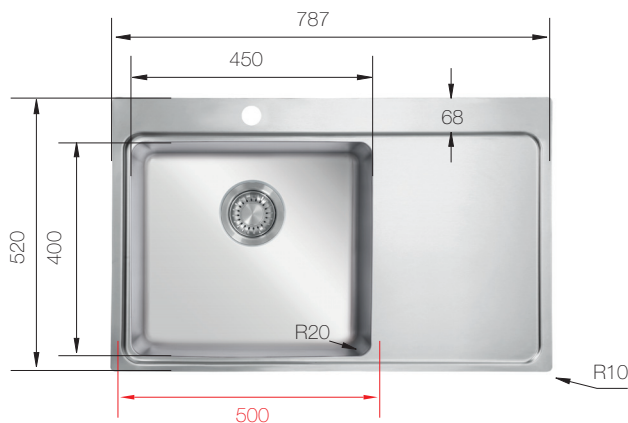


Right

MM 787.520 60

PRESS SINKS-WELDED

Cutout size: Template provided



Inset



Flushmount

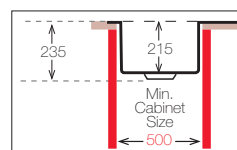


Slim Top



Min.
Cabinet Size

Bowl Size	450 mm x 400 mm
Thickness	1 mm
Sink Depth	235 mm
Finishing	Polished



Left



Right

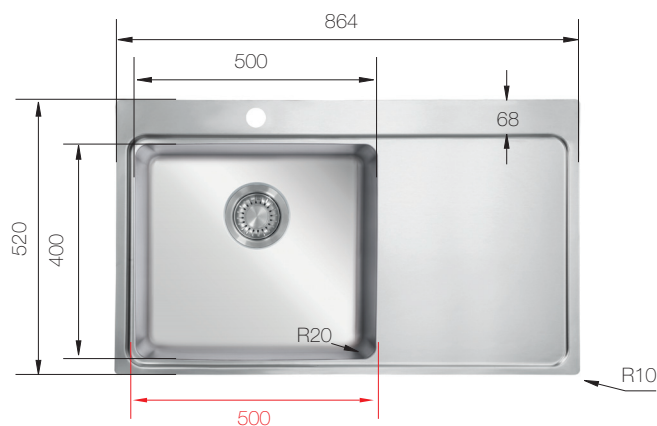
MICRO MASTER Series R20

UK INOX

MM 864.520 60

PRESS SINKS-WELDED

Cutout size: Template provided



Inset



Flushmount

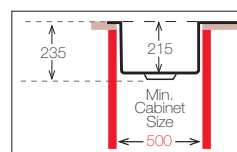


Slim Top



Min.
Cabinet Size

Bowl Size 500 mm x 400 mm
Thickness 1 mm
Sink Depth 235 mm
Finishing Polished



Left



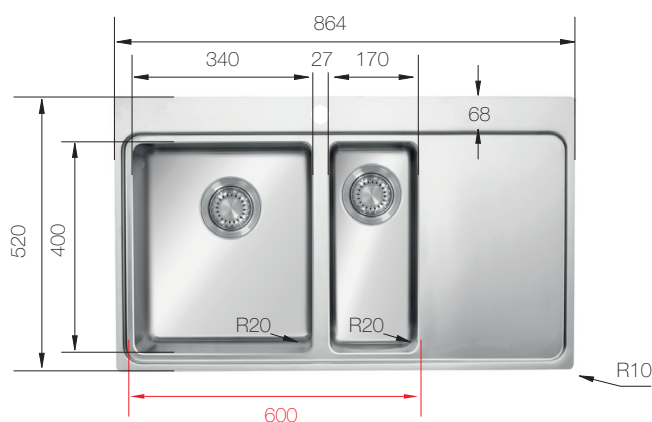
Right

MM

MM 864.520.15

PRESS SINKS-WELDED

Cutout size: Template provided



Inset



Flushmount

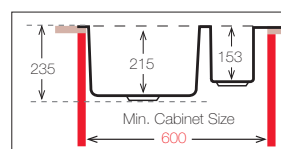


Slim Top



Min.
Cabinet Size

Bowl Size 170 mm x 400 mm
340 mm x 400 mm
Thickness 1 mm
Sink Depth 153 mm / 235 mm
Finishing Polished



Left




Right

MM 1000.510

PRESS SINKS-WELDED

Cutout size: Template provided



Inset



Flushmount

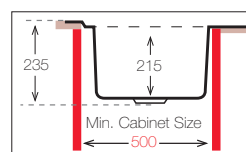


Slim Top



Min.
Cabinet Size

Bowl Size 450 mm x 400 mm
Thickness 1 mm
Sink Depth 235 mm
Finishing Polished



Left



Right

B 21.40



B 30.42



CS 16.39



CS 20.42



DR 34.42S



DR 34.42



S-905



S-805



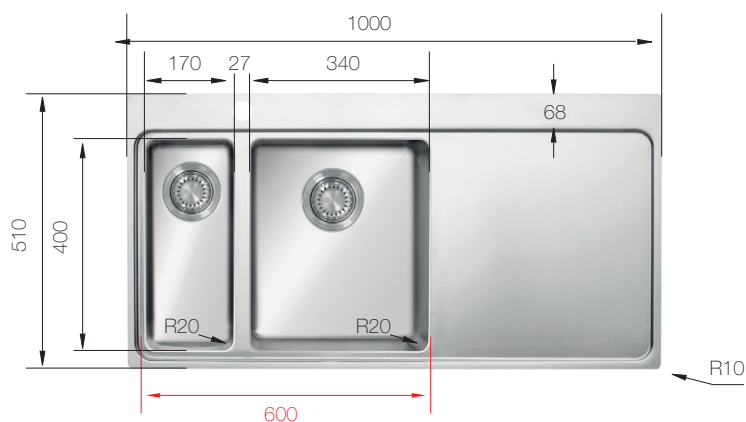
MICRO MASTER Series R20

UKINOX

MM 1000.15.510

PRESS SINKS-WELDED

Cutout size: Template provided



Inset



Flushmount

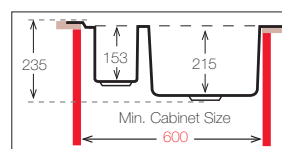


Slim Top



Min. Cabinet Size

Bowl Size	340 mm x 400 mm
Thickness	1 mm
Sink Depth	235 mm / 153 mm
Finishing	Polished



Left

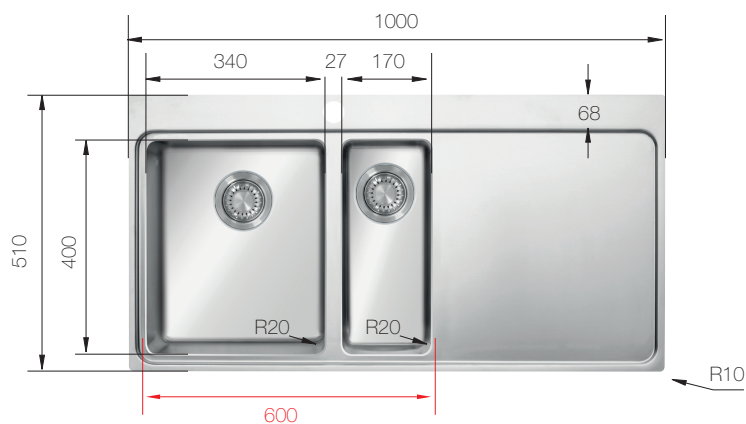


Right

MM 1000.510.15

PRESS SINKS-WELDED

Cutout size: Template provided



Inset



Flushmount

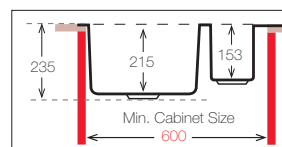


Slim Top



Min. Cabinet Size

Bowl Size	170 mm x 400 mm
Thickness	1 mm
Sink Depth	153 mm / 235 mm
Finishing	Polished



Left

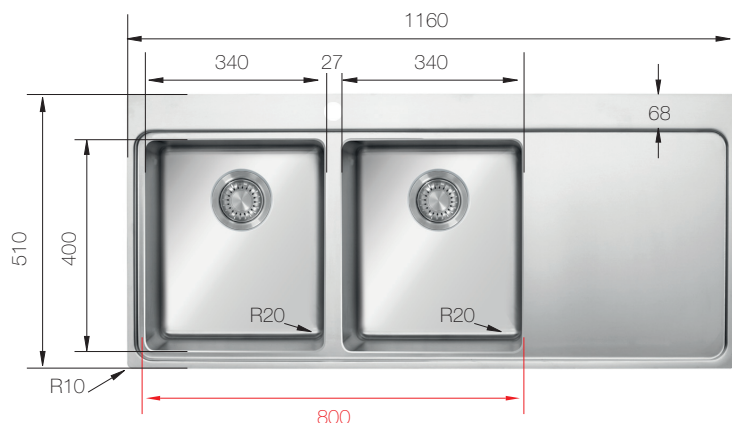


Right

MM 1160.510.20

PRESS SINKS-WELDED

Cutout size: Template provided



Inset



Flushmount

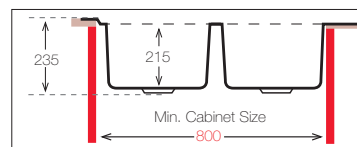


Slim Top



Min. Cabinet Size

Bowl Size	340 mm x 400 mm
Thickness	1 mm
Sink Depth	235 mm
Finishing	Polished



Left



Right

B 21.40



B 30.42



CS 16.39



CS 20.42



DR 34.42S



DR 34.42



S-805





MM

MICRO SELECTION Series R20



MS
Single strainer
Ø 90 mm



MSQ
Single strainer
Square
90 x 90 mm



MSS
Pressed Waste Kit Hole
Is Integrate
In Stainless Steel Kitchen
Sinks Kind

Different
Choices

UK INOX



MS 635.505

MS 860.500

MS 1000.500.15

MS 1160.500.20

MS

MICRO SELECTION Series R20

UKINOX

MS 635.505

PRESS SINKS-WELDED

Cutout size: Template provided



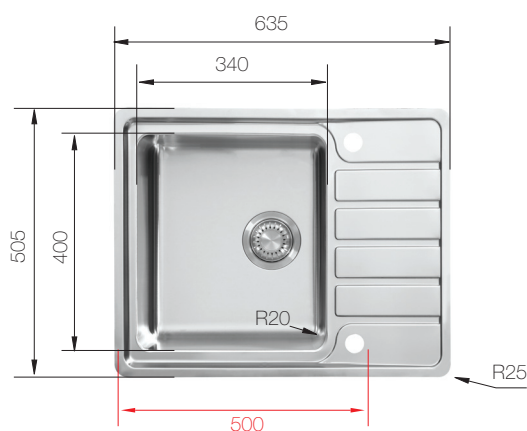
Flushmount



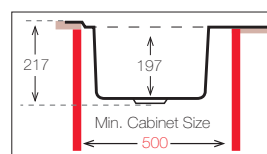
Slim Top



Min.
Cabinet Size



Bowl Size 340 mm x 400 mm
Thickness 0.80 mm
Sink Depth 217 mm
Finishing Polished



Left



Right

MS 860.500

PRESS SINKS-WELDED

Cutout size: Template provided



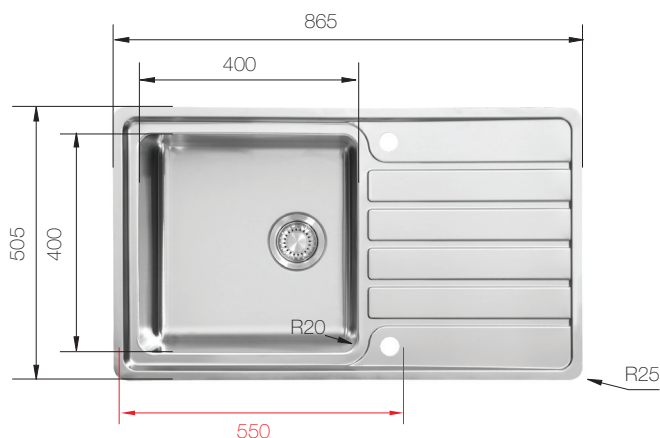
Flushmount



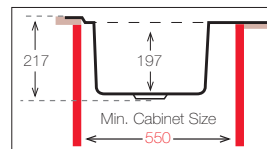
Slim Top



Min.
Cabinet Size



Bowl Size 400 mm x 400 mm
Thickness 0.80 mm
Sink Depth 217 mm
Finishing Polished



Left



Right

MS 1000.500.15

PRESS SINKS-WELDED

Cutout size: Template provided



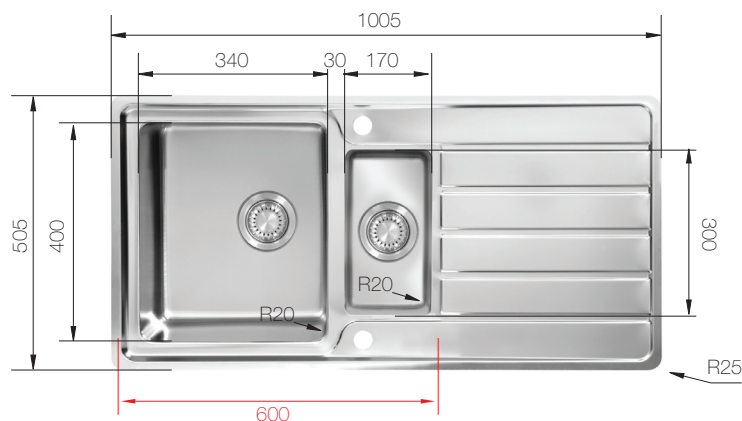
Flushmount



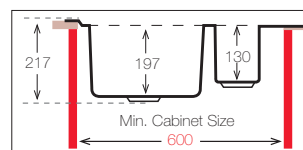
Slim Top



Min.
Cabinet Size



Bowl Size 340 mm x 400 mm
Thickness 160 mm x 300 mm
Sink Depth 0.80 mm
Finishing 217 mm
Polished



Left



Right

B 21.40



B 30.42



CS 16.39



CS 20.42



DR 34.42S



DR 34.42



S-905P



S-805P



MS 1160.500.20
PRESS SINKS-WELDED

Cutout size: Template provided



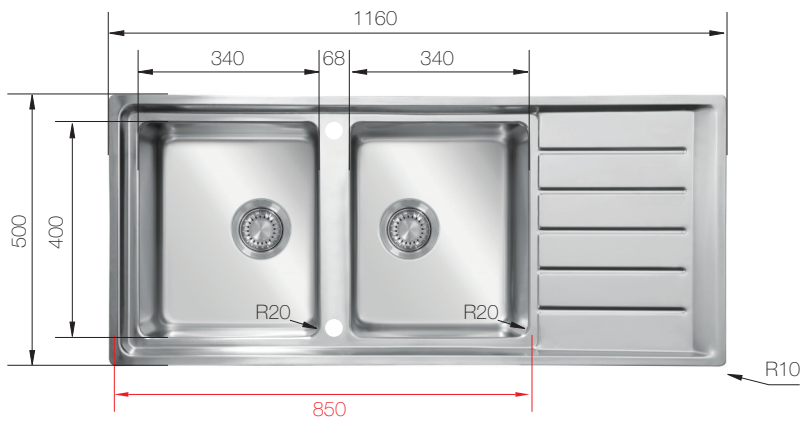
Inset



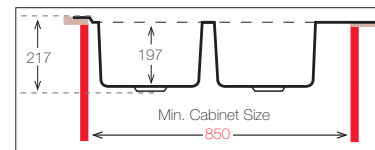
Flushmount



Slim Top


 Min.
Cabinet Size


Bowl Size	340 mm x 400 mm 340 mm x 400 mm
Thickness	0.80 mm
Sink Depth	217 mm
Finishing	Polished



Left



Right

MS


MICRO FLAT Series R20



MF
Single strainer
Ø 90 mm



MFQ
Single strainer
Square
90 x 90 mm



MFS
Pressed Waste Kit Hole
Is Integrate
In Stainless Steel Kitchen
Sinks Kind

Different
Choices



MF

MF 860.500



MF 1000.500.15



MF 1160.500.20



MF2

MF2 860.500



MF2 1000.500.15



MF2 1160.500.20



MF


MICRO FLAT Series R20

UKINOX

MF 860.500

PRESS SINKS-WELDED

Cutout size: Template provided



Inset



Flushmount

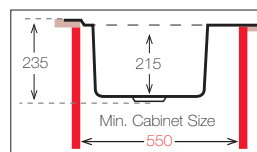


Slim Top



Min. Cabinet Size

Bowl Size 400 mm x 400 mm
Thickness 1 mm
Sink Depth 235 mm
Finishing Polished



Left

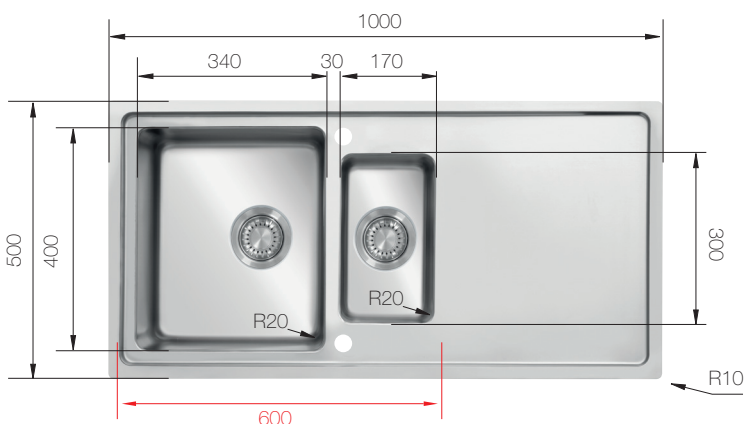


Right

MF 1000.500.15

PRESS SINKS-WELDED

Cutout size: Template provided



Inset



Flushmount

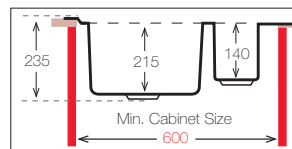


Slim Top



Min. Cabinet Size

Bowl Size 340 mm x 400 mm
170 mm x 300 mm
Thickness 1 mm
Sink Depth 235 mm
Finishing Polished



Left

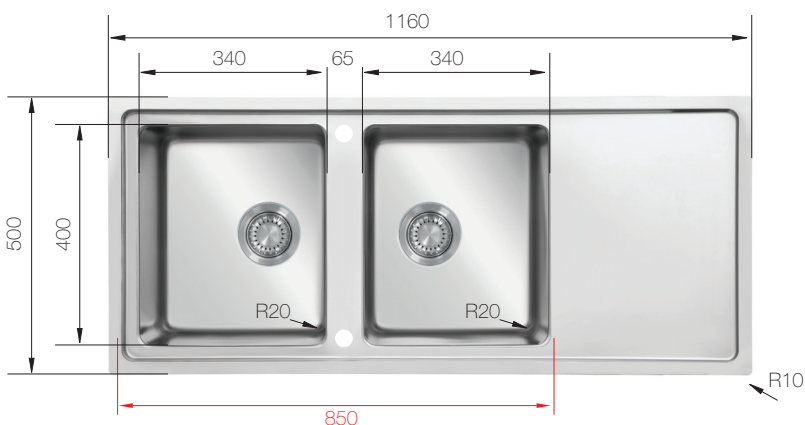


Right

MF 1160.500.20

PRESS SINKS-WELDED

Cutout size: Template provided



Inset



Flushmount

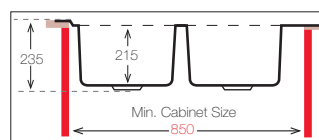


Slim Top



Min. Cabinet Size

Bowl Size 340 mm x 400 mm
340 mm x 400 mm
Thickness 1 mm
Sink Depth 235 mm
Finishing Polished



Left



Right


MICRO FLAT Series R20

UKINOX

MF2 860.500

PRESS SINKS-WELDED

Cutout size: Template provided



Inset



Flushmount

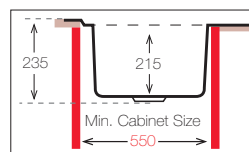


Slim Top



Min. Cabinet Size

Bowl Size 400 mm x 400 mm
Thickness 1 mm
Sink Depth 235 mm
Finishing Polished



Left



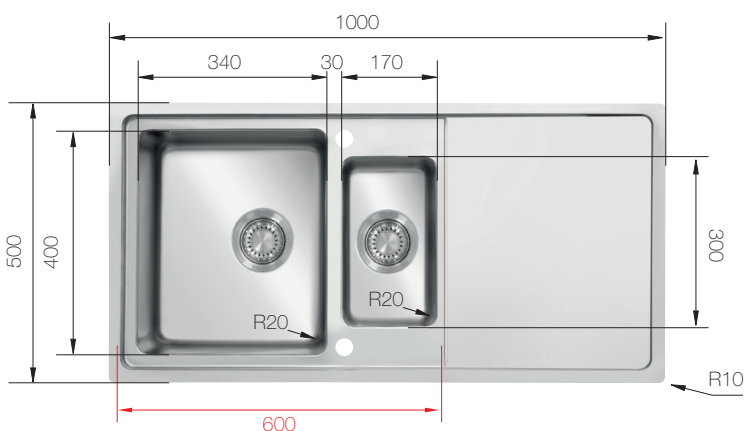
Right

MF

MF2 1000.500.15

PRESS SINKS-WELDED

Cutout size: Template provided



Inset



Flushmount

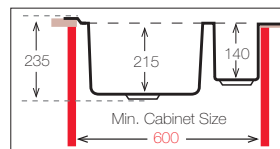


Slim Top



Min. Cabinet Size

Bowl Size 340 mm x 400 mm
170 mm x 300 mm
Thickness 1 mm
Sink Depth 235 mm
Finishing Polished



Left

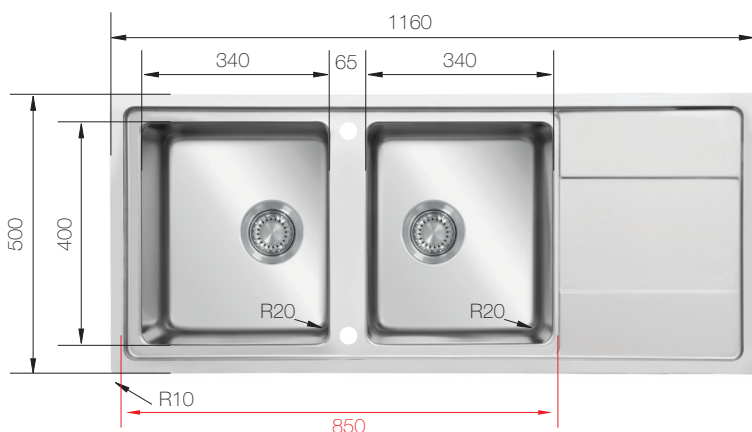


Right

MF2 1160.500.20

PRESS SINKS-WELDED

Cutout size: Template provided



Inset



Flushmount

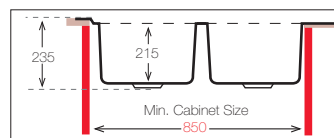


Slim Top



Min. Cabinet Size

Bowl Size 340 mm x 400 mm
340 mm x 400 mm
Thickness 1 mm
Sink Depth 235 mm
Finishing Polished



Left



Right

B 21.40



B 30.42



CS 16.39



DR 34.42S



DR 34.42



F 82601



F 82641



MARLIN Series

R20



MA
Double strainer
Ø 90 mm



MAQ
Double strainer
Square
90 x 90 mm



MAS
Pressed Waste Kit Hole
Is Integrate
In Stainless Steel Kitchen
Sinks Kind

Different
Choices

UK INOX



MA 1000.500.15



MA 1160.500.20



MA

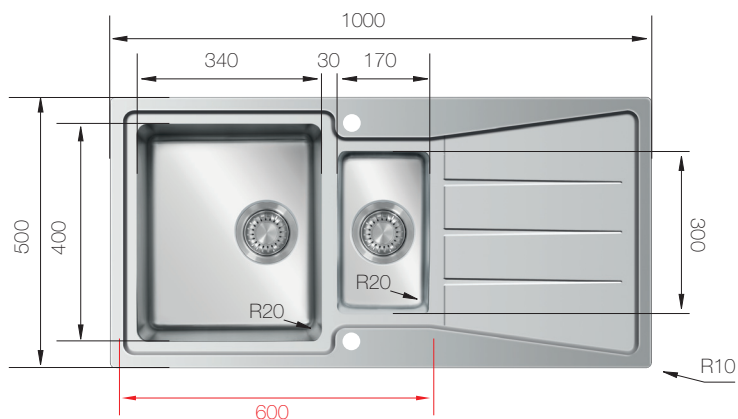
MARLIN Series R20

UK INOX

MA 1000.500.15

PRESS SINKS-WELDED

Cutout size: Template provided



Inset



Flushmount

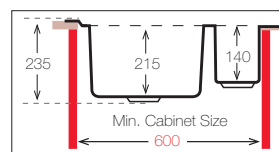


Slim Top



Min. Cabinet Size

Bowl Size	340 mm x 400 mm 170 mm x 300 mm
Thickness	1 mm
Sink Depth	235 mm
Finishing	Polished



Left

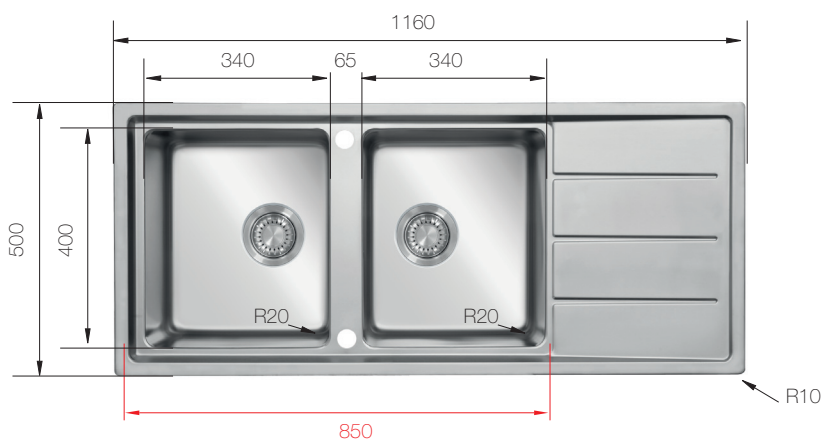


Right

MA 1160.500.20

PRESS SINKS-WELDED

Cutout size: Template provided



Inset



Flushmount

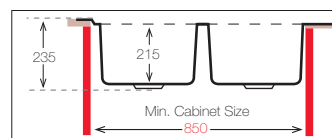


Slim Top



Min. Cabinet Size

Bowl Size	340 mm x 400 mm 340 mm x 400 mm
Thickness	1 mm
Sink Depth	235 mm
Finishing	Polished



Left



Right

B 21.40



B 30.42



CS 16.39



CS 20.42



DR 34.42S



DR 34.42



F 82641





MA

GAYA Series

UKINOX



GAYA
Series

GY 860.500

**NEW**
GAYA
Series

GY

GY 860.500

Cutout size: Template provided



Inset



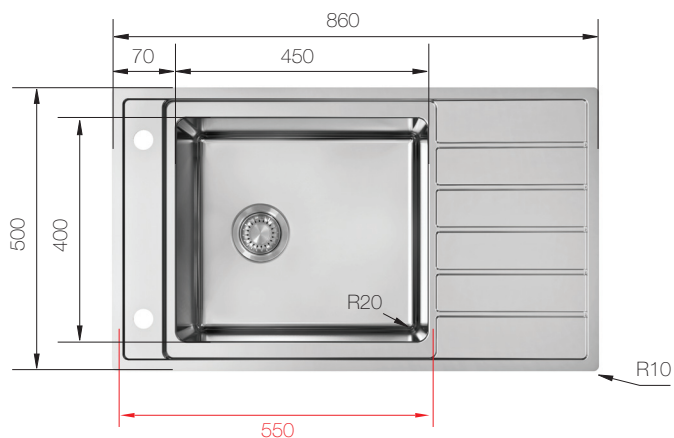
Flushmount



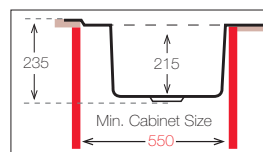
Slim Top



Min.
Cabinet Size



Bowl Size	450 mm x 400 mm
Thickness	1 mm
Sink Depth	235 mm
Finishing	Polished



Left



Right

B 21.40



B 30.42



B 28.54



CS 16.39



CS 20.42



DR 34.44S



DR 34.42



F 82601



NEW

GAYA Series


GY

ASSOS Series

R20



AS
Double strainer
Ø 90 mm



ASQ
Double strainer
Square
90 x 90 mm



ASS
Pressed Waste Kit Hole
Is Integrate
In Stainless Steel Kitchen
Sinks Kind

Different
Choices

UKINOX



AS 780.500 W



AS 1000.500 W



AS 780.500



AS 1000.500



AS 860.500W



AS 1000.500.15



AS 860.500



AS 1160.500.20

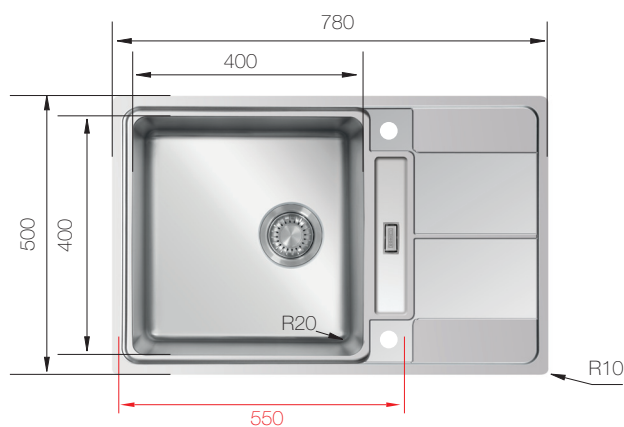


AS

AS 780.500 W *

PRESS SINKS-WELDED

Cutout size: Template provided



Inset



Flushmount

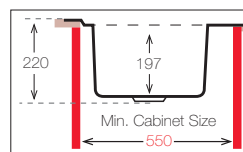


Slim Top



Min.
Cabinet Size

Bowl Size	400 mm x 400 mm
Thickness	0.80 mm
Sink Depth	220 mm
Finishing	Polished



Left

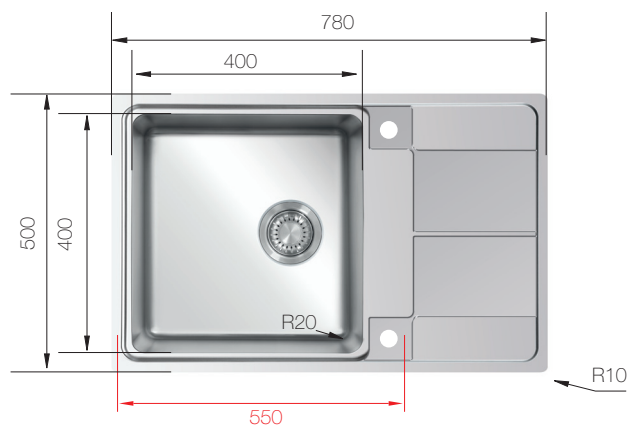


Right

AS 780.500 *

PRESS SINKS-WELDED

Cutout size: Template provided



Inset



Flushmount

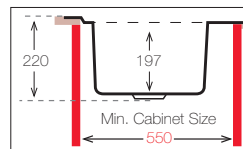


Slim Top



Min.
Cabinet Size

Bowl Size	400 mm x 400 mm
Thickness	0.80 mm
Sink Depth	220 mm
Finishing	Polished



Left

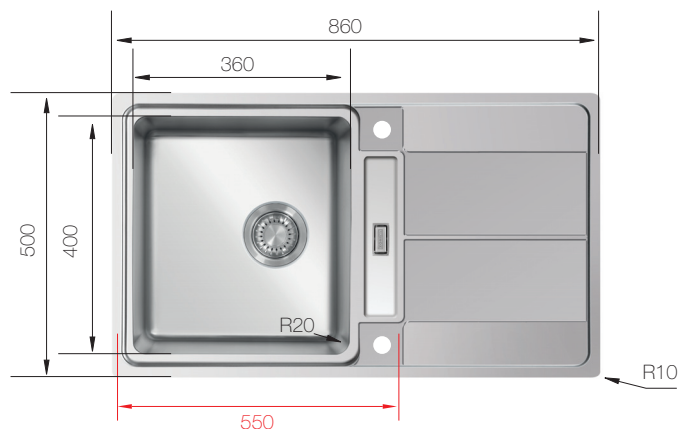


Right

AS 860.500W

PRESS SINKS-WELDED

Cutout size: Template provided



Inset



Flushmount

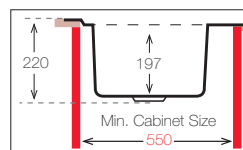


Slim Top



Min.
Cabinet Size

Bowl Size	360 mm x 400 mm
Thickness	0.80 mm
Sink Depth	220 mm
Finishing	Polished



Left



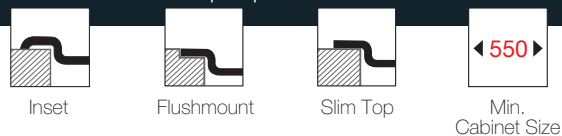
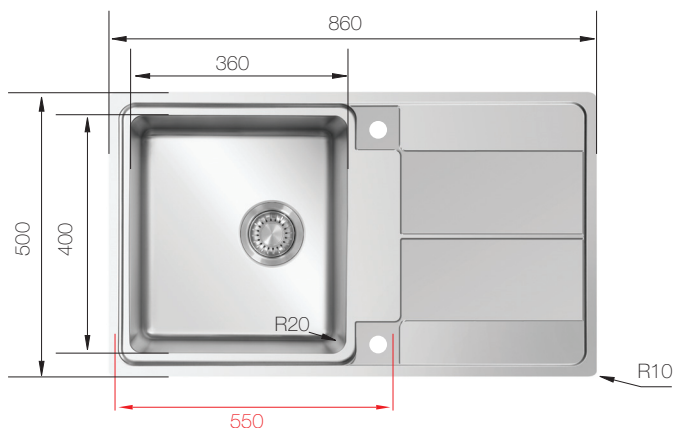
Right

* The mould in plan for next year

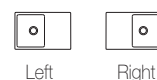
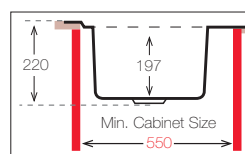
AS 860.500

PRESS SINKS-WELDED

Cutout size: Template provided



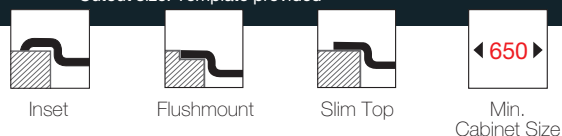
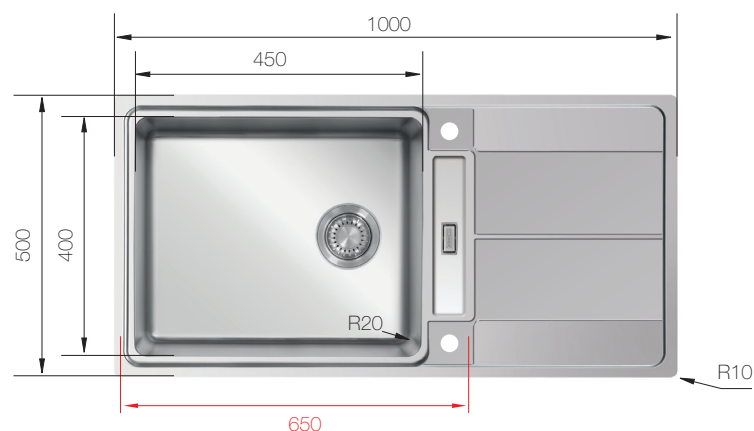
Bowl Size 360 mm x 400 mm
Thickness 0.80 mm
Sink Depth 220 mm
Finishing Polished



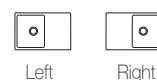
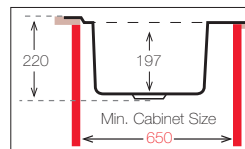
AS 1000.500 W *

PRESS SINKS-WELDED

Cutout size: Template provided



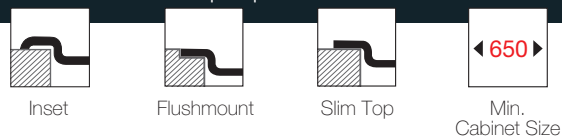
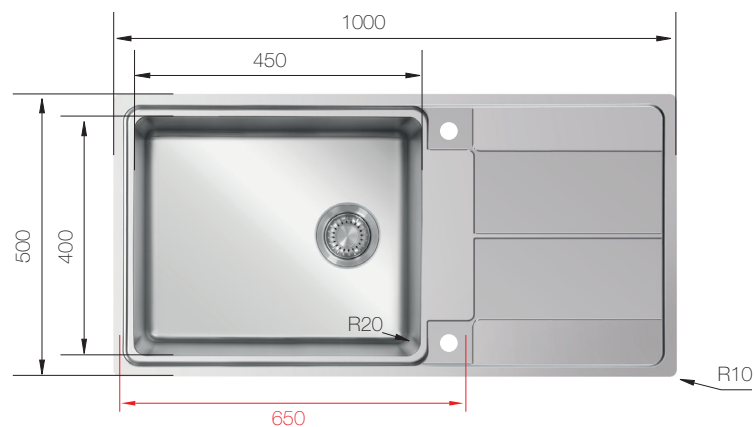
Bowl Size 450 mm x 400 mm
Thickness 0.80 mm
Sink Depth 220 mm
Finishing Polished



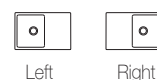
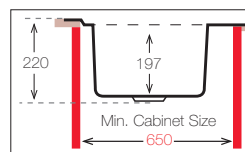
AS 1000.500

PRESS SINKS-WELDED

Cutout size: Template provided



Bowl Size 450 mm x 400 mm
Thickness 0.80 mm
Sink Depth 220 mm
Finishing Polished



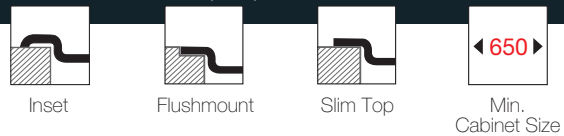
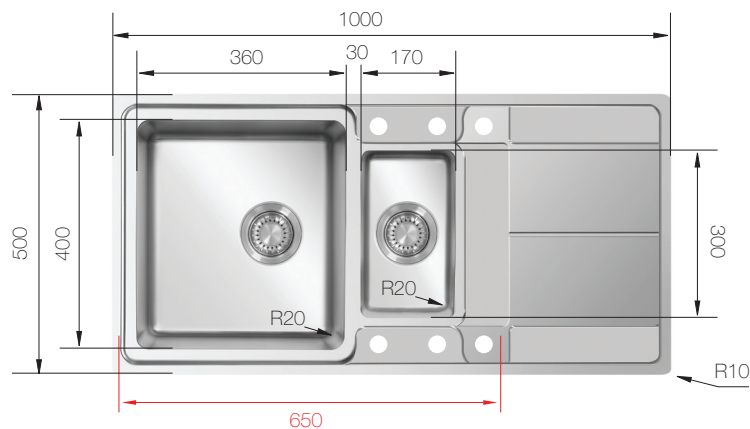
* The mould in plan for next year



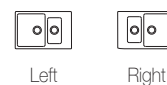
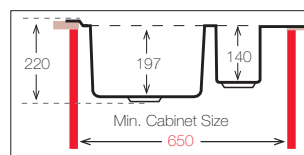
AS 1000.500.15

PRESS SINKS-WELDED

Cutout size: Template provided



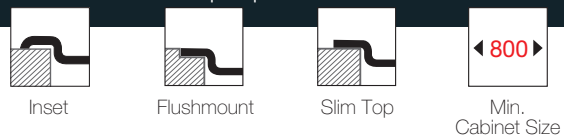
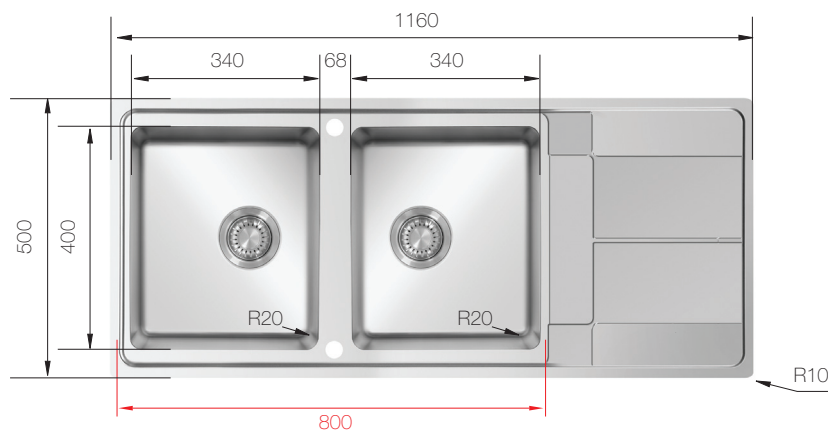
Bowl Size	360 mm x 400 mm 170 mm x 300 mm
Thickness	0.80 mm
Sink Depth	220 mm
Finishing	Polished



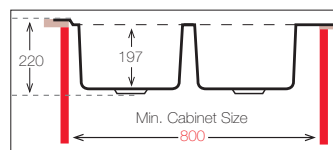
AS 1160.500.20

PRESS SINKS-WELDED

Cutout size: Template provided



Bowl Size	340 mm x 400 mm 340 mm x 400 mm
Thickness	0.80 mm
Sink Depth	220 mm
Finishing	Polished



B 21.40



B 30.42



CS 16.39



CS 20.42



DR 34.44S



DR 34.42



F 82641






AS

BLOOM Series

R20



BL
Single strainer
Ø 90 mm



BLQ
Single strainer
Square
90 x 90 mm



BLS
Pressed Waste Kit Hole
Is Integrate
In Stainless Steel Kitchen
Sinks Kind

Different
Choices



BL 780.500

BL 860.500

BL 1000.500

BL

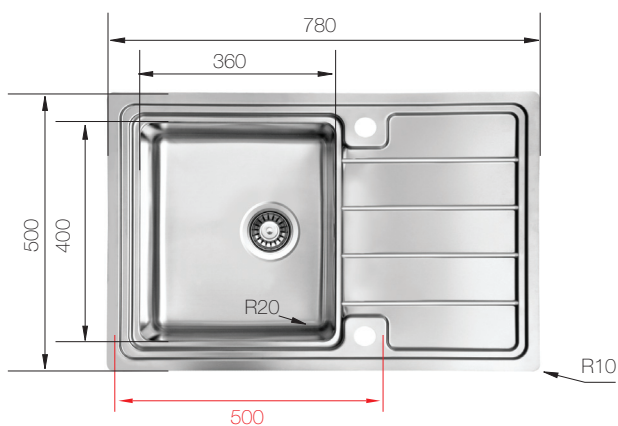
BL 1000.500.15

BL 1160.500.20

BL 780.500 *

PRESS SINKS-WELDED

Cutout size: Template provided



Inset



Flushmount

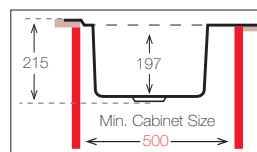


Slim Top



Min.
Cabinet Size

Bowl Size	340 mm x 400 mm
Thickness	0.80 mm
Sink Depth	215 mm
Finishing	Polished



Left

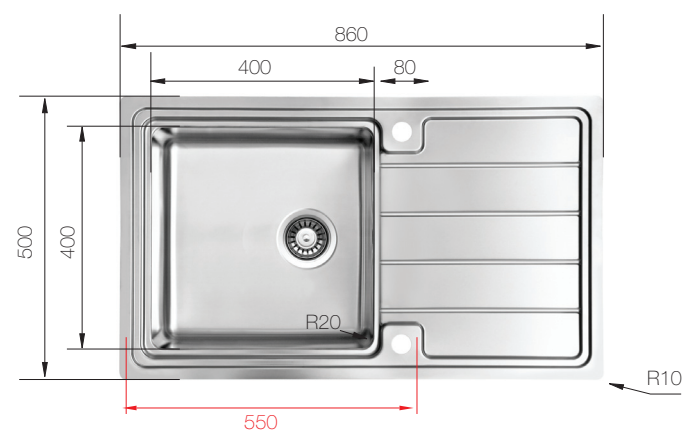


Right

BL 860.500

PRESS SINKS-WELDED

Cutout size: Template provided



Inset



Flushmount

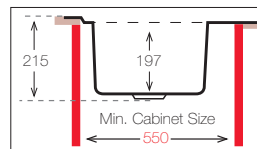


Slim Top



Min.
Cabinet Size

Bowl Size	400 mm x 400 mm
Thickness	0.80 mm
Sink Depth	215 mm
Finishing	Polished



Left

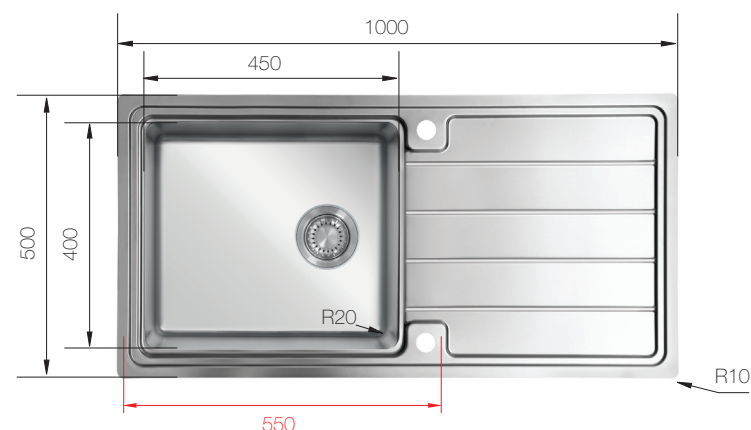


Right

BL 1000.500

PRESS SINKS-WELDED

Cutout size: Template provided



Inset



Flushmount

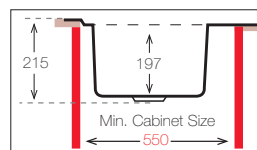


Slim Top



Min.
Cabinet Size

Bowl Size	450 mm x 400 mm
Thickness	0.80 mm
Sink Depth	215 mm
Finishing	Polished



Left



Right

* The mould in plan for next year

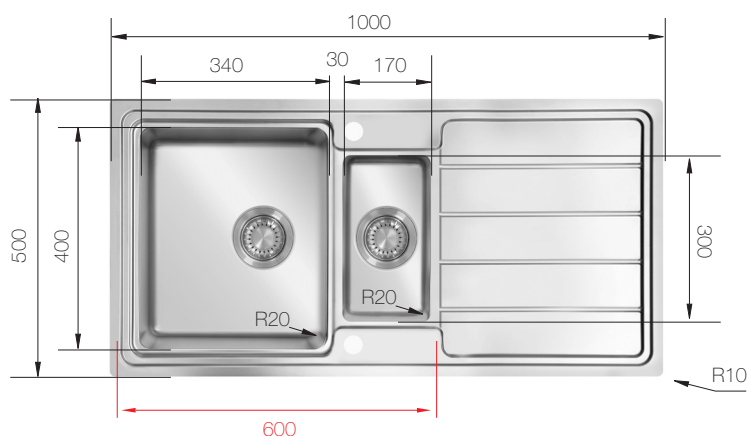
BLOOM Series

UK INOX

BL 1000.500.15 *

PRESS SINKS-WELDED

Cutout size: Template provided



Inset



Flushmount

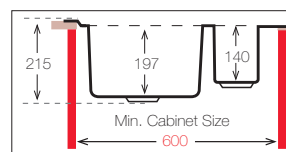


Slim Top



Min. Cabinet Size

Bowl Size	340 mm x 400 mm 170 mm x 300 mm
Thickness	0.80 mm
Sink Depth	215 mm
Finishing	Polished



Left

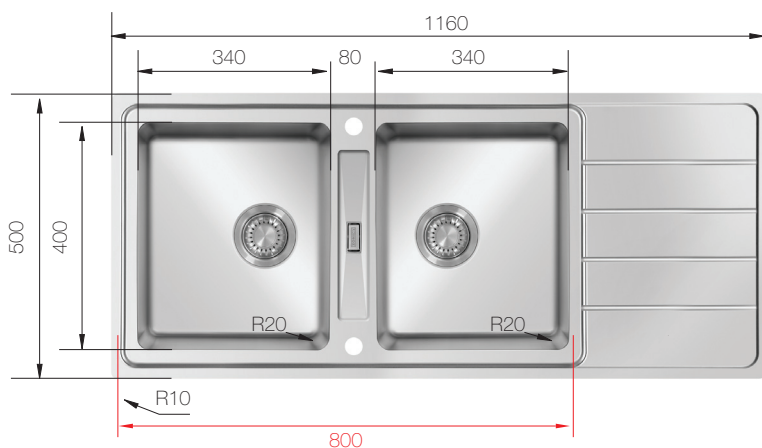


Right

BL 1160.500.20 *

PRESS SINKS-WELDED

Cutout size: Template provided



Inset



Flushmount

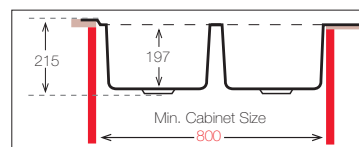


Slim Top



Min. Cabinet Size

Bowl Size	340 mm x 400 mm 340 mm x 400 mm
Thickness	0.80 mm
Sink Depth	215 mm
Finishing	Polished



Left



Right

* The mould in plan for next year

B 21.40



B 30.42



CS 20.42



DR 34.42S



DR 34.42



F 82601



F 82641



LINES Series



LN 630.500

LN 790.500.15

LN 860.500

LN 965.500

LN 1000.500

LN 1000.500.15

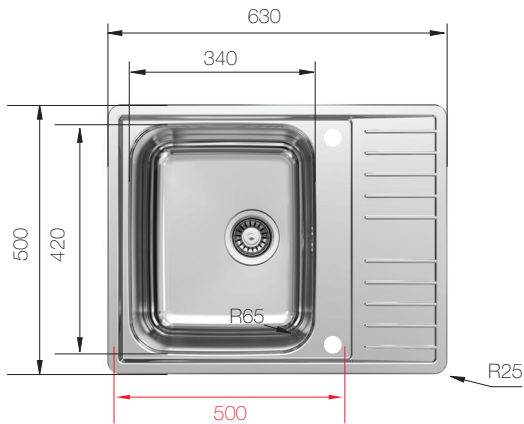
LN 1160.500.20

LN

LN 630.500

MONOBLOCK

Cutout size: Template provided



Inset



Flushmount

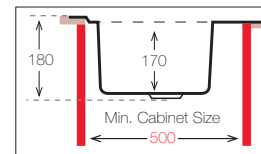


Slim Top



Min.
Cabinet Size

Bowl Size	340 mm x 420 mm
Thickness	0.70 mm
Sink Depth	180 mm
Finishing	Polished



Left

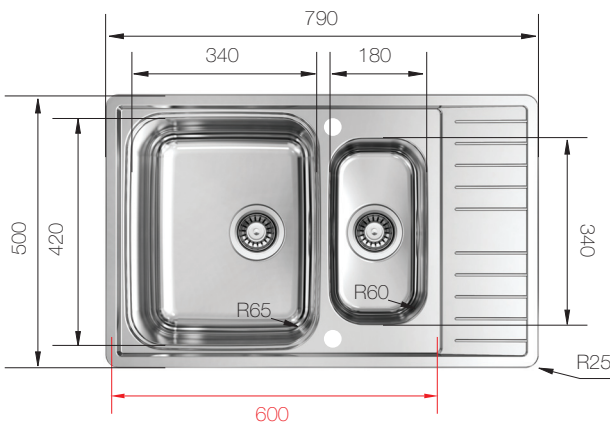


Right

LN 790.500.15

MONOBLOCK-WELDED

Cutout size: Template provided



Inset



Flushmount

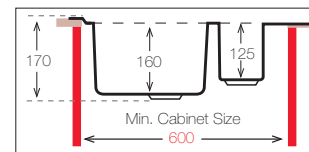


Slim Top



Min.
Cabinet Size

Bowl Size	340 mm x 420 mm
Thickness	0.70 mm
Sink Depth	170 mm
Finishing	Polished



Left

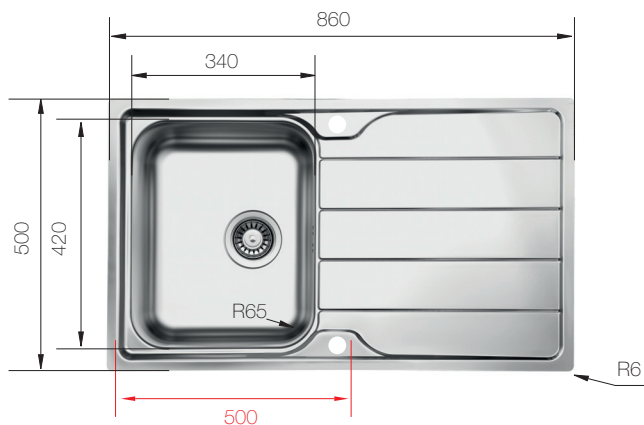


Right

LN 860.500

MONOBLOCK

Cutout size: Template provided



Inset



Flushmount

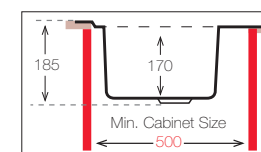


Slim Top



Min.
Cabinet Size

Bowl Size	340 mm x 420 mm
Thickness	0.70 mm
Sink Depth	185 mm
Finishing	Polished



Left

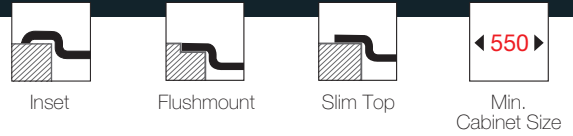
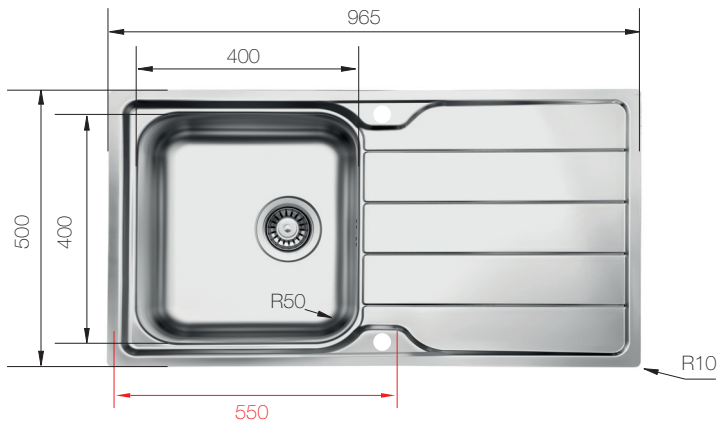


Right

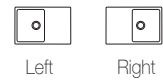
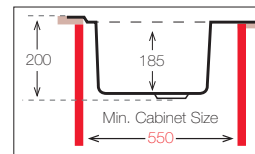
LN 965.500

PRESS SINKS-WELDED

Cutout size: Template provided



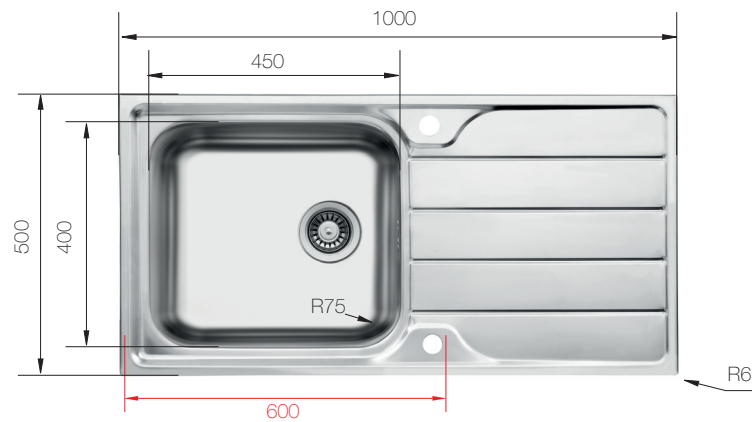
Bowl Size 400 mm x 400 mm
Thickness 0.70 mm
Sink Depth 200 mm
Finishing Polished



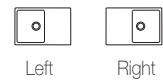
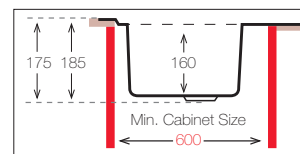
LN 1000.500

MONOBLOCK

Cutout size: Template provided



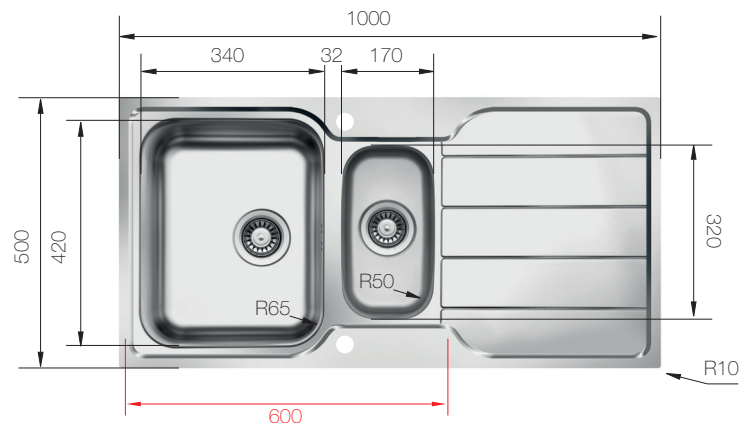
Bowl Size 450 mm x 400 mm
Thickness 0.60 mm | 0.70 mm
Sink Depth 175 mm | 185 mm
Finishing Satin | Polished



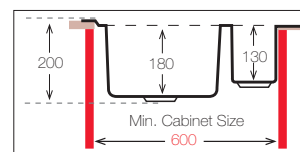
LN 1000.500.15

MONOBLOCK-WELDED

Cutout size: Template provided



Bowl Size 340 mm x 420 mm
Thickness 170 mm x 320 mm
Sink Depth 0.70 mm
Finishing Polished



B 34.42

CS 17.32

SB 32.40

S-905

S-805



LN 1160.500.20

PRESS SINKS-WELDED

Cutout size: Template provided



Inset



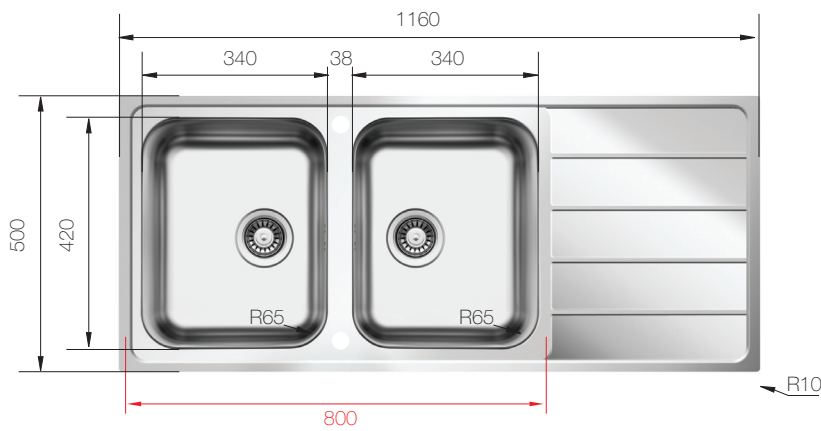
Flushmount



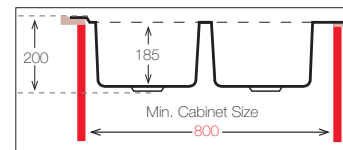
Slim Top



Min.
Cabinet Size



Bowl Size	340 mm x 420 mm
Thickness	0.70 mm
Sink Depth	200 mm
Finishing	Polished



Left



Right

B 34.42



CS 17.32



SB 32.40



S-805





LN

SELECTION Series



SLS 860.500



SLS 965.500



SLS 965.500.15



SLS 1000.500



SLS 1000.500.15



SLS 860.500.20



SLS 1160.500.20



SLS

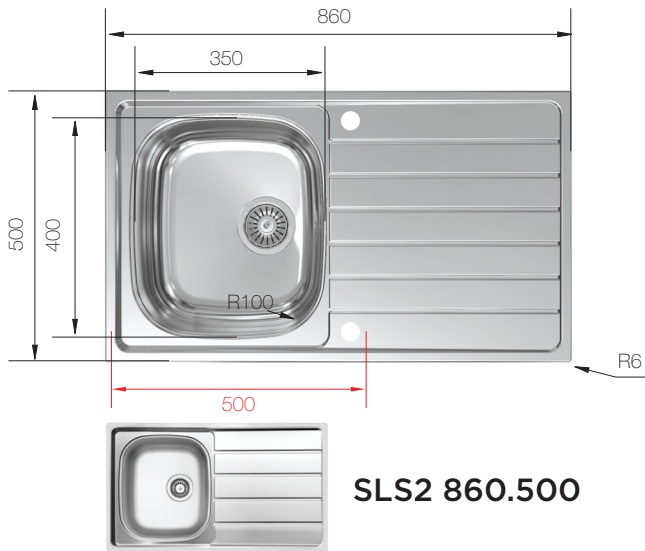
SELECTION Series

UKINOX

SLS 860.500

MONOBLOCK

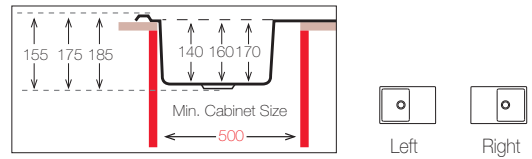
Cutout size: Template provided



SLS2 860.500



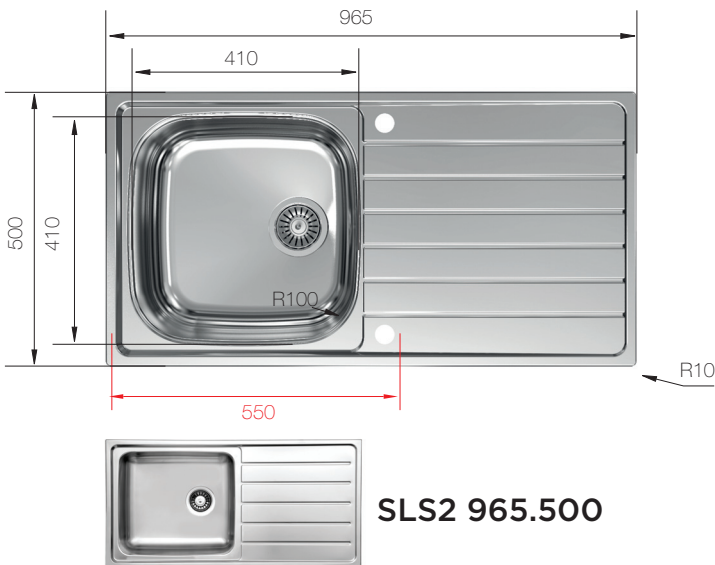
Bowl Size	350 mm x 400 mm		
Thickness	0.50 mm	0.60 mm	0.70 mm
Sink Depth	155 mm	175 mm	185 mm
Finishing	Satin	Polished / Linen	Polished



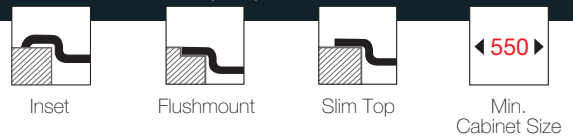
SLS 965.500

MONOBLOCK

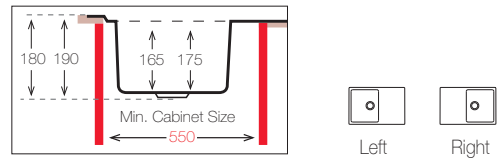
Cutout size: Template provided



SLS2 965.500



Bowl Size	410 mm x 410 mm		
Thickness	0.60 mm	0.70 mm	
Sink Depth	180 mm	190 mm	
Finishing	Satin / Linen	Polished	



SLS 965.500.15

MONOBLOCK

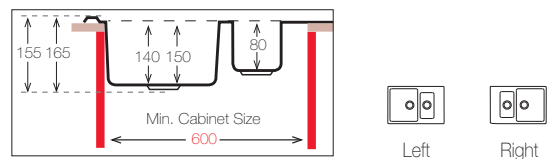
Cutout size: Template provided



SLS2 965.500.15



Bowl Size	350 mm x 400 mm		
	170 mm x 320 mm		
Thickness	0.60 mm	0.70 mm	
Sink Depth	155 mm	165 mm	
Finishing	Satin / Linen	Polished	



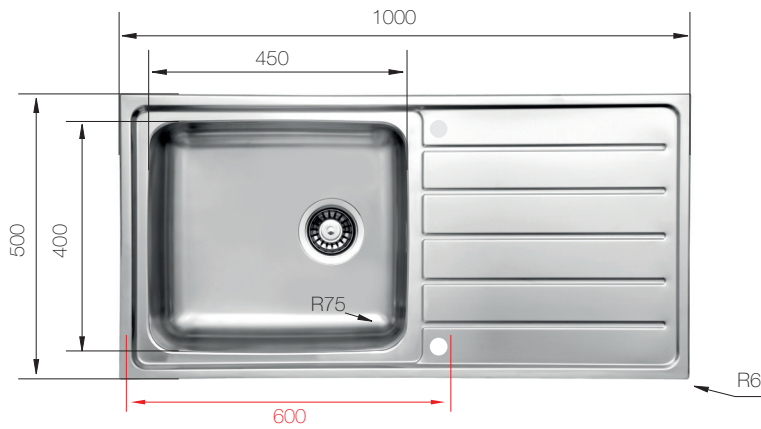
SELECTION Series

UKINOX

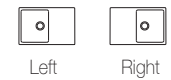
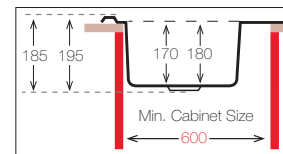
SLS 1000.500

MONOBLOCK

Cutout size: Template provided



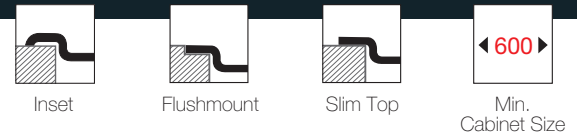

Bowl Size	450 mm x 400 mm
Thickness	0.60 mm 0.70 mm
Sink Depth	185 mm 195 mm
Finishing	Satin / Linen Polished



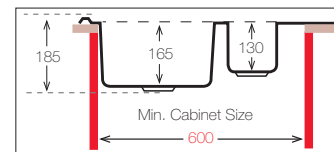
SLS 1000.500.15

MONOBLOCK-WELDED

Cutout size: Template provided



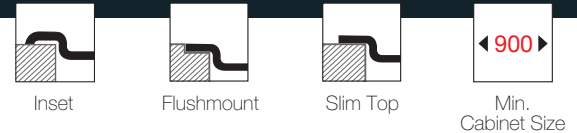
Bowl Size	340 mm x 420 mm 180 mm x 340 mm
Thickness	0.70 mm
Sink Depth	185 mm
Finishing	Polished / Linen



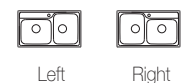
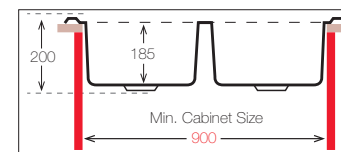
SLS 860.500.20

PRESS SINKS-WELDED

Cutout size: Template provided



Bowl Size	420 mm x 340 mm 340 mm x 420 mm
Thickness	0.70 mm
Sink Depth	200 mm
Finishing	Polished



B 34.42

B 35.40

CS 17.32

SB 32.40

S-905

S-805



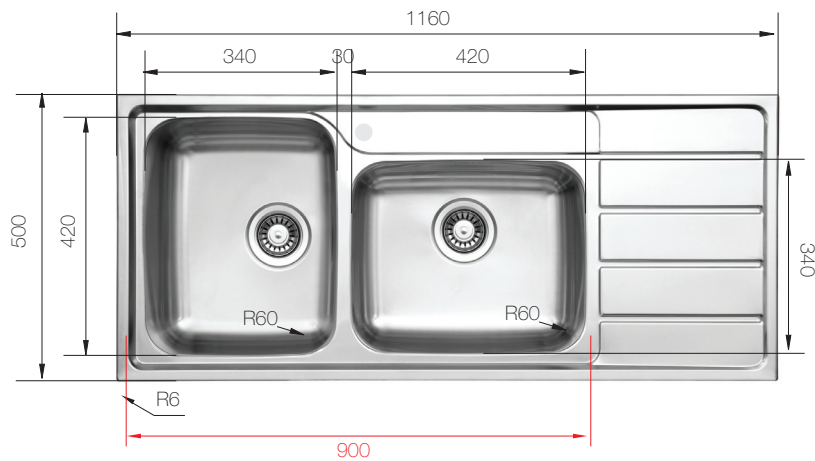
SELECTION Series

UKINOX

SLS 1160.500.20

PRESS SINKS-WELDED

Cutout size: Template provided



Inset



Flushmount

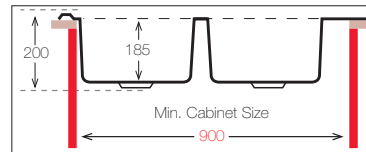


Slim Top



Min.
Cabinet Size

Bowl Size | 340 mm x 420 mm
420 mm x 340 mm
Thickness | 0.70 mm
Sink Depth | 200 mm
Finishing | Polished



Left



Right

B 34.42



SB 32.40



S-805





SLS

HYPNOS Series



HY 652.503




HY 860.500



HY 965.500



HY 860.500.15




HY 1000.500.15



HY 1160.500.20



HY 1160.500.18

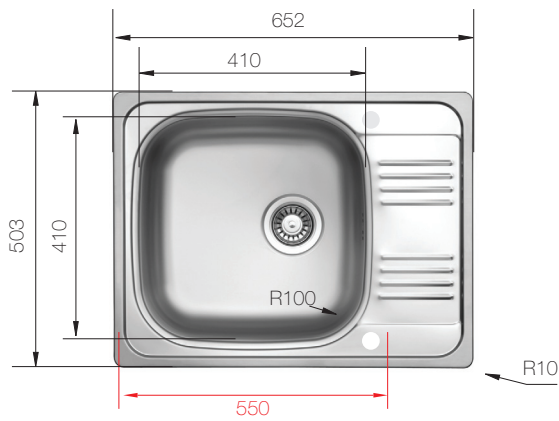


HY

HY 652.503

MONOBLOCK

Cutout size: Template provided

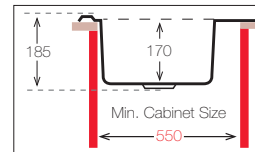


Inset



Min.
Cabinet Size

Bowl Size	410 mm x 410 mm
Thickness	0.70 mm
Sink Depth	185 mm
Finishing	Polished / Linen



Left

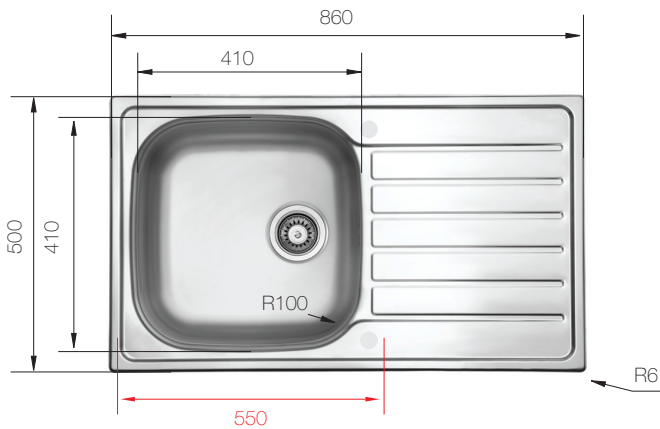


Right

HY 860.500

MONOBLOCK

Cutout size: Template provided



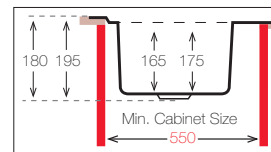
Inset



Min.
Cabinet Size

Bowl Size	410 mm x 410 mm
Thickness	0.60 mm
Sink Depth	180 mm
Finishing	Satin / Linen

0.70 mm
195 mm
Polished



Left

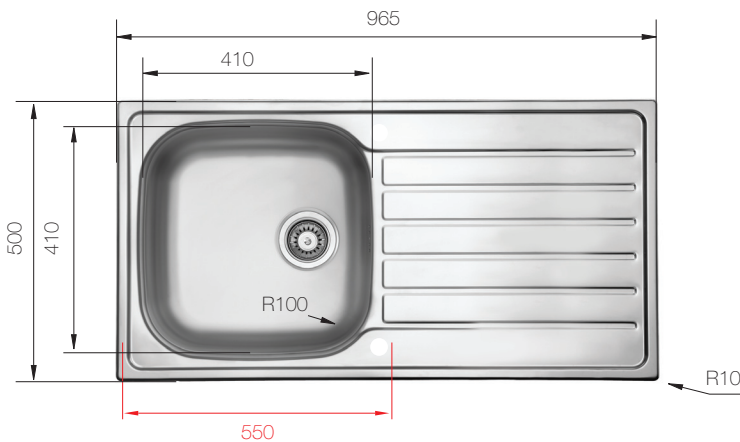


Right

HY 965.500

MONOBLOCK

Cutout size: Template provided



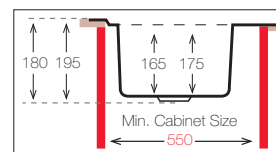
Inset



Min.
Cabinet Size

Bowl Size	410 mm x 410 mm
Thickness	0.60 mm
Sink Depth	180 mm
Finishing	Satin / Linen

0.70 mm
195 mm
Polished



Left



Right

HY 860.500.15

MONOBLOCK-WELDED

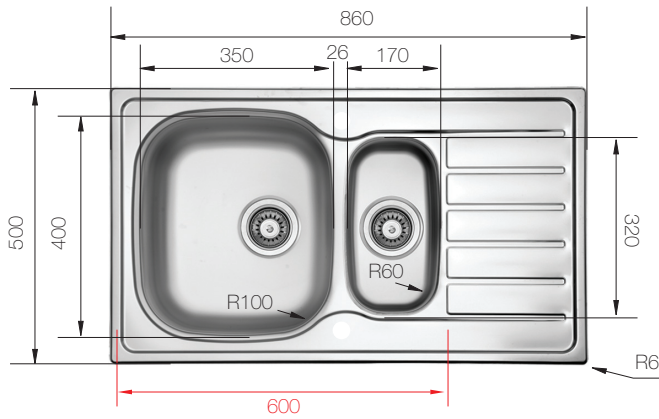
Cutout size: Template provided



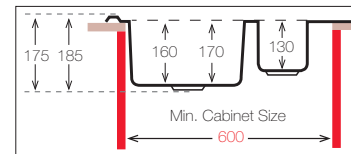
Inset

600

Min.
Cabinet Size



Bowl Size	350 mm x 400 mm	170 mm x 320 mm
Thickness	0.60 mm	0.70 mm
Sink Depth	175 mm	185 mm
Finishing	Satin / Linen	Polished / Linen



Left



Right

HY 1000.500.15

MONOBLOCK-WELDED

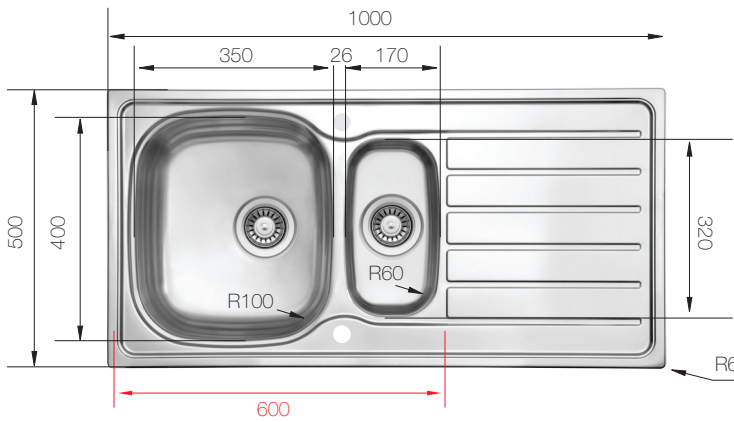
Cutout size: Template provided



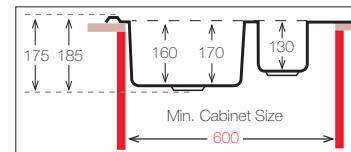
Inset

600

Min.
Cabinet Size



Bowl Size	350 mm x 400 mm	170 mm x 320 mm
Thickness	0.60 mm	0.70 mm
Sink Depth	175 mm	185 mm
Finishing	Satin / Linen	Polished / Linen



Left



Right

HY 1160.500.20

MONOBLOCK

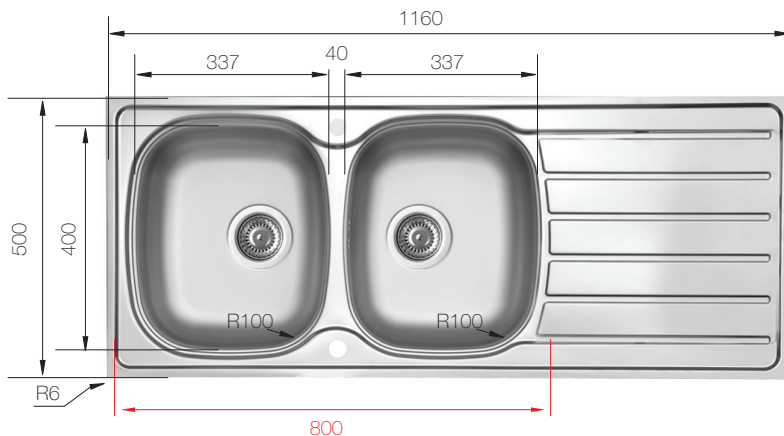
Cutout size: Template provided



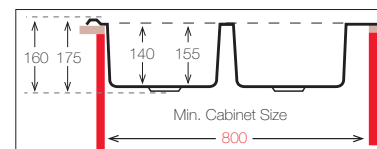
Inset

800

Min.
Cabinet Size



Bowl Size	337 mm x 400 mm	337 mm x 400 mm
Thickness	0.60 mm	0.70 mm
Sink Depth	160 mm	175 mm
Finishing	Satin / Linen	Polished



Left



Right

B 34.42



B 35.40



CS 17.32



SB 32.40



S-905



S-805



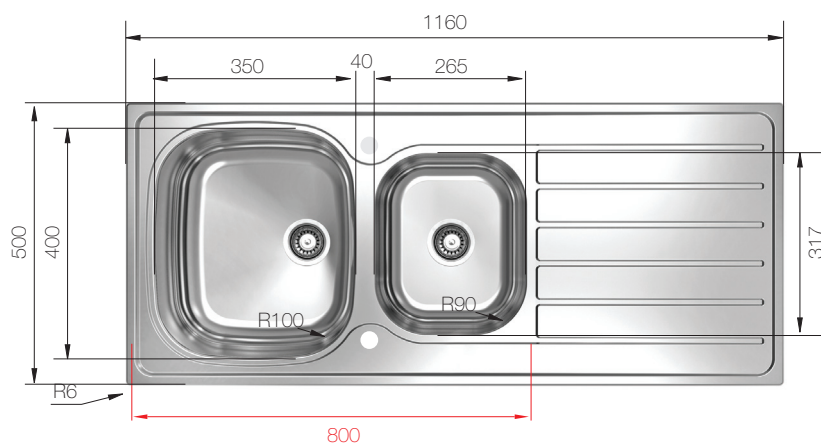
HY 1160.500.18

MONOBLOCK-WELDED

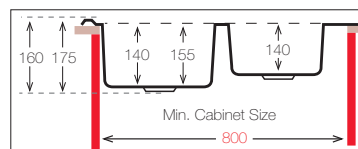
Cutout size: Template provided



Inset


 Min.
Cabinet Size


Bowl Size	350 mm x 400 mm
	265 mm x 317 mm
Thickness	0.60 mm 0.70 mm
Sink Depth	160 mm 175 mm
Finishing	Satin / Linen Polished



Left



Right

B 35.40



CS 17.32



SB 32.40



S-805





HY

ROSE'S Series



RS 780.500

RS 860.500


RS 1000.500.15

RS

RS 780.500 *

MONOBLOCK-WELDED

Cutout size: Template provided

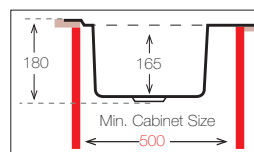


Inset



Min.
Cabinet Size

Bowl Size	350 mm x 400 mm
Thickness	0.60 mm
Sink Depth	180 mm
Finishing	Satin / Linen



Left

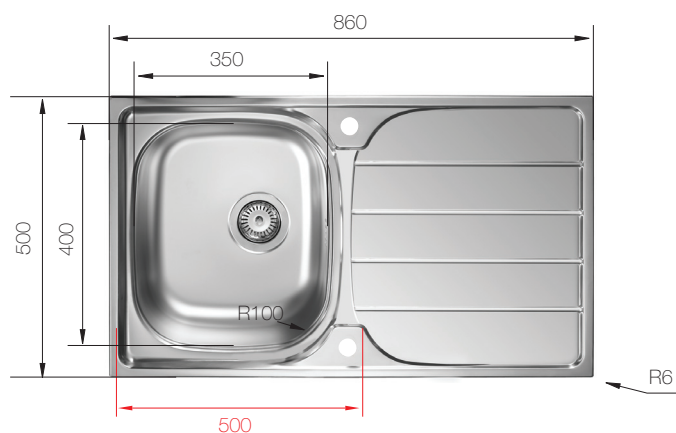


Right

RS 860.500

MONOBLOCK

Cutout size: Template provided

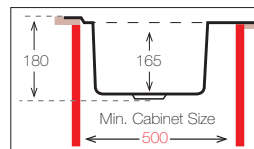


Inset



Min.
Cabinet Size

Bowl Size	350 mm x 400 mm
Thickness	0.60 mm
Sink Depth	180 mm
Finishing	Satin / Linen



Left

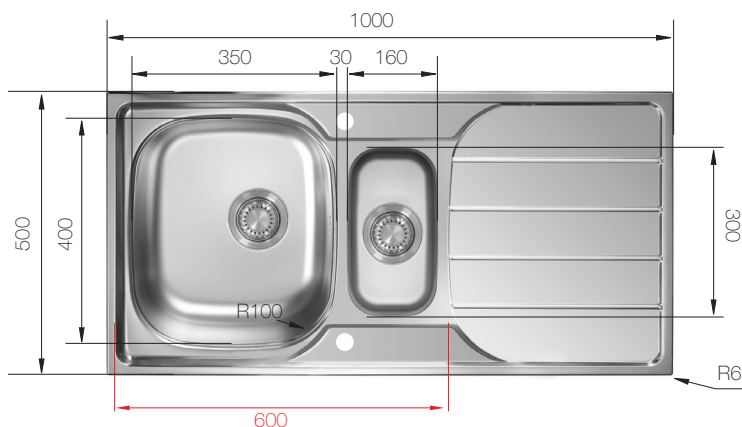


Right

RS 1000.500.15 *

MONOBLOCK-WELDED

Cutout size: Template provided

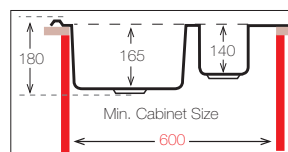


Inset



Min.
Cabinet Size

Bowl Size	350 mm x 400 mm
	160 mm x 300 mm
Thickness	0.60 mm
Sink Depth	180 mm
Finishing	Satin / Linen



Left



Right

* The mould in plan for next year

B 35.40



CS 16.30



SB 32.40



S-905



S-805





RS

WAVE Series



WV 860.500

WV 915.500

WV 1000.500.15

WV 1160.500.20

WV 1200.600.20

wv

WV 860.500

MONOBLOCK

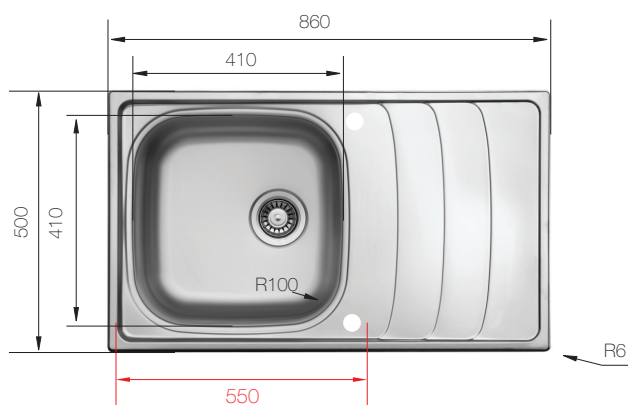
Cutout size: Template provided



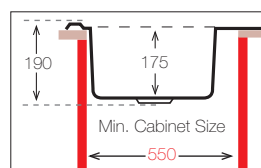
Inset



Min.
Cabinet Size



Bowl Size 410 mm x 410 mm
Thickness 0.70 mm
Sink Depth 190 mm
Finishing Polished



Left



Right

WV 915.500

MONOBLOCK

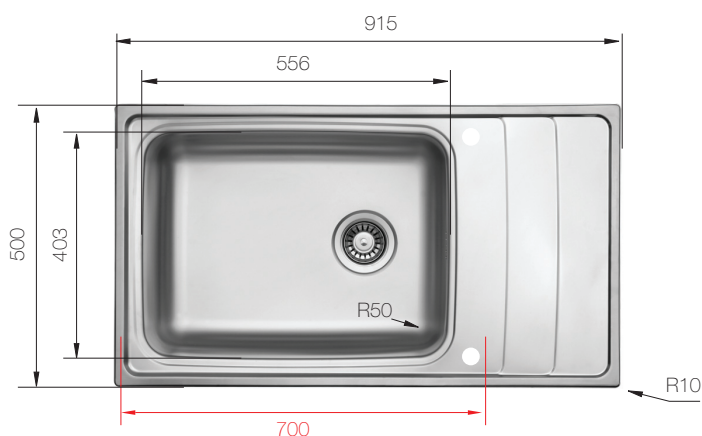
Cutout size: Template provided



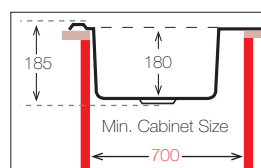
Inset



Min.
Cabinet Size



Bowl Size 556 mm x 403 mm
Thickness 0.70 mm
Sink Depth 185 mm
Finishing Polished / Linen



Left



Right

WV 1000.500.15

MONOBLOCK-WELDED

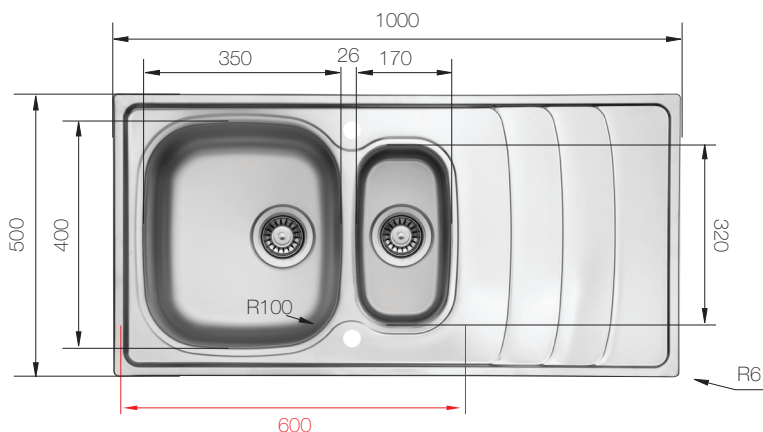
Cutout size: Template provided



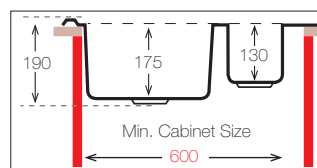
Inset



Min.
Cabinet Size



Bowl Size 350 mm x 400 mm
170 mm x 320 mm
Thickness 0.70 mm
Sink Depth 190 mm
Finishing Polished



Left



Right

WAVE Series

UK INOX

WV 1160.500.20

MONOBLOCK

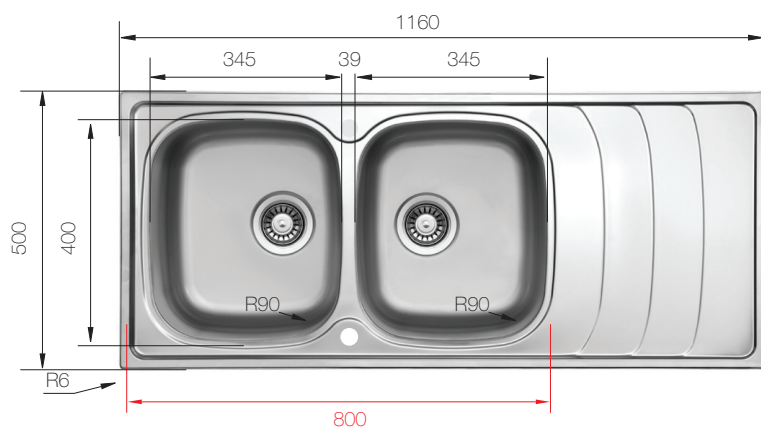
Cutout size: Template provided



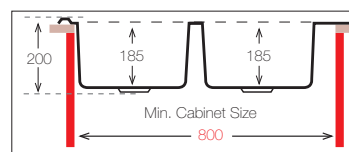
Inset



Min.
Cabinet Size



Bowl Size	345 mm x 400 mm
Thickness	345 mm x 400 mm
Sink Depth	0.70 mm
Finishing	200 mm
	Polished / Linen



Left



Right

WV 1200.600.20

WELDED

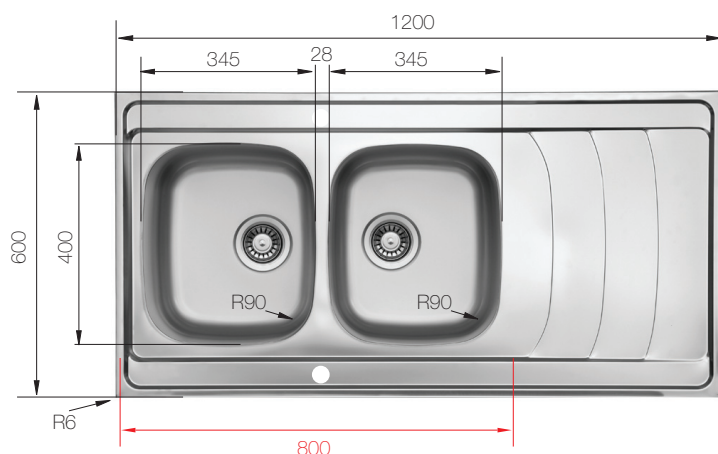
Cutout size: Template provided



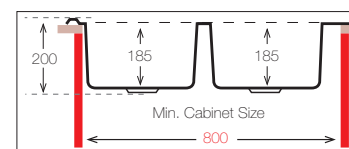
Out Set



Min.
Cabinet Size



Bowl Size	345 mm x 400 mm
Thickness	345 mm x 400 mm
Sink Depth	0.70 mm
Finishing	200 mm
	Polished



Left



Right



B 35.40



CS 17.32



SB 32.40



S-905



S-805



LOTUS Series



LT 615.500



LT 615.500.15



LT 780.500



LT 780.500.15



LT 950.500.15



LT 1000.500.15



LT 915.500



LT 1160.500.20



LT 1200.600.20



LT 945.510



LT 945.510 W



LT 945.510.15



LT

LT 615.500

MONOBLOCK

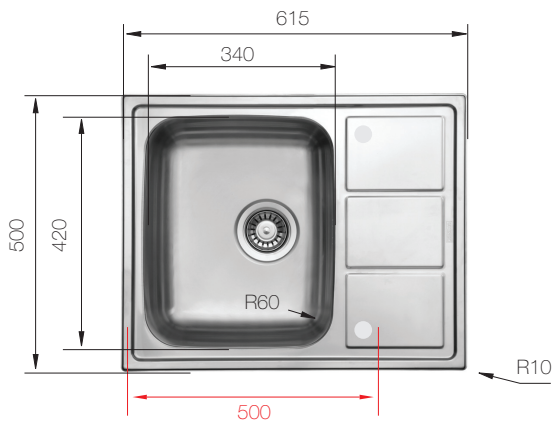
Cutout size: Template provided



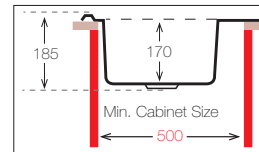
Inset



Min.
Cabinet Size



Bowl Size	340 mm x 420 mm
Thickness	0.70 mm
Sink Depth	185 mm
Finishing	Polished / Linen



Left



Right

LT 615.500.15

PRESS SINKS-WELDED

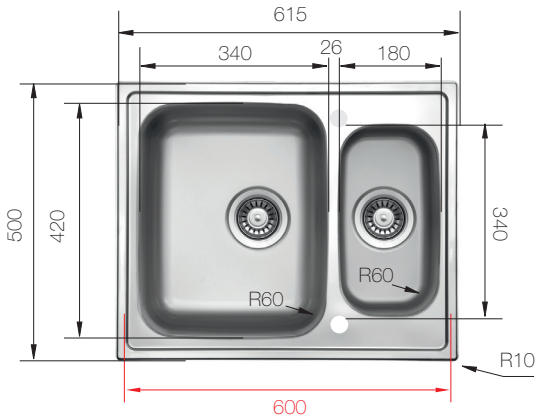
Cutout size: Template provided



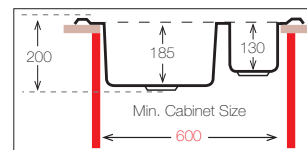
Inset



Min.
Cabinet Size



Bowl Size	340 mm x 420 mm
Thickness	0.70 mm
Sink Depth	200 mm
Finishing	Polished / Linen



Left



Right

LT 780.500

MONOBLOCK

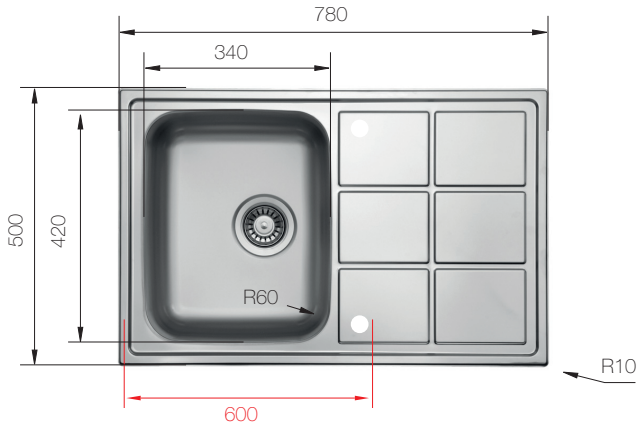
Cutout size: Template provided



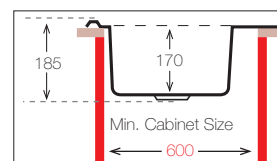
Inset



Min.
Cabinet Size



Bowl Size	340 mm x 420 mm
Thickness	0.70 mm
Sink Depth	185 mm
Finishing	Polished / Linen



Left



Right

LT 780.500.15

PRESS SINKS-WELDED

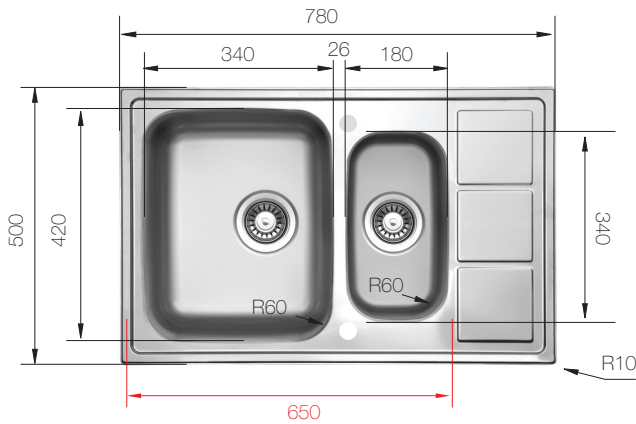
Cutout size: Template provided



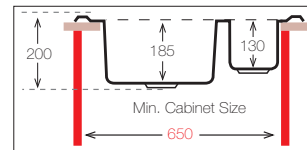
Inset



Min.
Cabinet Size



Bowl Size	340 mm x 420 mm 180 mm x 340 mm
Thickness	0.70 mm
Sink Depth	200 mm
Finishing	Polished / Linen



Left



Right

LT 950.500.15

PRESS SINKS-WELDED

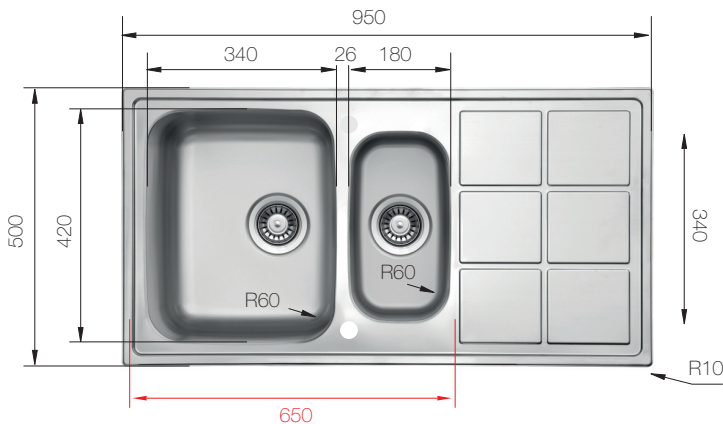
Cutout size: Template provided



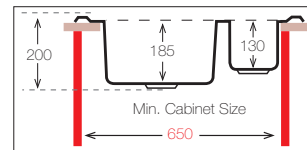
Inset



Min.
Cabinet Size



Bowl Size	340 mm x 420 mm 180 mm x 340 mm
Thickness	0.70 mm
Sink Depth	200 mm
Finishing	Polished



Left



Right

LT 1000.500.15

MONOBLOCK-WELDED

Cutout size: Template provided



Inset



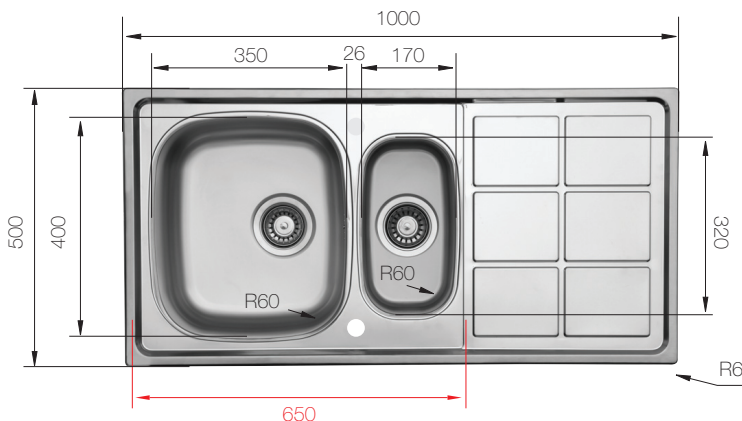
Flushmount



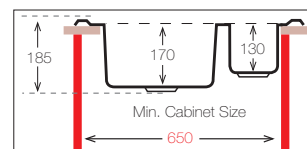
Slim Top



Min.
Cabinet Size



Bowl Size	350 mm x 400 mm 170 mm x 320 mm
Thickness	0.70 mm
Sink Depth	185 mm
Finishing	Polished



Left



Right

B 35.40



B 34.42



CS 17.32



CS 18.34



SB 32.40



S-905



S-805



LT 915.500

MONOBLOCK

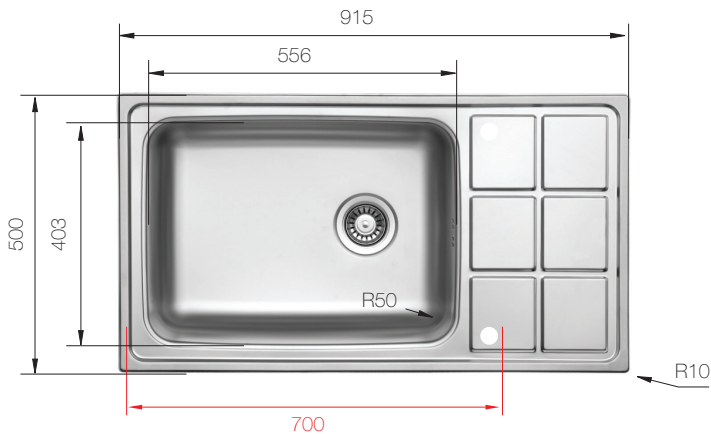
Cutout size: Template provided



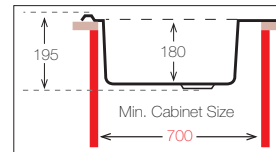
Inset



Min.
Cabinet Size



Bowl Size 556 mm x 403 mm
Thickness 0.70 mm
Sink Depth 185 mm
Finishing Polished



Left



Right

LT 1160.500.20

PRESS SINKS-WELDED

Cutout size: Template provided



Inset



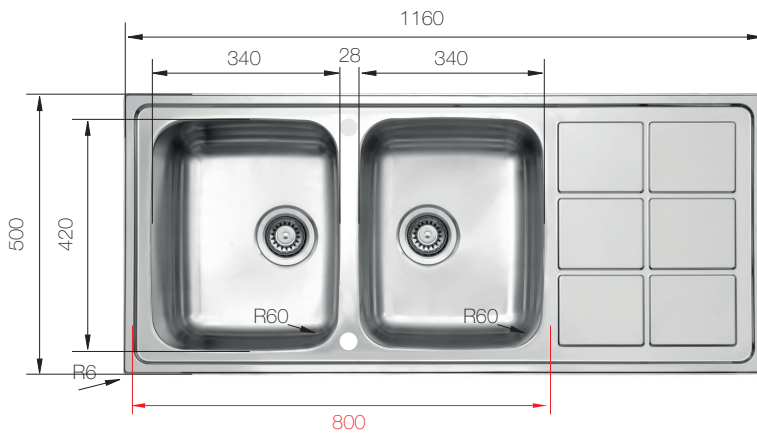
Flushmount



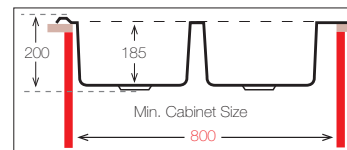
Slim Top



Min.
Cabinet Size



Bowl Size 340 mm x 420 mm
Thickness 0.70 mm
Sink Depth 200 mm
Finishing Polished



Left



Right

LT 1200.600.20

PRESS SINKS-WELDED

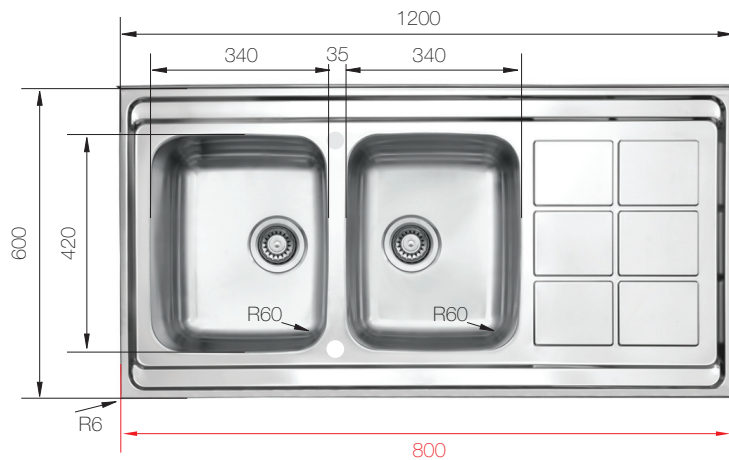
Cutout size: Template provided



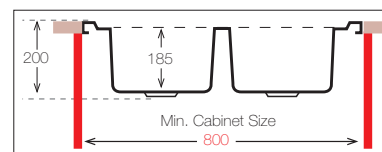
Out Set



Min.
Cabinet Size



Bowl Size 340 mm x 420 mm
Thickness 0.70 mm
Sink Depth 200 mm
Finishing Polished



Left



Right

LT 945.510

PRESS SINKS-WELDED

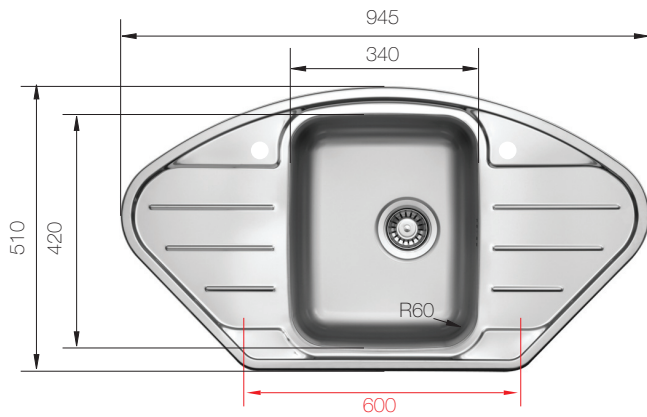
Cutout size: Template provided



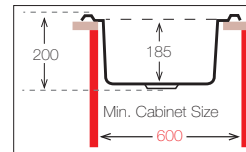
Inset



Min.
Cabinet Size



Bowl Size	340 mm x 420 mm
Thickness	0.70 mm
Sink Depth	200 mm
Finishing	Polished / Linen



LT 945.510 W

PRESS SINKS-WELDED

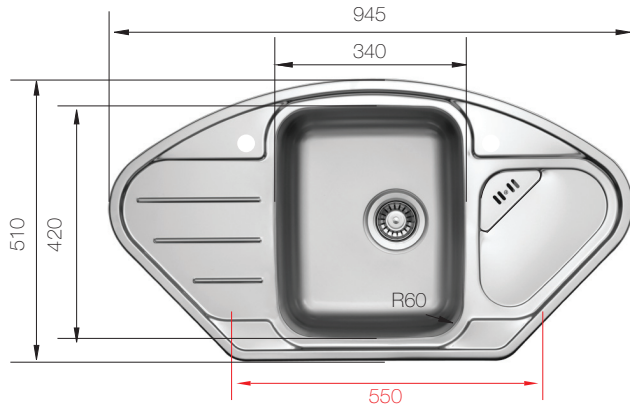
Cutout size: Template provided



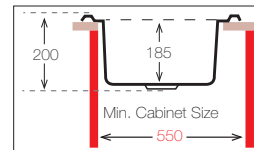
Inset



Min.
Cabinet Size



Bowl Size	340 mm x 420 mm
Thickness	0.70 mm
Sink Depth	200 mm
Finishing	Polished / Linen



LT 945.510.15

PRESS SINKS-WELDED

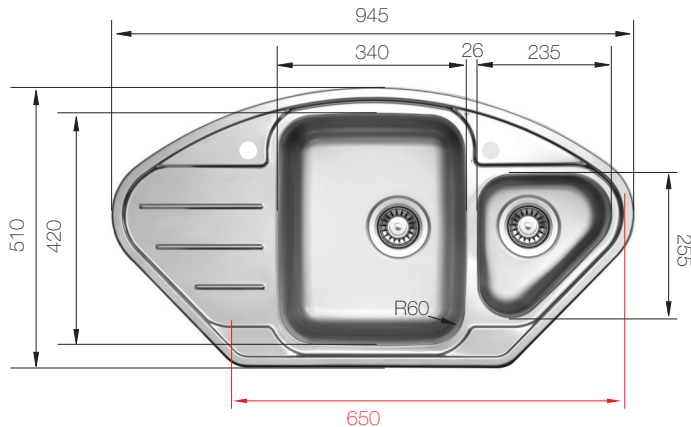
Cutout size: Template provided



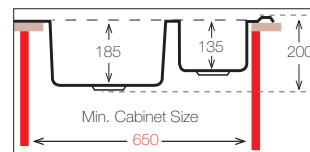
Inset



Min.
Cabinet Size



Bowl Size	340 mm x 420 mm
Thickness	0.70 mm
Sink Depth	200 mm
Finishing	Polished



B 34.42



SB 32.40



S-905



S-805



COMFORT Series



CO 381.381



CO 780.480



CO 480.480



CO 778.488.15



CO 503.503



CO 780.488.18



CO 580.488



CO 777.488



CO 594.488.15



CO 777.488 W



CO 780.480 W



CO 776.507.15



CO 776.507 W



CO

CO 381.381

MONOBLOCK

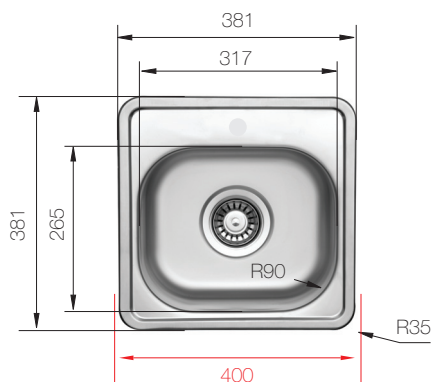
Cutout size: Template provided



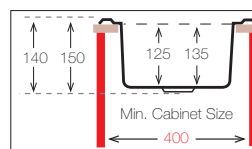
Inset



Min.
Cabinet Size



Bowl Size	317 mm x 265 mm	
Thickness	0.50 mm	0.60 mm
Sink Depth	140 mm	150 mm
Finishing	Satin / Linen	Satin / Linen



CO 480.480

MONOBLOCK

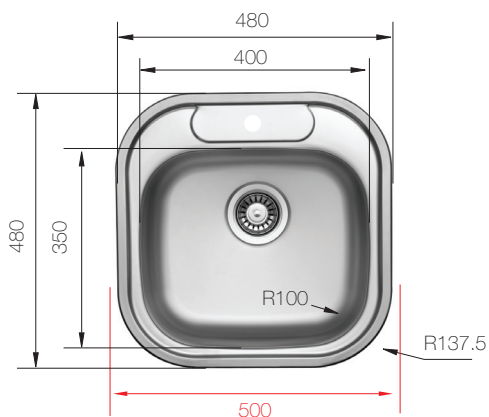
Cutout size: Template provided



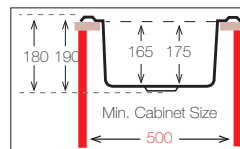
Inset



Min.
Cabinet Size



Bowl Size	400 mm x 350 mm	
Thickness	0.60 mm	0.70 mm
Sink Depth	180 mm	190 mm
Finishing	Satin / Linen	Polished / Linen



CO 506.506

MONOBLOCK

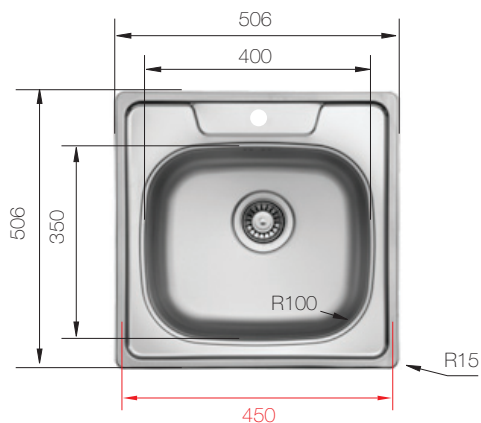
Cutout size: Template provided



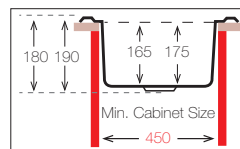
Inset



Min.
Cabinet Size



Bowl Size	400 mm x 350 mm	
Thickness	0.60 mm	0.70 mm
Sink Depth	180 mm	190 mm
Finishing	Satin / Linen	Polished / Linen



COMFORT Series

UKINOX

CO 580.488

MONOBLOCK

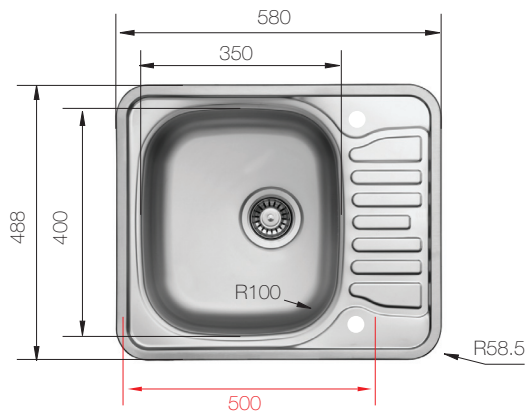
Cutout size: Template provided



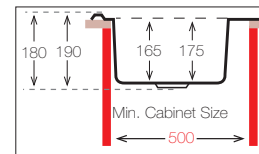
Inset



Min.
Cabinet Size



Bowl Size	350 mm x 400 mm
Thickness	0.60 mm 0.70 mm
Sink Depth	180 mm 190 mm
Finishing	Satin / Linen Polished / Linen



Left



Right

CO 594.488.15

MONOBLOCK-WELDED

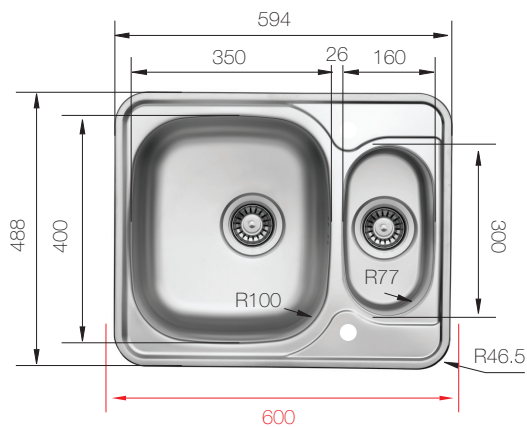
Cutout size: Template provided



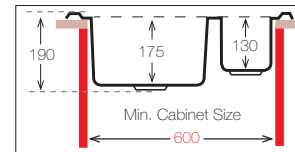
Inset



Min.
Cabinet Size



Bowl Size	350 mm x 400 mm
Thickness	160 mm x 300 mm
Sink Depth	0.70 mm
Finishing	190 mm Polished / Linen



Left



Right

CO 780.480 W

MONOBLOCK

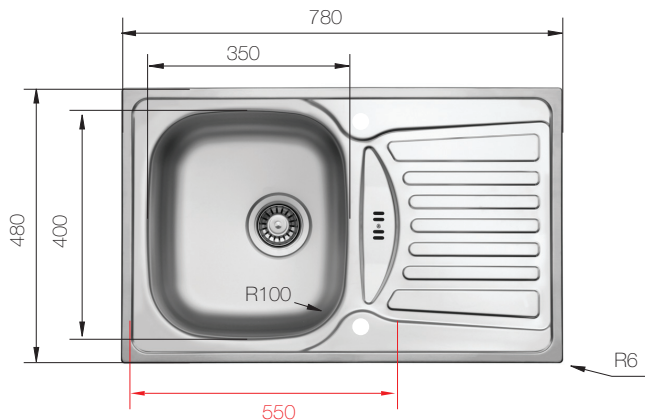
Cutout size: Template provided



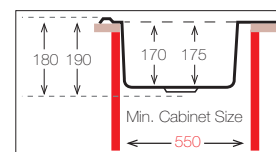
Inset



Min.
Cabinet Size



Bowl Size	350 mm x 400 mm
Thickness	0.60 mm 0.70 mm
Sink Depth	180 mm 190 mm
Finishing	Satin / Linen Polished / Linen



Left



Right

B 35.40



CS 16.30



SB 32.35



S-905



S-805



COMFORT Series

UK INOX

CO 780.480

MONOBLOCK

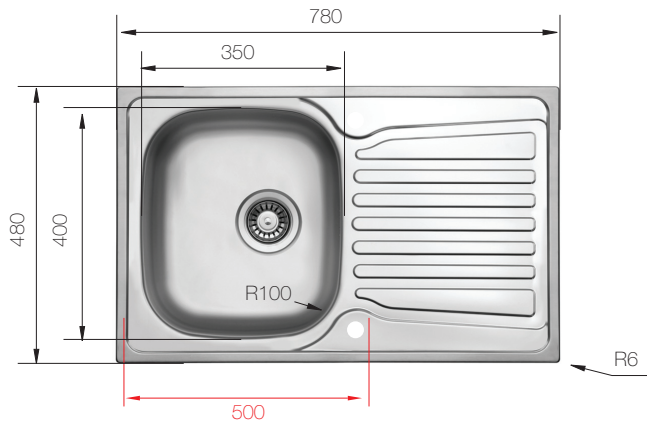
Cutout size: Template provided



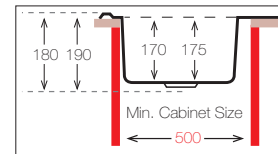
Inset



Min.
Cabinet Size



Bowl Size	350 mm x 400 mm
Thickness	0.60 mm 0.70 mm
Sink Depth	180 mm 190 mm
Finishing	Satin / Linen Polished / Linen



Left



Right

CO 778.488.15

MONOBLOCK-WELDED

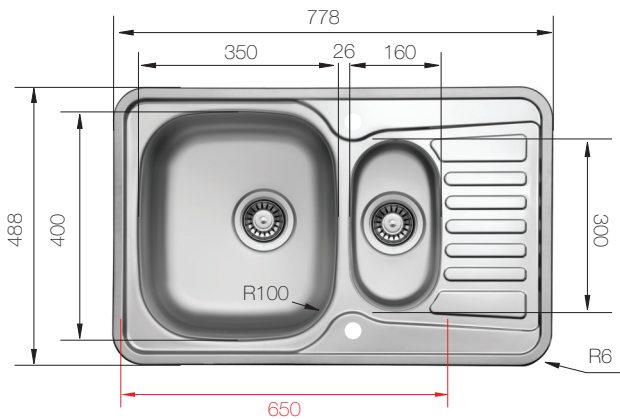
Cutout size: Template provided



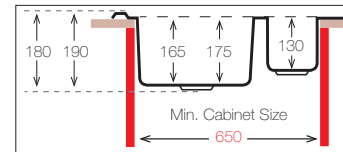
Inset



Min.
Cabinet Size



Bowl Size	350 mm x 400 mm
Thickness	160 mm x 300 mm
Sink Depth	0.60 mm 0.70 mm
Finishing	180 mm 190 mm
	Satin / Linen Polished



Left



Right

CO 780.488.18

MONOBLOCK-WELDED

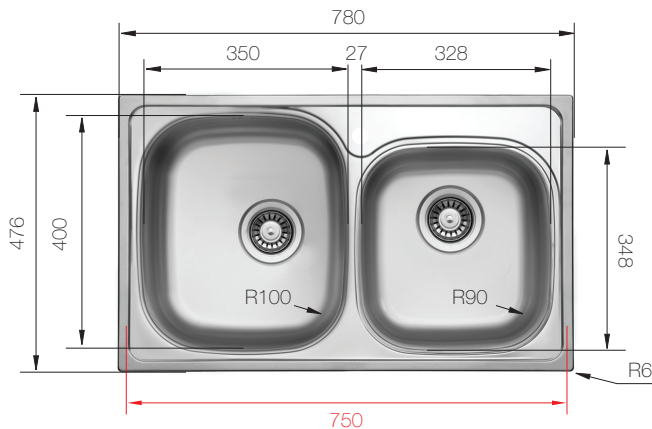
Cutout size: Template provided



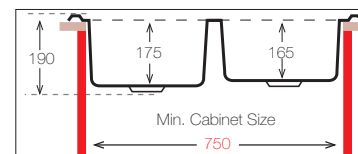
Inset



Min.
Cabinet Size



Bowl Size	350 mm x 400 mm
Thickness	328 mm x 348 mm
Sink Depth	0.70 mm
Finishing	190 mm
	Polished



COMFORT Series

UKINOX

CO 777.488

MONOBLOCK

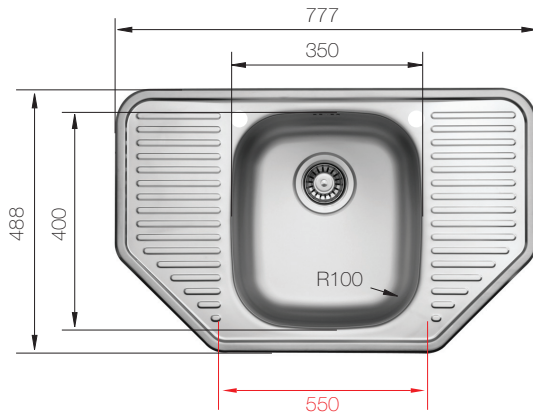
Cutout size: Template provided



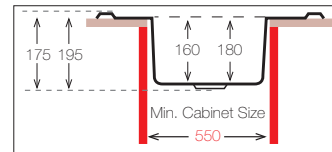
Inset



Min.
Cabinet Size



Bowl Size	350 mm x 400 mm	
Thickness	0.60 mm	0.70 mm
Sink Depth	175 mm	195 mm
Finishing	Satin / Linen	Polished / Linen



CO 777.488 W

MONOBLOCK

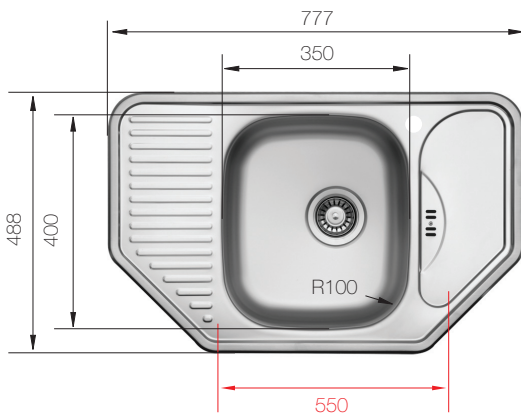
Cutout size: Template provided



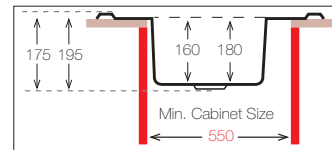
Inset



Min.
Cabinet Size



Bowl Size	350 mm x 400 mm	
Thickness	0.60 mm	0.70 mm
Sink Depth	175 mm	195 mm
Finishing	Satin / Linen	Polished / Linen



CO 776.507.15

MONOBLOCK-WELDED

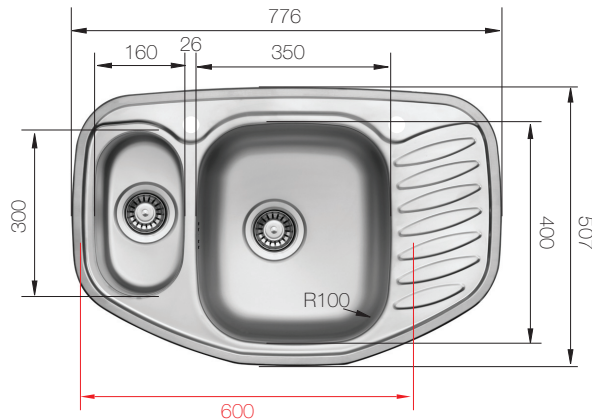
Cutout size: Template provided



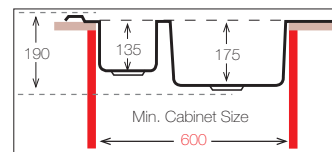
Inset



Min.
Cabinet Size



Bowl Size	160 mm x 300 mm	
Thickness	350 mm x 400 mm	
Sink Depth	0.70 mm	
Finishing	190 mm	Polished / Linen



B 35.40

CS 16.30

SB 32.35

S-905

S-805



COMFORT Series

UKINOX

CO 776.507 W

MONOBLOCK

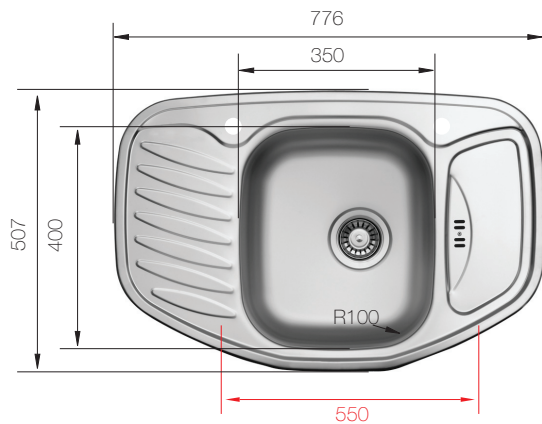
Cutout size: Template provided



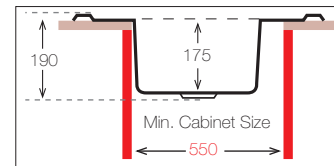
Inset



Min.
Cabinet Size



Bowl Size	350 mm x 400 mm
Thickness	0.70 mm
Sink Depth	190 mm
Finishing	Polished / Linen



B 35.40

SB 32.35

S-905



FUSION Series



FS



Inset



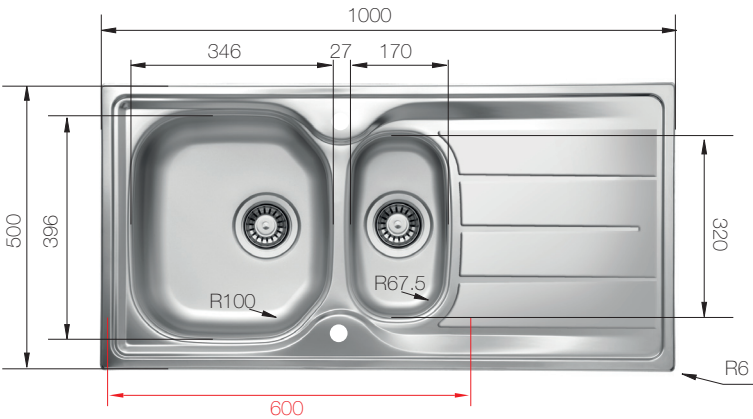
Flushmount



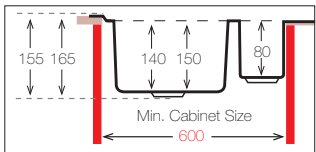
Slim Top



Min.
Cabinet Size



Bowl Size	346 mm x 396 mm	170 mm x 320 mm
Thickness	0.60 mm	0.70 mm
Sink Depth	155 mm	165 mm
Finishing	Satin / Linen	Polished / Linen



Left



Right

SB 32.40

S-805





FS

COMPACT Series



CM 465.435



CM 860.435



CM 580.435



CM 860.435 W



CM 760.435



CM 860.500.15



CM 760.435 W



CM 1160.500.20



COMPACT Series

UKINOX

CM 465.435

MONOBLOCK

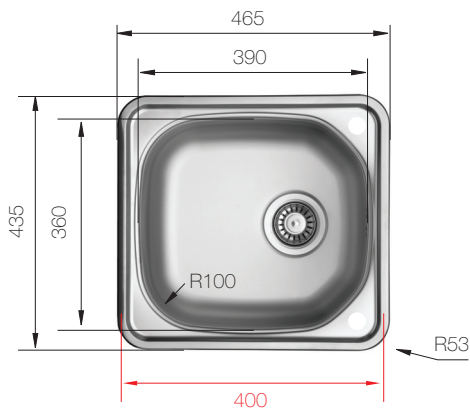
Cutout size: Template provided



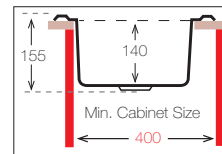
Inset



Min.
Cabinet Size



Bowl Size	390 mm x 360 mm
Thickness	0.50 mm
Sink Depth	155 mm
Finishing	Satin / Linen



Left



Right

CM 580.435

MONOBLOCK

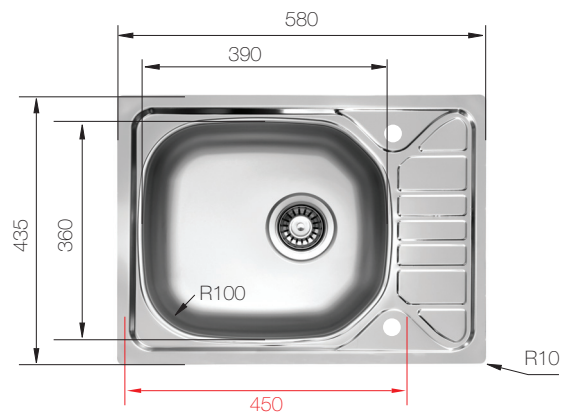
Cutout size: Template provided



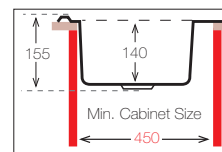
Inset



Min.
Cabinet Size



Bowl Size	390 mm x 360 mm
Thickness	0.50 mm
Sink Depth	155 mm
Finishing	Satin / Linen



Left



Right

CM 760.435

MONOBLOCK

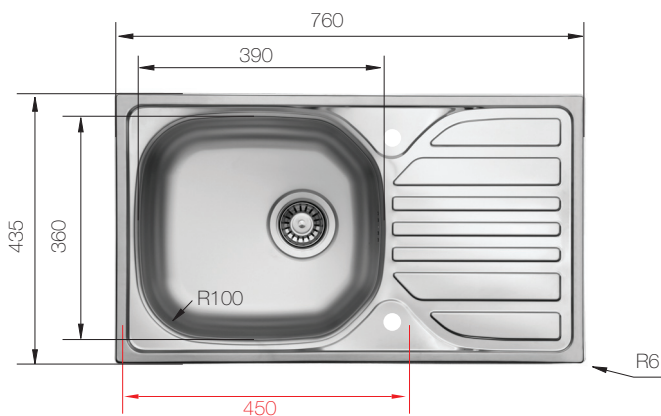
Cutout size: Template provided



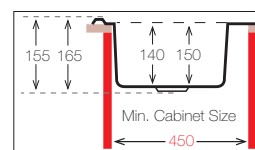
Inset



Min.
Cabinet Size



Bowl Size	390 mm x 360 mm
Thickness	0.50 mm 0.60 mm
Sink Depth	155 mm 165 mm
Finishing	Satin / Linen Satin / Linen



Left



Right

COMPACT Series

UKINOX

CM 760.435 W

MONOBLOCK

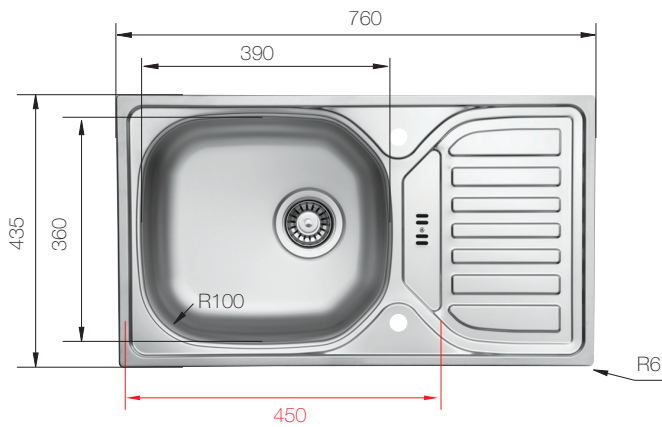
Cutout size: Template provided



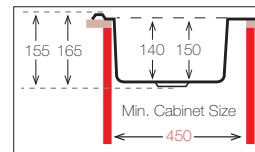
Inset



Min.
Cabinet Size



Bowl Size	390 mm x 360 mm	
Thickness	0.50 mm	0.60 mm
Sink Depth	155 mm	165 mm
Finishing	Satin / Linen	Satin / Linen



Left



Right

CM 860.435

MONOBLOCK

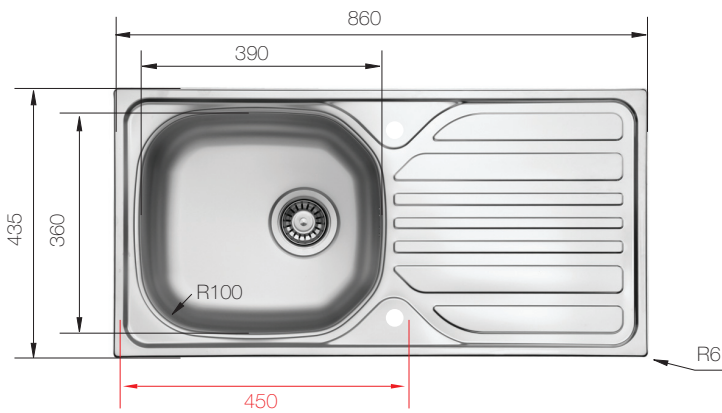
Cutout size: Template provided



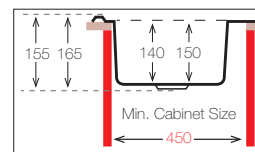
Inset



Min.
Cabinet Size



Bowl Size	390 mm x 360 mm	
Thickness	0.50 mm	0.60 mm
Sink Depth	155 mm	165 mm
Finishing	Satin / Linen	Satin / Linen



Left



Right

CM 860.435 W

MONOBLOCK

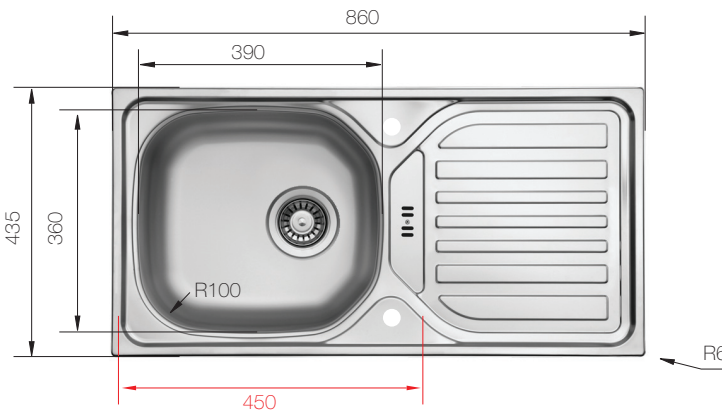
Cutout size: Template provided



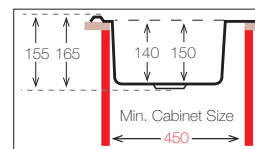
Inset



Min.
Cabinet Size



Bowl Size	390 mm x 360 mm	
Thickness	0.50 mm	0.60 mm
Sink Depth	155 mm	165 mm
Finishing	Satin / Linen	Satin / Linen



Left



Right

S-905



COMPACT Series

UKINOX

CM 860.500.15

MONOBLOCK

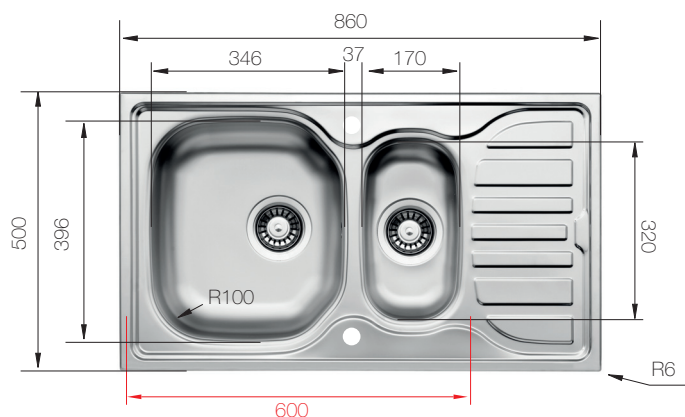
Cutout size: Template provided



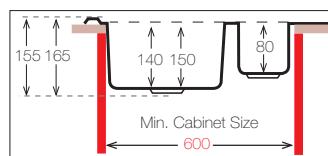
Inset



Min.
Cabinet Size



Bowl Size	346 mm x 396 mm	170 mm x 320 mm
Thickness	0.60 mm	0.70 mm
Sink Depth	155 mm	165 mm
Finishing	Satin / Linen	Polished



Left



Right

CM 1160.500.20

MONOBLOCK

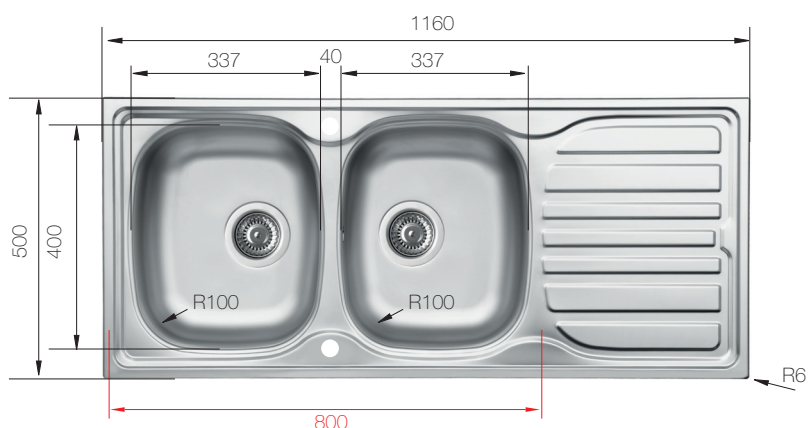
Cutout size: Template provided



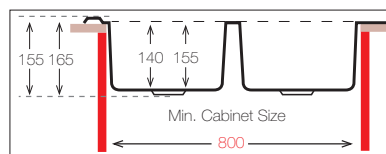
Inset



Min.
Cabinet Size



Bowl Size	337 mm x 400 mm	337 mm x 400 mm
Thickness	0.60 mm	0.70 mm
Sink Depth	155 mm	165 mm
Finishing	Satin / Linen	Polished



Left



Right

SB 32.35

S-805





CM

CLASSIC Series



CL 780.480.20



CL 860.500.20



CL 1160.500.20



CL

CL 780.480.20

MONOBLOCK

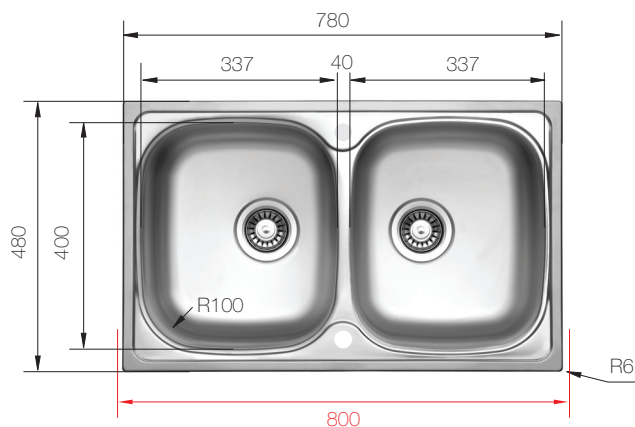
Cutout size: Template provided



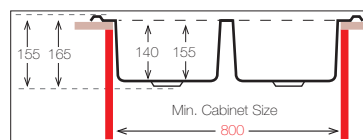
Inset



Min.
Cabinet Size



Bowl Size	337 mm x 400 mm	337 mm x 400 mm
Thickness	0.60 mm	0.70 mm
Sink Depth	155 mm	165 mm
Finishing	Satin / Linen	Polished



CL 860.500.20

MONOBLOCK


Cutout size: Template provided



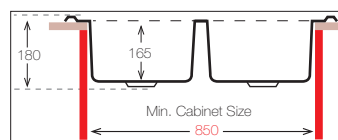
Inset



Min.
Cabinet Size



Bowl Size	360 mm x 420 mm	360 mm x 420 mm
Thickness	0.80 mm	
Sink Depth	180 mm	
Finishing	Polished	



CL 1160.500.20

MONOBLOCK

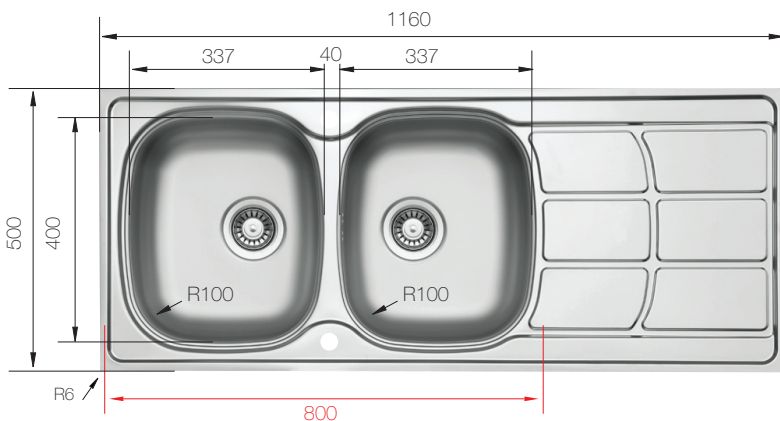
Cutout size: Template provided



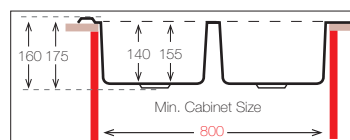
Inset



Min.
Cabinet Size



Bowl Size	337 mm x 400 mm	337 mm x 400 mm
Thickness	0.60 mm	0.70 mm
Sink Depth	160 mm	175 mm
Finishing	Satin / Linen	Polished



Left



Right

SB 32.35

S-805





CL

GALANT Series



GA 465.488



GA 488.488



GA 737.488



GA 737.488 W



GA 465.488

MONOBLOCK

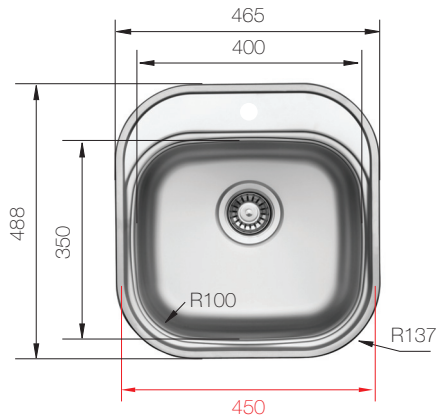
Cutout size: Template provided



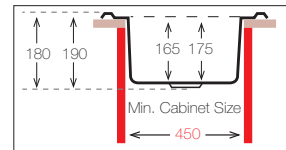
Inset



Min.
Cabinet Size



Bowl Size	400 mm x 350 mm	
Thickness	0.60 mm	0.70 mm
Sink Depth	180 mm	190 mm
Finishing	Satin / Linen	Polished



GA 488.488

MONOBLOCK

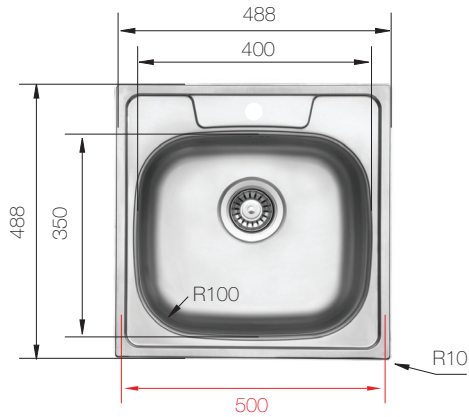
Cutout size: Template provided



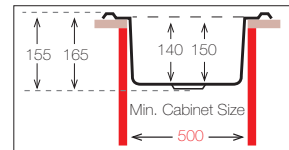
Inset



Min.
Cabinet Size



Bowl Size	400 mm x 350 mm	
Thickness	0.50 mm	0.60 mm
Sink Depth	155 mm	165 mm
Finishing	Satin / Linen	Satin / Linen



GA 737.488

MONOBLOCK

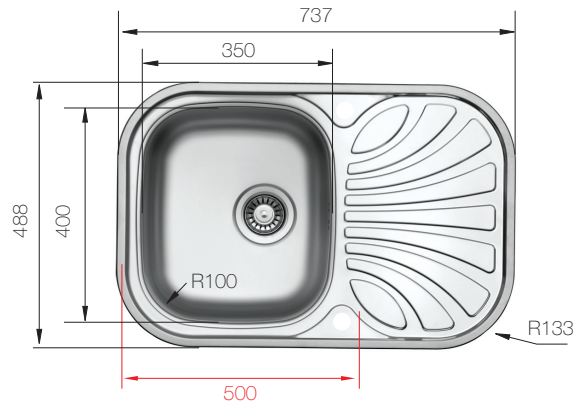
Cutout size: Template provided



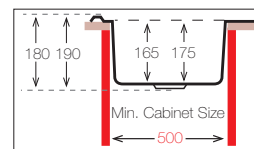
Inset



Min.
Cabinet Size



Bowl Size	350 mm x 400 mm	
Thickness	0.60 mm	0.70 mm
Sink Depth	180 mm	190 mm
Finishing	Satin / Linen	Polished



Left



Right

GA 737.488 W

MONOBLOCK

Cutout size: Template provided

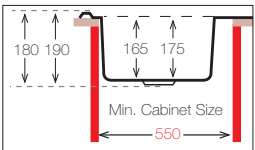
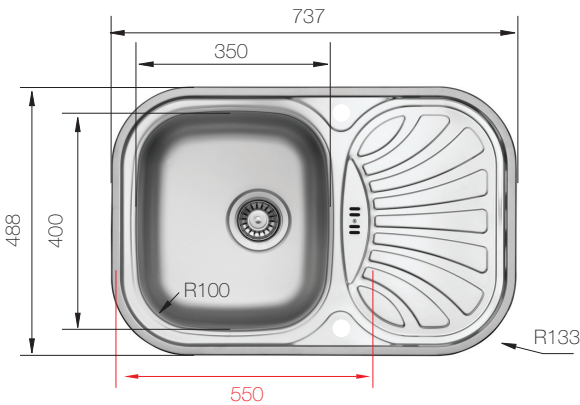


Inset



Min.
Cabinet Size

Bowl Size	350 mm x 400 mm	
Thickness	0.60 mm	0.70 mm
Sink Depth	180 mm	190 mm
Finishing	Satin / Linen	Polished



Left



Right

GA

B 35.40



SB 32.35



S-905



FAVORITE Series



FA 490



FA 770.480



FA 510



FA 770.480 W



FA 577.447



FA 780.435.20



FA 747.447



FA 900



FA 747.447 W



FA

FA 490

MONOBLOCK

Cutout size: Template provided



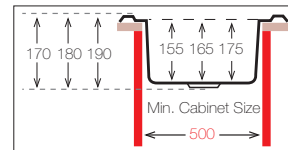
Inset



Min.
Cabinet Size



Bowl Size	Ø 370 mm		
Thickness	0.50 mm	0.60 mm	0.70 mm
Sink Depth	170 mm	180 mm	190 mm
Finishing	Satin	Satin / Linen	Polished



FA 510

MONOBLOCK

Cutout size: Template provided



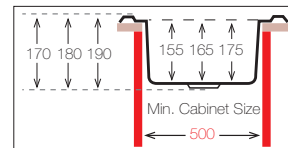
Inset



Min.
Cabinet Size



Bowl Size	Ø 390 mm		
Thickness	0.50 mm	0.60 mm	0.70 mm
Sink Depth	170 mm	180 mm	190 mm
Finishing	Satin	Satin / Linen	Polished / Linen



FA 577.447

MONOBLOCK

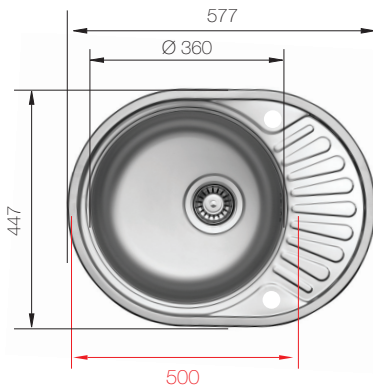
Cutout size: Template provided



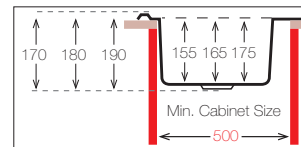
Inset



Min.
Cabinet Size



Bowl Size	Ø 360 mm		
Thickness	0.50 mm	0.60 mm	0.70 mm
Sink Depth	170 mm	180 mm	190 mm
Finishing	Satin / Linen	Satin / Linen	Polished / Linen



Left



Right

FA 747.447

MONOBLOCK

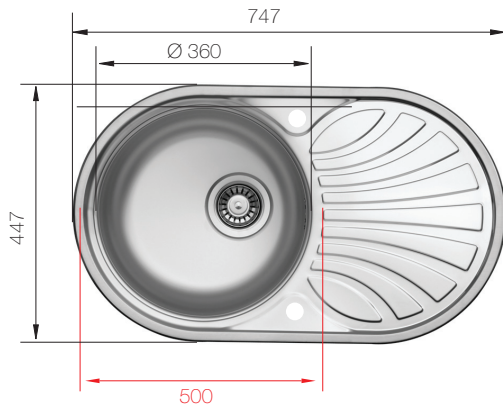
Cutout size: Template provided



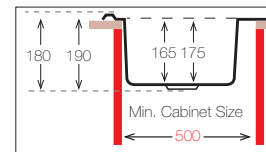
Inset



Min.
Cabinet Size



Bowl Size	Ø 360 mm	
Thickness	0.60 mm	0.70 mm
Sink Depth	180 mm	190 mm
Finishing	Satin / Linen	Polished



Left



Right

FA 747.447 W

MONOBLOCK

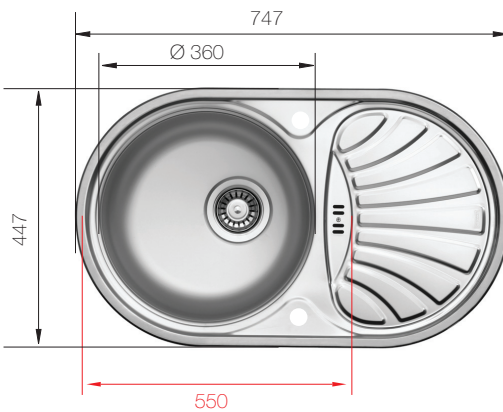
Cutout size: Template provided



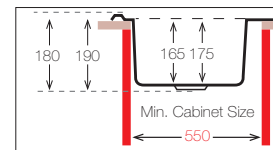
Inset



Min.
Cabinet Size



Bowl Size	Ø 360 mm	
Thickness	0.60 mm	0.70 mm
Sink Depth	180 mm	190 mm
Finishing	Satin / Linen	Polished



Left



Right

FA 770.480

MONOBLOCK

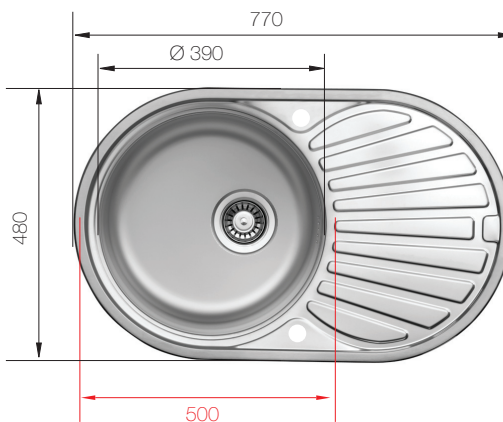
Cutout size: Template provided



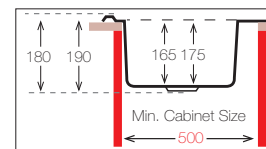
Inset



Min.
Cabinet Size



Bowl Size	Ø 390 mm	
Thickness	0.60 mm	0.70 mm
Sink Depth	180 mm	190 mm
Finishing	Satin / Linen	Polished / Linen



Left



Right

BR 36



BR 37



BR 39



SBR 34



S-905



FAVORITE Series

UKINOX

FA 770.480 W

MONOBLOCK

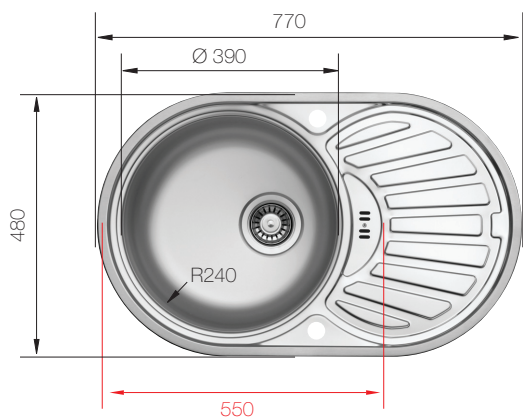
Cutout size: Template provided



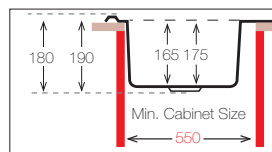
Inset



Min.
Cabinet Size



Bowl Size	Ø 390 mm	
Thickness	0.60 mm	0.70 mm
Sink Depth	180 mm	190 mm
Finishing	Satin / Linen	Polished / Linen



Left



Right

FA 780.435.20

MONOBLOCK

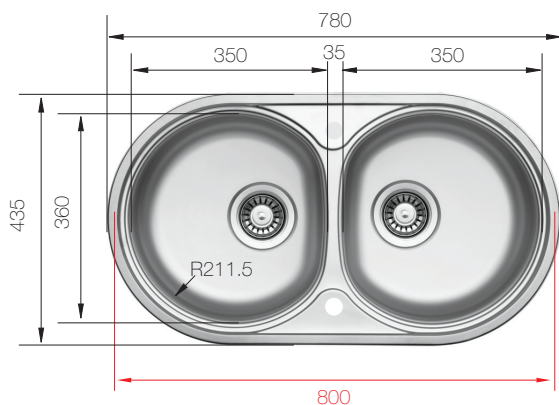
Cutout size: Template provided



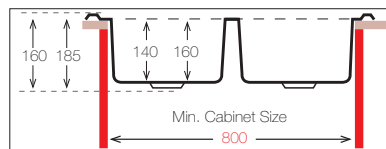
Inset



Min.
Cabinet Size



Bowl Size	350 mm x 360 mm	
Thickness	0.60 mm	0.70 mm
Sink Depth	160 mm	185 mm
Finishing	Satin / Linen	Polished



FA 900

MONOBLOCK

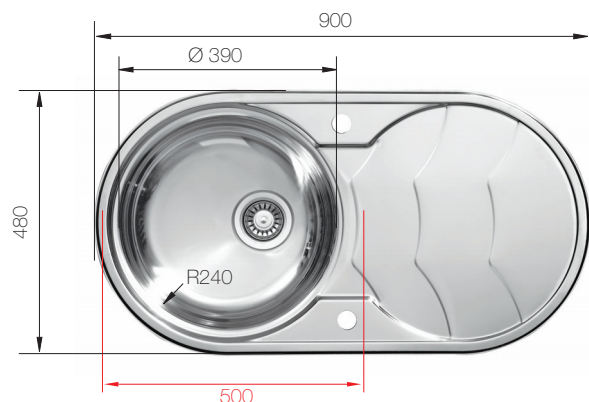
Cutout size: Template provided



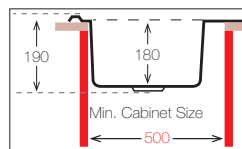
Inset



Min.
Cabinet Size



Bowl Size	Ø 390 mm	
Thickness	0.70 mm	0.80 mm
Sink Depth	190 mm	190 mm
Finishing	Satin / Linen	Polished



Left



Right

BR 36



BR 37



BR 39



SBR 34



S-905



S-805



ECLIPSE Series



EL

EL 510

MONOBLOCK

Cutout size: Template provided

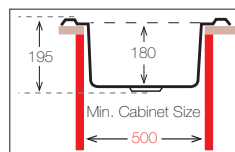


Inset



Min.
Cabinet Size

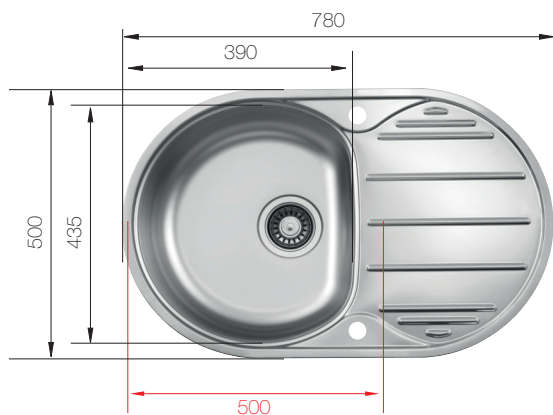
Bowl Size	Ø 435 mm
Thickness	0.70 mm
Sink Depth	195 mm
Finishing	Polished / Linen



EL 780.500

MONOBLOCK

Cutout size: Template provided

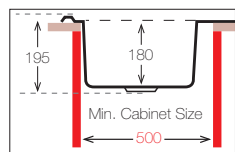


Inset



Min.
Cabinet Size

Bowl Size	390 mm x 435 mm
Thickness	0.70 mm
Sink Depth	195 mm
Finishing	Polished / Linen



Left



Right

B 44



SBR 34



S-905



SAIL'S Series

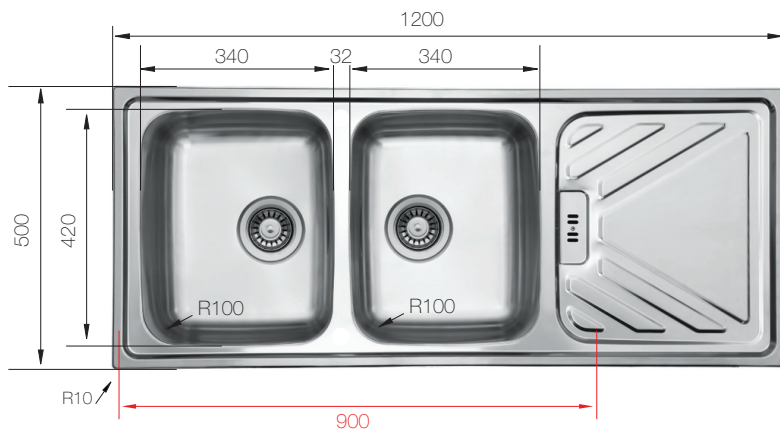


SL

SL 1200.500.20

PRESS SINKS-WELDED

Cutout size: Template provided

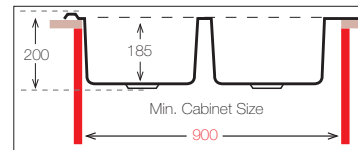


Inset



Min.
Cabinet Size

Bowl Size	340 mm x 420 mm 340 mm x 420 mm
Thickness	0.70 mm
Sink Depth	200 mm
Finishing	Polished / Linen



Left



Right

B 34.42



SB 32.40



S-805



WIDE Series

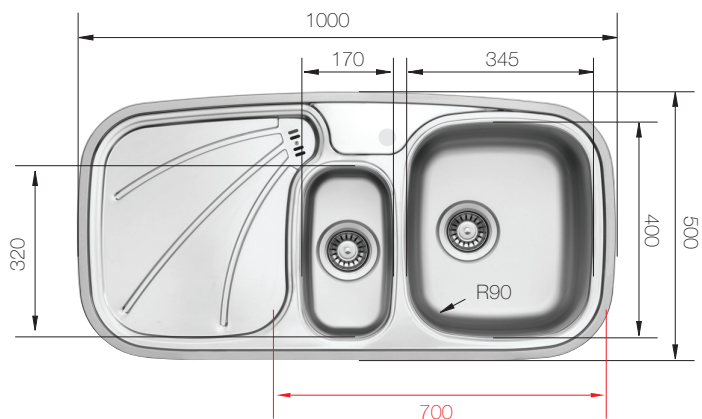


w

WIDE Series

UK INOX

W 1000.500.15 W PRESS SINKS-WELDED



Cutout size: Template provided

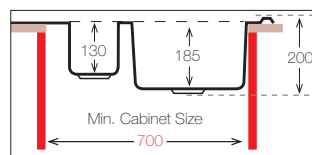


Inset



Min.
Cabinet Size

Bowl Size	345 mm x 400 mm 170 mm x 320 mm
Thickness	0.70 mm
Sink Depth	200 mm
Finishing	Polished / Linen

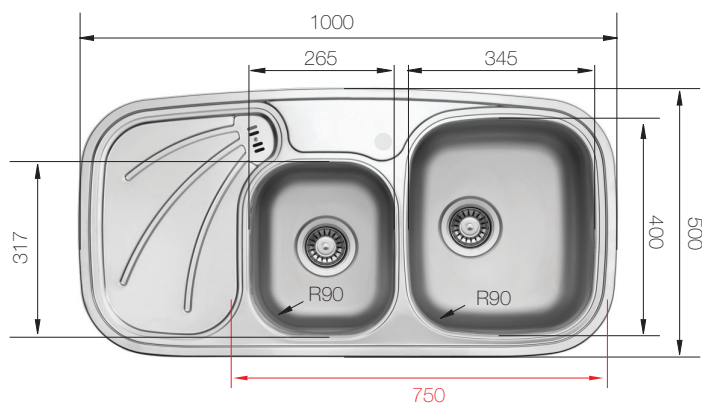


Left



Right

W 1000.500.18 W PRESS SINKS-WELDED



Cutout size: Template provided

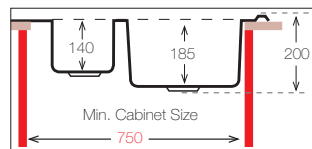


Inset



Min.
Cabinet Size

Bowl Size	345 mm x 400 mm 265 mm x 317 mm
Thickness	0.70 mm
Sink Depth	200 mm
Finishing	Polished / Linen

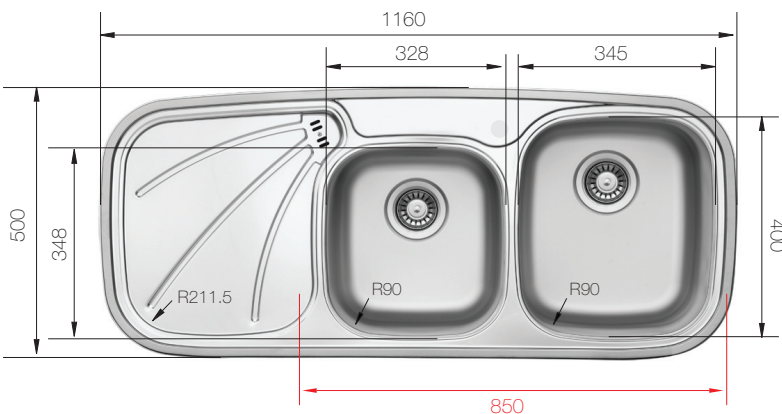


Left



Right

W 1160.500.18 W PRESS SINKS-WELDED



Cutout size: Template provided

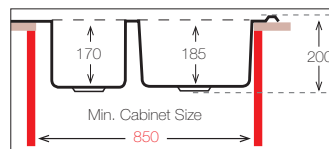


Inset



Min.
Cabinet Size

Bowl Size	328 mm x 348 mm 345 mm x 400 mm
Thickness	0.70 mm
Sink Depth	200 mm
Finishing	Polished / Linen



Left

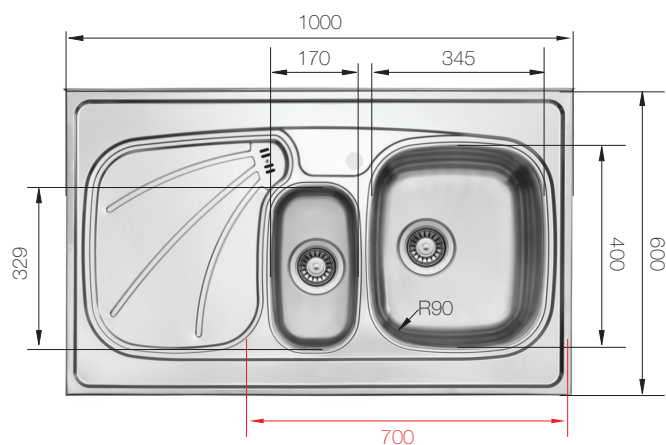


Right

WIDE Series

UKINOX

W 1000.600.15 W PRESS SINKS-WELDED



Cutout size: Template provided

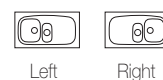
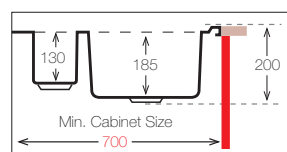


Out set



Min.
Cabinet Size

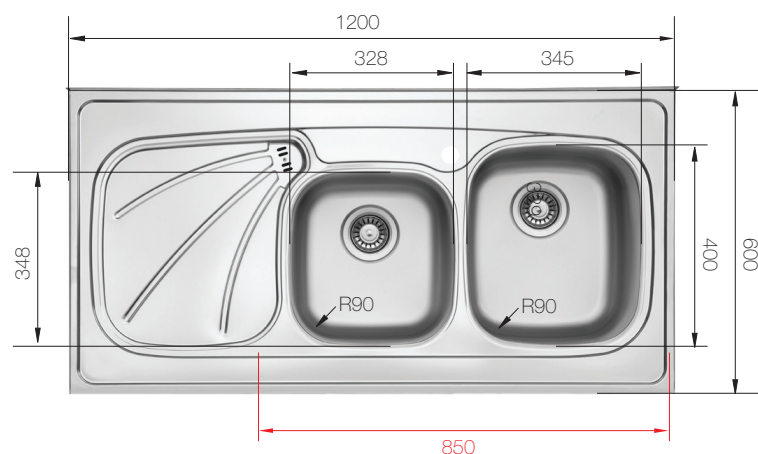
Bowl Size 170 mm x 329 mm
345 mm x 400 mm
Thickness 0.70 mm
Sink Depth 200 mm
Finishing Polished / Linen



Left

Right

W 1200.600.18 W PRESS SINKS-WELDED



Cutout size: Template provided

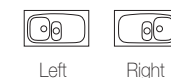
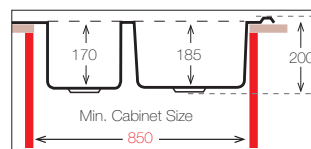


Out set



Min.
Cabinet Size

Bowl Size 328 mm x 348 mm
345 mm x 400 mm
Thickness 0.70 mm
Sink Depth 200 mm
Finishing Polished / Linen



Left

Right

W

B 35.40

CS 17.32

SB 32.40

S-805



GIZA Series



GZ 860.500

PRESS SINKS-WELDED


Cutout size: Template provided



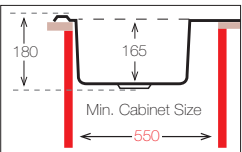
Inset



Min.
Cabinet Size



Bowl Size	340 mm x 420 mm
Thickness	0.70 mm
Sink Depth	180 mm
Finishing	Polished



Left



Right



GZ

S-905



ECHOS Series



EC 615.500

EC 860.500

EC 1000.500

EC 615.500

MONOBLOCK

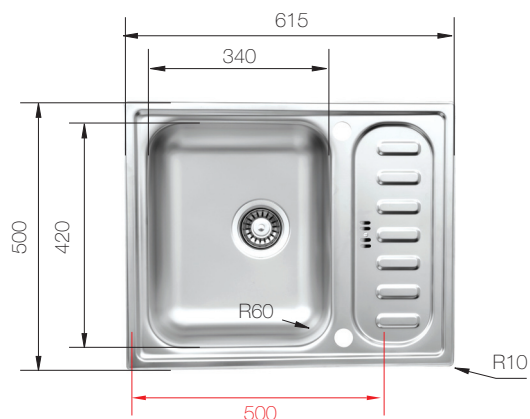
Cutout size: Template provided



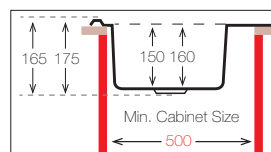
Inset



Min.
Cabinet Size



Bowl Size	340 mm x 420 mm
Thickness	0.60 mm 0.70 mm
Sink Depth	165 mm 175 mm
Finishing	Satin Polished



Left



Right

EC 860.500

MONOBLOCK

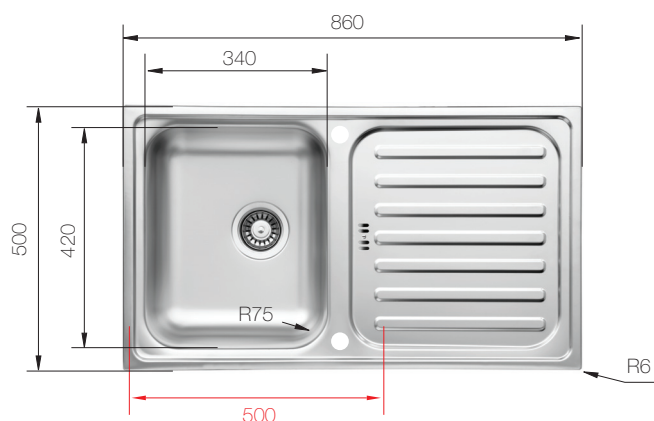
Cutout size: Template provided



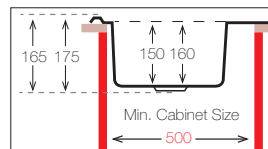
Inset



Min.
Cabinet Size



Bowl Size	340 mm x 420 mm
Thickness	0.60 mm 0.70 mm
Sink Depth	165 mm 175 mm
Finishing	Satin Polished



Left



Right

EC 1000.500

MONOBLOCK

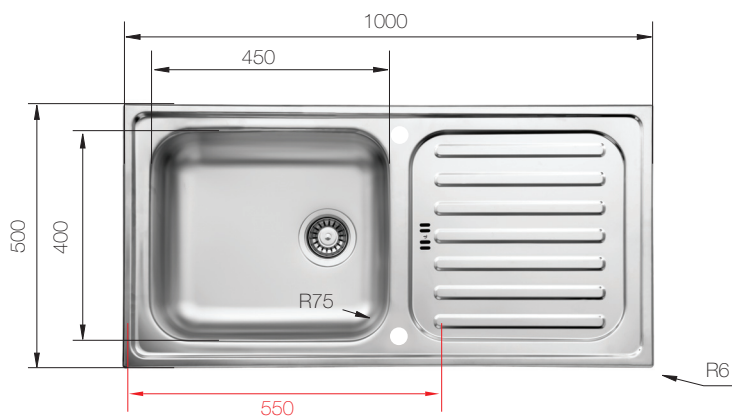
Cutout size: Template provided



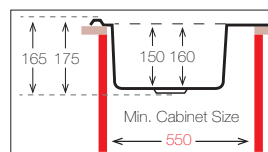
Inset



Min.
Cabinet Size



Bowl Size	450 mm x 400 mm
Thickness	0.60 mm 0.70 mm
Sink Depth	165 mm 175 mm
Finishing	Satin Polished



Left



Right

S-905





EC

STANDARD Series



ST 500.400



ST 1000.500



ST 500.500



ST 1000.600



ST 500.600



ST 800.500.20



ST 600.600



ST 800.600.20



ST 800.500



ST 1200.600.20



ST 800.600



ST 500.400

MONOBLOCK

Cutout size: Template provided

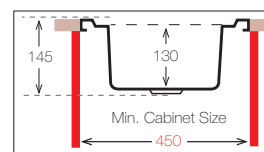
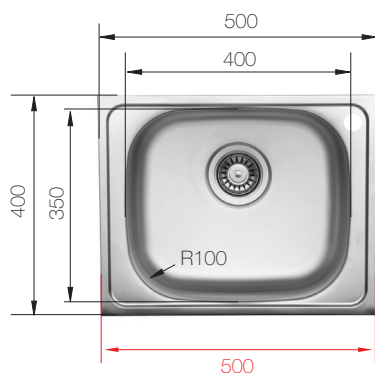


Out set



Min.
Cabinet Size

Bowl Size	400 mm x 350 mm
Thickness	0.50 mm
Sink Depth	145 mm
Finishing	Satin / Linen



ST 500.500

MONOBLOCK

Cutout size: Template provided

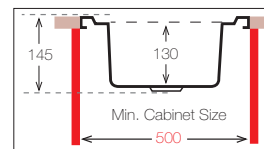
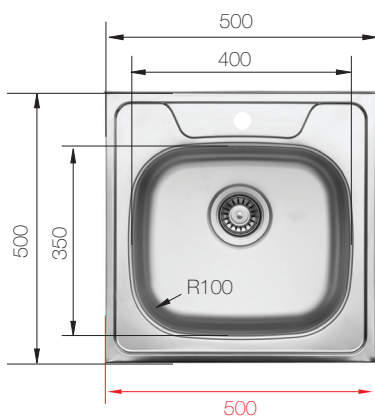


Out set



Min.
Cabinet Size

Bowl Size	400 mm x 350 mm
Thickness	0.50 mm
Sink Depth	145 mm
Finishing	Satin / Linen



ST 500.600

MONOBLOCK

Cutout size: Template provided

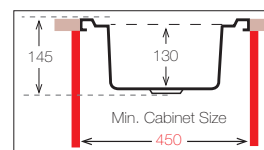
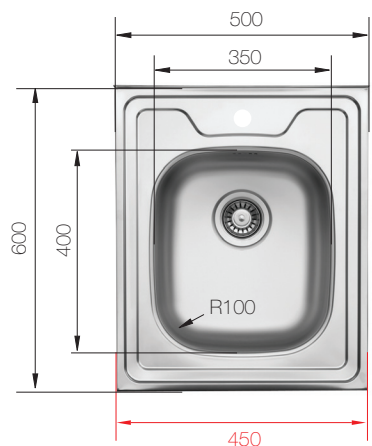


Out set



Min.
Cabinet Size

Bowl Size	350 mm x 400 mm
Thickness	0.50 mm
Sink Depth	145 mm
Finishing	Satin / Linen



ST 600.600

MONOBLOCK

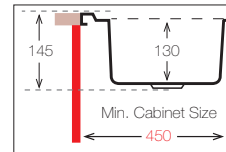
Cutout size: Template provided



Out set

Min.
Cabinet Size

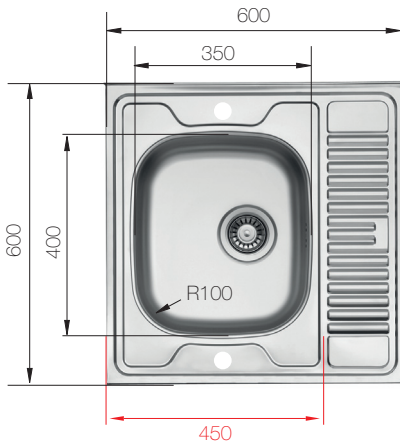
Bowl Size	350 mm x 400 mm
Thickness	0.50 mm
Sink Depth	145 mm
Finishing	Satin / Linen



Left



Right



ST 800.500

MONOBLOCK

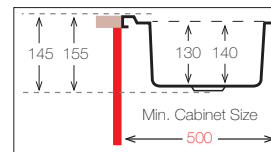
Cutout size: Template provided



Out set

Min.
Cabinet Size

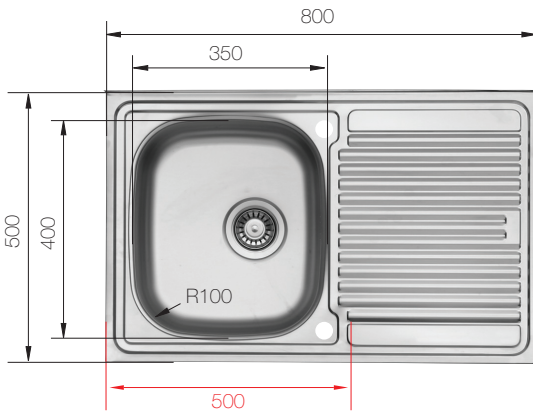
Bowl Size	350 mm x 400 mm	
Thickness	0.50 mm	0.60 mm
Sink Depth	145 mm	155 mm
Finishing	Satin / Linen	Satin / Linen



Left



Right



ST 800.600

MONOBLOCK

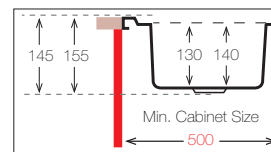
Cutout size: Template provided



Out set

Min.
Cabinet Size

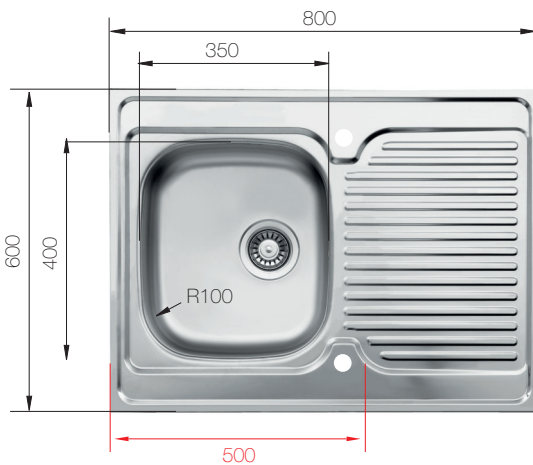
Bowl Size	350 mm x 400 mm	
Thickness	0.50 mm	0.60 mm
Sink Depth	145 mm	155 mm
Finishing	Satin / Linen	Satin / Linen



Left



Right



SB 32.35

S-700 K



STANDARD Series

UK INOX

ST 1000.500

MONOBLOCK

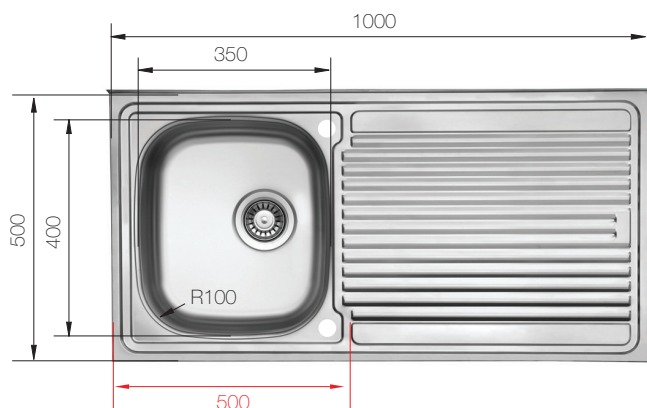
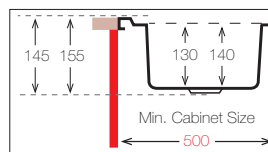
Cutout size: Template provided



Out set

Min.
Cabinet Size

Bowl Size	350 mm x 400 mm
Thickness	0.50 mm 0.60 mm
Sink Depth	145 mm 155 mm
Finishing	Satin / Linen Satin / Linen



ST 1000.600

MONOBLOCK

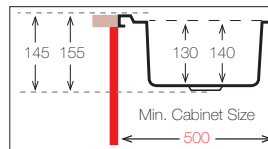
Cutout size: Template provided



Out set

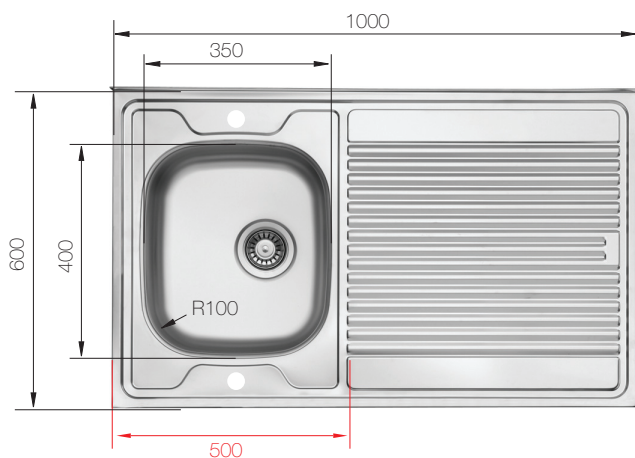
Min.
Cabinet Size

Bowl Size	350 mm x 400 mm
Thickness	0.50 mm 0.60 mm
Sink Depth	145 mm 155 mm
Finishing	Satin / Linen Satin / Linen



Left

Right



ST 800.500.20

MONOBLOCK

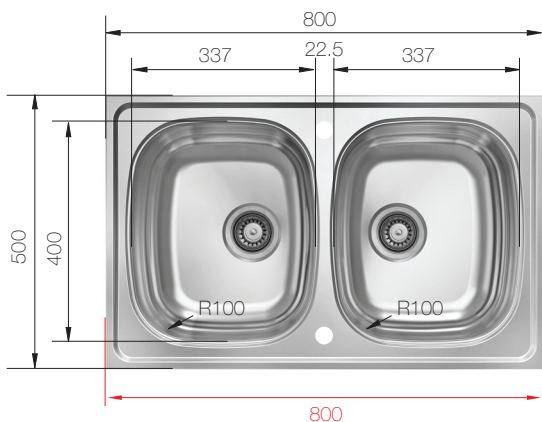
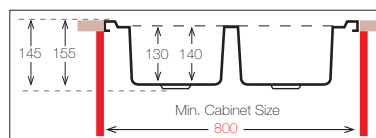
Cutout size: Template provided



Out set

Min.
Cabinet Size

Bowl Size	337 mm x 400 mm
Thickness	0.50 mm 0.60 mm
Sink Depth	145 mm 155 mm
Finishing	Satin / Linen Satin / Linen



STANDARD Series

UKINOX

ST 800.600.20

MONOBLOCK

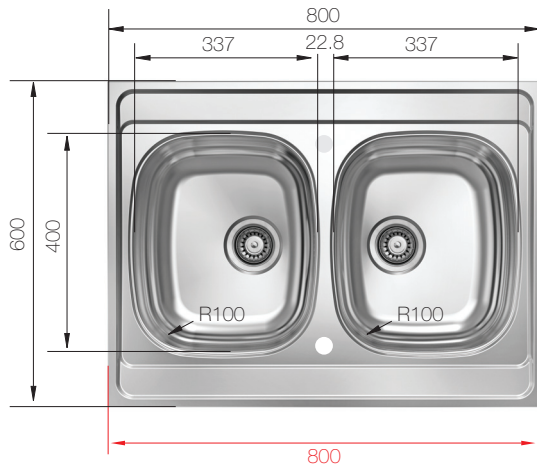
Cutout size: Template provided



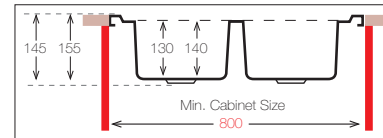
Out set



Min.
Cabinet Size



Bowl Size	337 mm x 400 mm	337 mm x 400 mm
Thickness	0.50 mm	0.60 mm
Sink Depth	145 mm	155 mm
Finishing	Satin / Linen	Satin / Linen



ST 1200.600.20

MONOBLOCK


Cutout size: Template provided



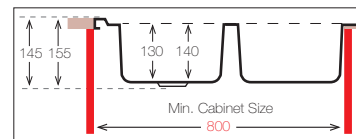
Out set



Min.
Cabinet Size



Bowl Size	337 mm x 400 mm	337 mm x 400 mm
Thickness	0.50 mm	0.60 mm
Sink Depth	145 mm	155 mm
Finishing	Satin / Linen	Satin / Linen
Ideal Tabs	Page 200	
Cut-Out Size	Details Provided	



Left

Right



ST

SB 32.35

S-700 K

S-700 15

S-805



UNDERMOUNT Series



D 180



D 376



MN 360.50.50



D 500 / R50



D 210



D 377



MN 375.60.40



D 500 ECO/ R75



D 265



D 420



MN 445.70.30



D 340.50.50 / R50



D 328



D 537



EDD 360.50.50



D 400.50.50 / R50



D 345



D 556



EDD 375.60.40



D 346



D 723



D 340 / R50



D 360



D 340.70.30



D 400 / R50



D 370



MN 346.80.20



D 450 / R50



DS 370



MN 337.50.50



D 450 eco / R75



UNDERMOUNT Series

UKINOX

D 180

PRESS SINKS

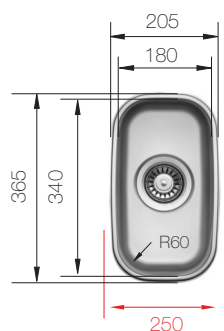
Cutout size: Template provided



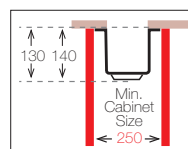
Undermount



Min.
Cabinet Size



Bowl Size	180 mm x 340 mm	
Thickness	0.60 mm	0.70 mm
Sink Depth	130 mm	140 mm
Finishing	Satin / Linen	Polished / Linen



D 210

PRESS SINKS

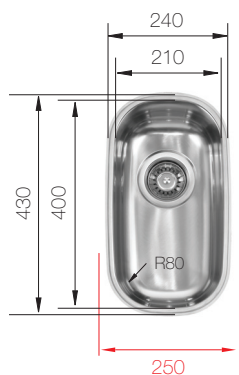
Cutout size: Template provided



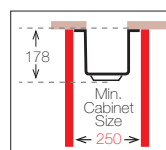
Undermount



Min.
Cabinet Size



Bowl Size	210 mm x 400 mm	
Thickness	1 mm	
Sink Depth	178 mm	
Finishing	Polished	



D 265

PRESS SINKS

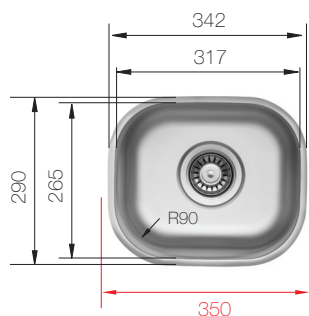
Cutout size: Template provided



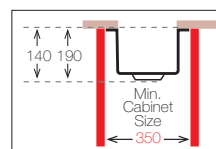
Undermount



Min.
Cabinet Size



Bowl Size	265 mm x 317 mm	
Thickness	0.70 mm	1 mm
Sink Depth	140 mm	190 mm
Finishing	Polished	Polished



D 328

PRESS SINKS

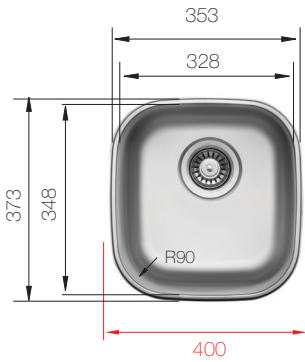
Cutout size: Template provided



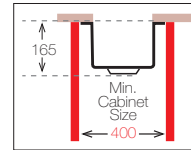
Undermount



Min.
Cabinet Size



Bowl Size	328 mm x 348 mm
Thickness	0.70 mm
Sink Depth	165 mm
Finishing	Polished / Linen



D 345

PRESS SINKS

Cutout size: Template provided



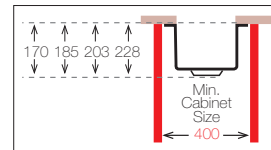
Undermount



Min.
Cabinet Size



Bowl Size	345 mm x 400 mm			
Thickness	0.60 mm	0.70 mm	1 mm	1 mm
Sink Depth	170 mm	185 mm	203 mm	228 mm
Finishing	Satin / Linen	Polished / Linen	Polished	Polished



D 346

PRESS SINKS

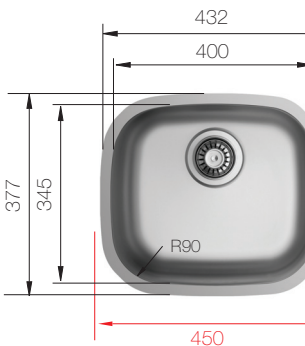
Cutout size: Template provided



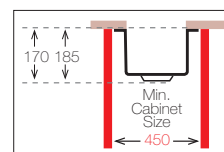
Undermount



Min.
Cabinet Size



Bowl Size	400 mm x 345 mm	
Thickness	0.60 mm	0.70 mm
Sink Depth	170 mm	185 mm
Finishing	Satin / Linen	Polished / Linen



H004

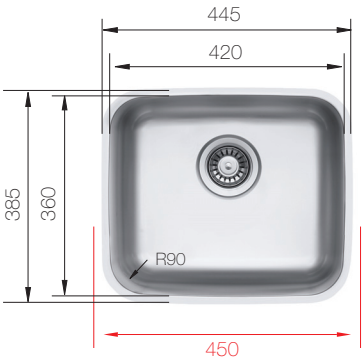
S-905



D 360

PRESS SINKS

Cutout size: Template provided

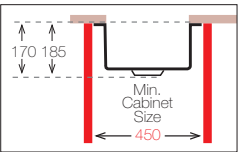


Undermount



Min.
Cabinet Size

Bowl Size	420 mm x 360 mm	
Thickness	0.60 mm	0.70 mm
Sink Depth	170 mm	185 mm
Finishing	Satin / Linen	Polished / Linen



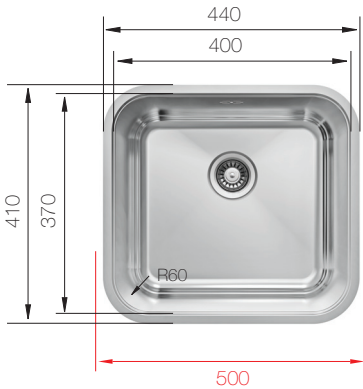
D 370

PRESS SINKS

DS 370

PRESS SINKS

Cutout size: Template provided

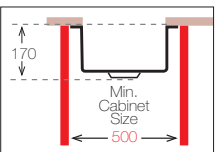


Undermount



Min.
Cabinet Size

Bowl Size	400 mm x 370 mm	
Thickness	0.70 mm	
Sink Depth	170 mm	
Finishing	Polished / Linen	



**PRESSED WASTE KIT HOLE
IS INTEGRATE**
In Stainless Steel Kitchen Sinks KIND



UNDERMOUNT Series

UKINOX

D 376

PRESS SINKS

Cutout size: Template provided



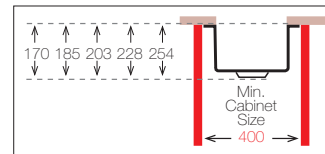
Undermount



Min.
Cabinet Size



Bowl Size	376 mm x 470 mm				
Thickness	0.60 mm	0.70 mm	1 mm	1 mm	1.2 mm
Sink Depth	170 mm	185 mm	203 mm	228 mm	254 mm
Finishing	Satin	Polished	Polished	Polished	Polished



D 377

PRESS SINKS

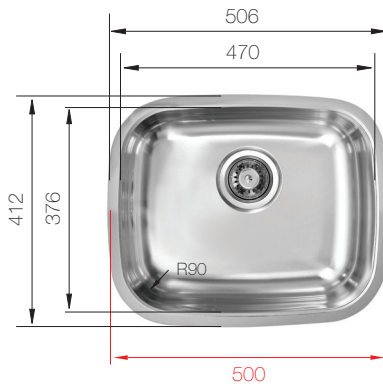
Cutout size: Template provided



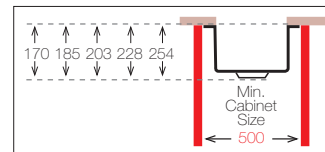
Undermount



Min.
Cabinet Size



Bowl Size	376 mm x 470 mm				
Thickness	0.60 mm	0.70 mm	1 mm	1 mm	1 mm
Sink Depth	170 mm	185 mm	203 mm	228 mm	254 mm
Finishing	Satin	Polished	Polished	Polished	Polished



D 420

PRESS SINKS

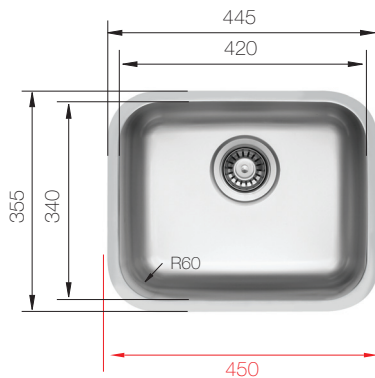
Cutout size: Template provided



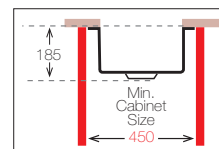
Undermount



Min.
Cabinet Size



Bowl Size	420 mm x 340 mm	
Thickness	0.80 mm	
Sink Depth	185 mm	
Finishing	Polished / Linen	



UND

H004

S-905



UNDERMOUNT Series

UKINOX

D 537

PRESS SINKS

Cutout size: Template provided



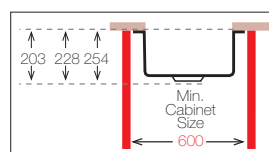
Undermount



Min.
Cabinet Size



Bowl Size	537 mm x 487 mm		
Thickness	0.80 mm	1 mm	1.2 mm
Sink Depth	203 mm	228 mm	254 mm
Finishing	Polished	Polished	Polished



D 556

PRESS SINKS

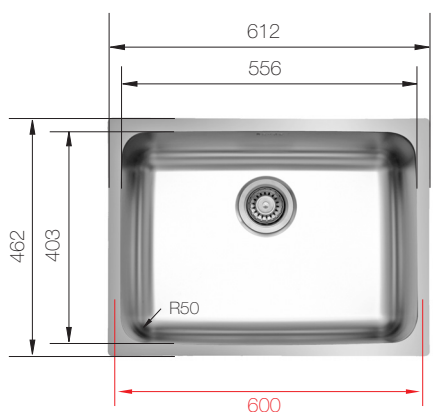
Cutout size: Template provided



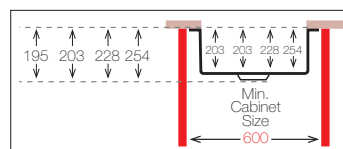
Undermount



Min.
Cabinet Size



Bowl Size	556 mm x 403 mm		
Thickness	0.80 mm	1 mm	1.2 mm
Sink Depth	195 mm	203 mm	228 mm
Finishing	Polished	Polished	Polished



D 723

PRESS SINKS

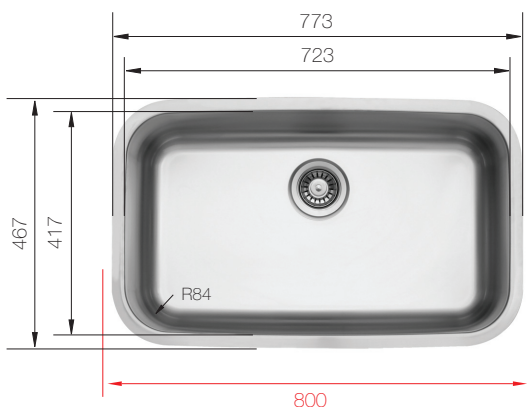
Cutout size: Template provided



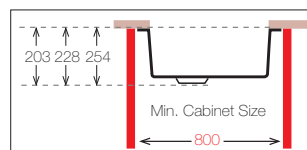
Undermount



Min.
Cabinet Size



Bowl Size	723 mm x 417 mm		
Thickness	0.80 mm	1 mm	1.2 mm
Sink Depth	203 mm	228 mm	254 mm
Finishing	Polished	Polished	Polished




UNDERMOUNT Series



D 340.70.30

PRESS SINKS-WELDED



Cutout size: Template provided

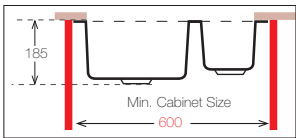


Undermount



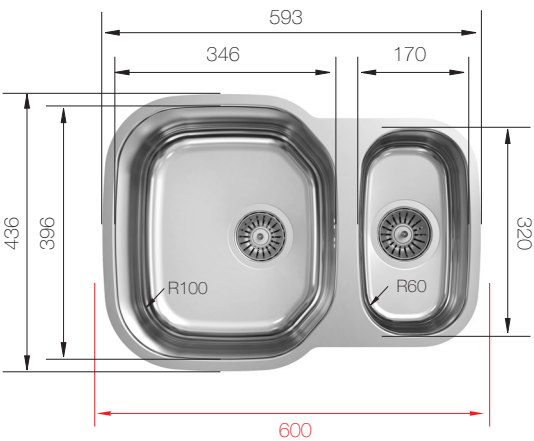
Min.
Cabinet Size

Bowl Size	340 mm x 420 mm
	180 mm x 340 mm
Thickness	0.70 mm
Sink Depth	185 mm
Finishing	Polished / Linen



MN 346.80.20

PRESS SINKS-WELDED



Cutout size: Template provided

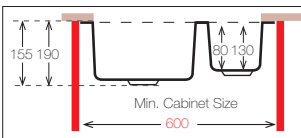


Undermount



Min.
Cabinet Size

Bowl Size	346 mm x 396 mm
	170 mm x 320 mm
Thickness	0.60 mm 0.80 mm
Sink Depth	155 mm 190 mm
Finishing	Satin Polished



H004



S-905



S-805



UNDERMOUNT Series Double Bowl Sinks

UKINOX

MN 337.50.50

MONOBLOCK

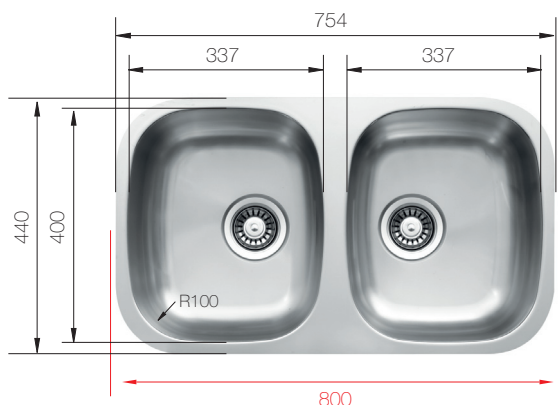
Cutout size: Template provided



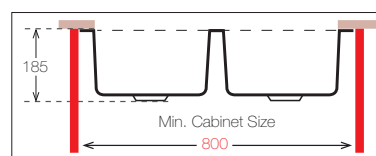
Undermount



Min.
Cabinet Size



Bowl Size	337 mm x 400 mm
Thickness	337 mm x 400 mm
Sink Depth	0.80 mm
Finishing	185 mm
	Polished



MN 360.50.50

MONOBLOCK

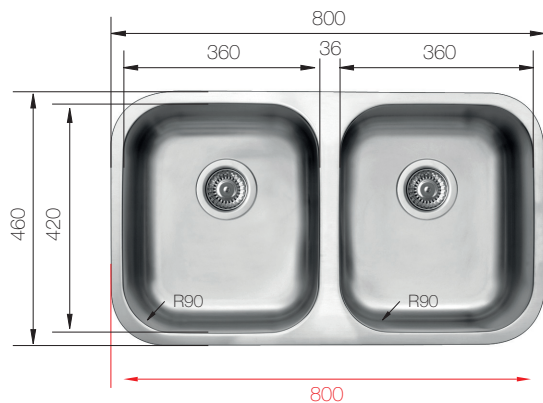
Cutout size: Template provided



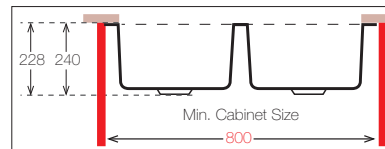
Undermount



Min.
Cabinet Size



Bowl Size	360 mm x 420 mm
Thickness	360 mm x 420 mm
Sink Depth	1 mm
Finishing	228 mm
	240 mm
	Polished
	Polished



MN 375.60.40

MONOBLOCK


Cutout size: Template provided



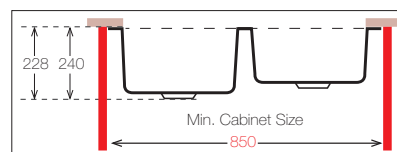
Undermount



Min.
Cabinet Size



Bowl Size	375 mm x 470 mm
Thickness	345 mm x 405 mm
Sink Depth	1 mm
Finishing	228 mm
	240 mm
	Polished
	Polished



UNDERMOUNT Series Double Bowl Sinks

UKINOX

MN 445.70.30

MONOBLOCK

Cutout size: Template provided



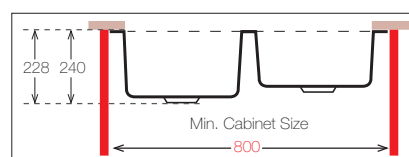
Undermount



Min.
Cabinet Size



Bowl Size	445 mm x 470 mm	270 mm x 405 mm
Thickness	1 mm	1.2 mm
Sink Depth	228 mm	240 mm
Finishing	Polished	Polished



EDD 360.50.50

MONOBLOCK

Cutout size: Template provided

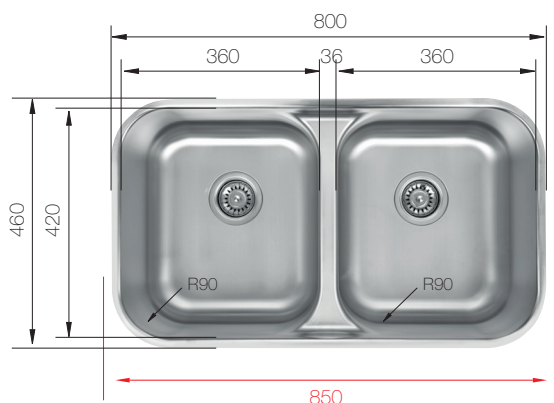


Undermount

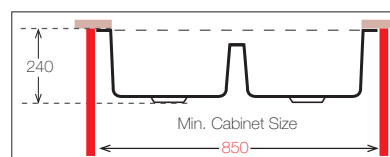


Min.
Cabinet Size

Double Bowl Sinks With Low Divider



Bowl Size	360 mm x 420 mm	360 mm x 420 mm
Thickness	1.2 mm	
Sink Depth	240 mm	
Finishing	Polished	



EDD 375.60.40

MONOBLOCK

Cutout size: Template provided




Undermount

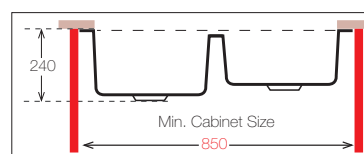


Min.
Cabinet Size

Double Bowl Sinks With Low Divider



Bowl Size	375 mm x 470 mm	345 mm x 405 mm
Thickness	1.2 mm	
Sink Depth	240 mm	
Finishing	Polished	



UND

H004

S-905

S-805



UNDERMOUNT Series / R50



D 340 / R50

PRESS SINKS

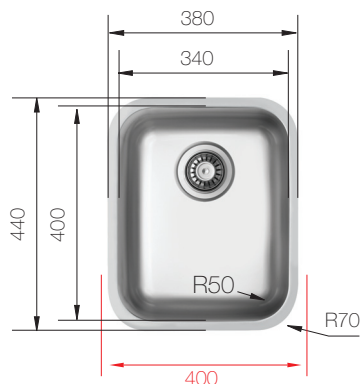
Cutout size: Template provided



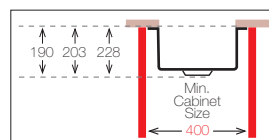
Undermount



Min.
Cabinet Size



Bowl Size	340 mm x 400 mm		
Thickness	0.80 mm	1 mm	1.2 mm
Sink Depth	190 mm	203 mm	228 mm
Finishing	Polished	Polished	Polished



D 400 / R50

PRESS SINKS

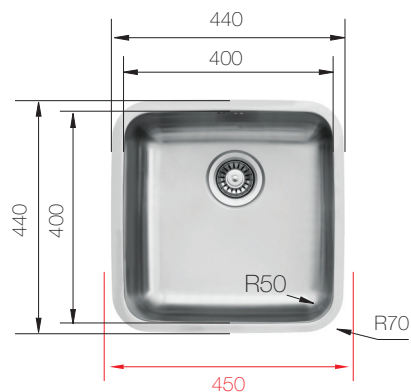
Cutout size: Template provided



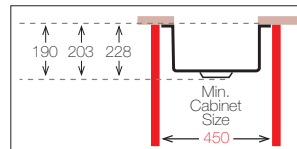
Undermount



Min.
Cabinet Size



Bowl Size	400 mm x 400 mm		
Thickness	0.80 mm	1 mm	1 mm
Sink Depth	190 mm	203 mm	228 mm
Finishing	Polished	Polished	Polished



D 450 / R50

D 450 eco / R75

Cutout size: Template provided

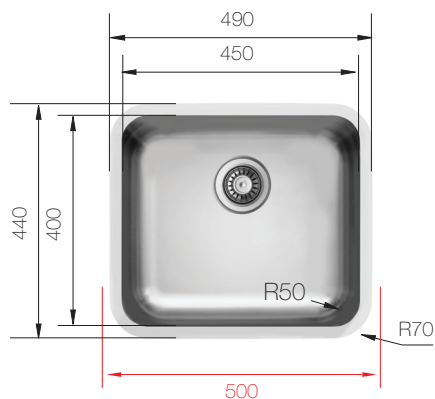


Undermount

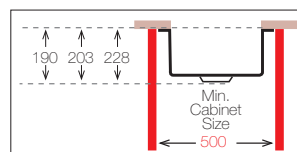


Min.
Cabinet Size

PRESS SINKS



Bowl Size	450 mm x 400 mm			eco
Thickness	0.80 mm	1 mm	1.2 mm	0.60 mm
Sink Depth	190 mm	203 mm	228 mm	170 mm
Finishing	Polished	Polished	Polished	Satin



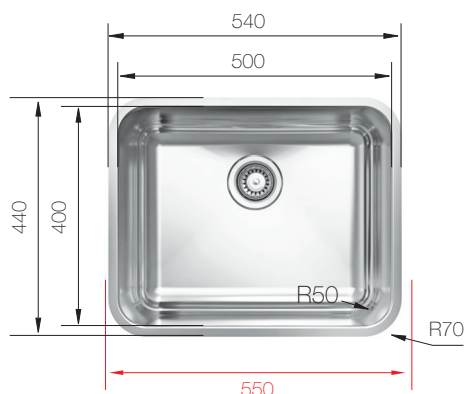
UNDERMOUNT Series / R50

UKINOX

D 500 / R50 D 500 ECO / R75

Cutout size: Template provided

PRESS SINKS-WELDED

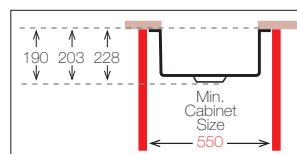


Undermount



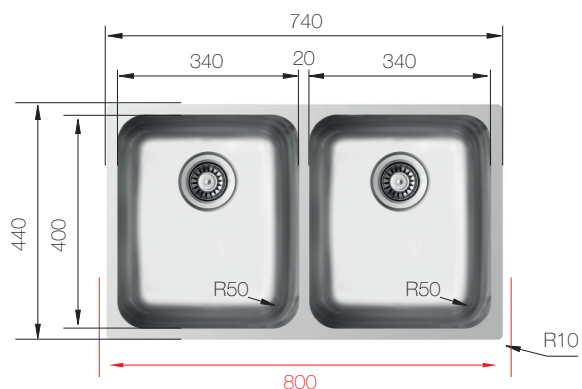
Min.
Cabinet Size

Bowl Size	500 mm x 400 mm		
Thickness	0.80 mm	1 mm	1 mm
Sink Depth	190 mm	203 mm	228 mm
Finishing	Polished	Polished	Polished



D 340.50.50 / R50 PRESS SINKS-WELDED

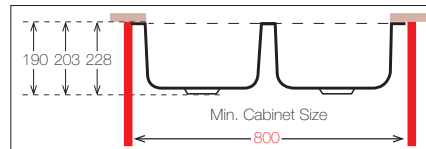
Cutout size: Template provided



Undermount

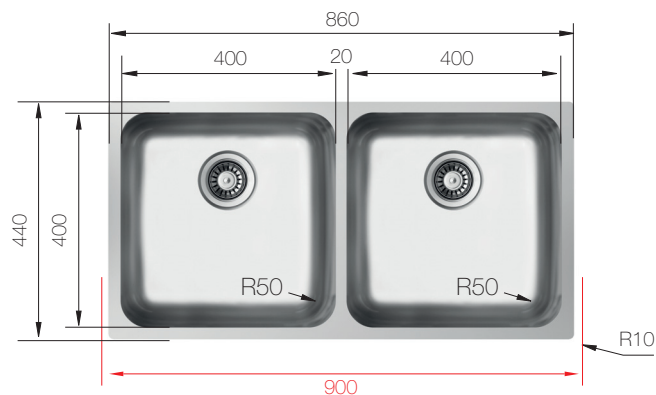
Min.
Cabinet Size

Bowl Size	340 mm x 400 mm		
Thickness	0.80 mm	1 mm	1.2 mm
Sink Depth	190 mm	203 mm	228 mm
Finishing	Polished	Polished	Polished



D 400.50.50 / R50 PRESS SINKS-WELDED

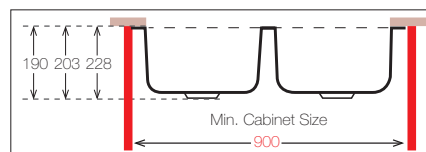
Cutout size: Template provided



Undermount

Min.
Cabinet Size

Bowl Size	400 mm x 400 mm		
Thickness	0.80 mm	1 mm	1.2 mm
Sink Depth	190 mm	203 mm	228 mm
Finishing	Polished	Polished	Polished



H004

S-905

S-805



UNIVERSAL Series



UN 446

UNT 446

UN 345

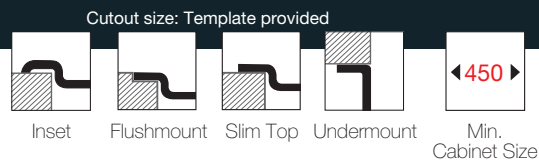
UN 376

UN 377

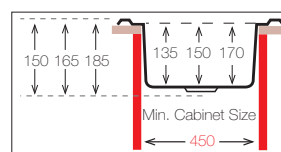
UN 610

UN 446

PRESS SINKS-WELDED

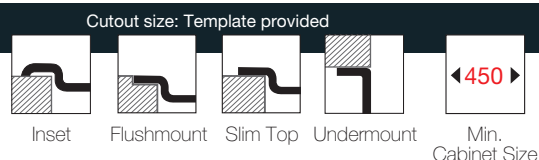
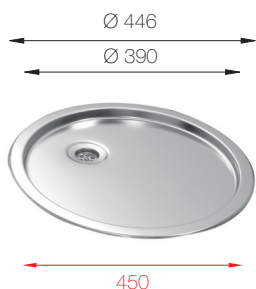


Bowl Size	Ø 390 mm		
Thickness	0.50 mm	0.60 mm	0.70 mm
Sink Depth	150 mm	165 mm	185 mm
Finishing	Satin / Linen	Satin / Linen	Polished / Linen

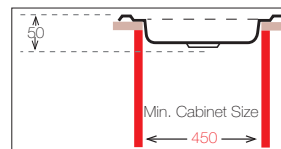


UNT 446

PRESS SINKS-WELDED




Bowl Size	Ø 390 mm
Thickness	0.50 mm
Sink Depth	50 mm
Finishing	Satin

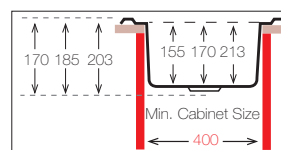


UN 345

PRESS SINKS-WELDED



Bowl Size	345 mm x 400 mm		
Thickness	0.60 mm	0.70 mm	1 mm
Sink Depth	170 mm	185 mm	203 mm
Finishing	Satin	Polished	Polished



UN 376

PRESS SINKS

Cutout size: Template provided



Inset



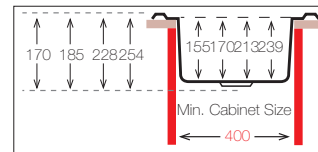
Undermount



Min.
Cabinet Size



Bowl Size	376 mm x 470 mm			
Thickness	0.60 mm	0.70 mm	1 mm	1 mm
Sink Depth	170 mm	185 mm	228 mm	254 mm
Finishing	Satin	Polished	Polished	Polished



UN 377

PRESS SINKS

Cutout size: Template provided



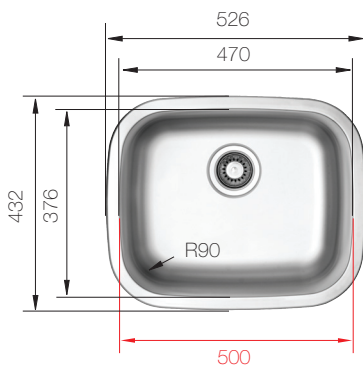
Inset



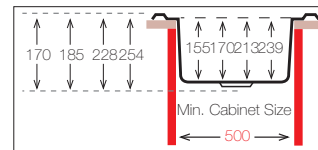
Undermount



Min.
Cabinet Size



Bowl Size	470 mm x 376 mm			
Thickness	0.60 mm	0.70 mm	1 mm	1 mm
Sink Depth	170 mm	185 mm	228 mm	254 mm
Finishing	Satin	Polished	Polished	Polished



UN 610

PRESS SINKS

Cutout size: Template provided



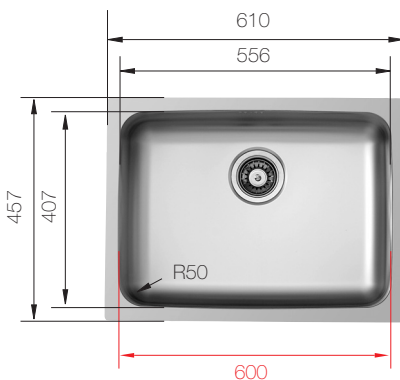
Inset



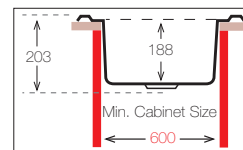
Undermount



Min.
Cabinet Size



Bowl Size	556 mm x 407 mm			
Thickness	0.80 mm			
Sink Depth	203 mm			
Finishing	Polished			



H004

S-905



UN

D Series



D 760

DXT 780

DXT 840

D 715

DX 800

D 760

PRESS SINKS

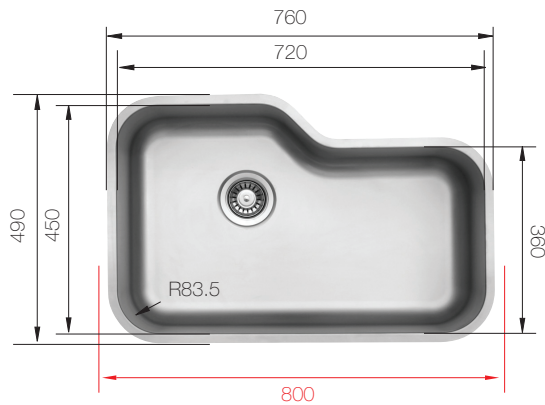
Cutout size: Template provided



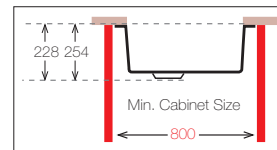
Undermount



Min.
Cabinet Size



Bowl Size	720 mm x 450 mm	
Thickness	1 mm	1.2 mm
Sink Depth	228 mm	254 mm
Finishing	Polished	Polished



DXT 780

PRESS SINKS

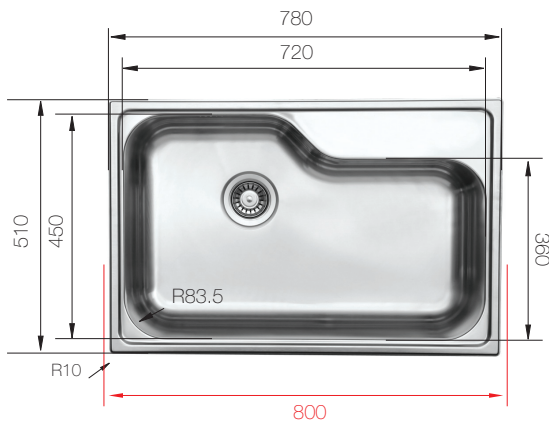
Cutout size: Template provided



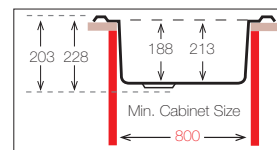
Inset



Min.
Cabinet Size



Bowl Size	720 mm x 450 mm	
Thickness	0.80 mm	1 mm
Sink Depth	203 mm	228 mm
Finishing	Polished	Polished



DXT 840

PRESS SINKS

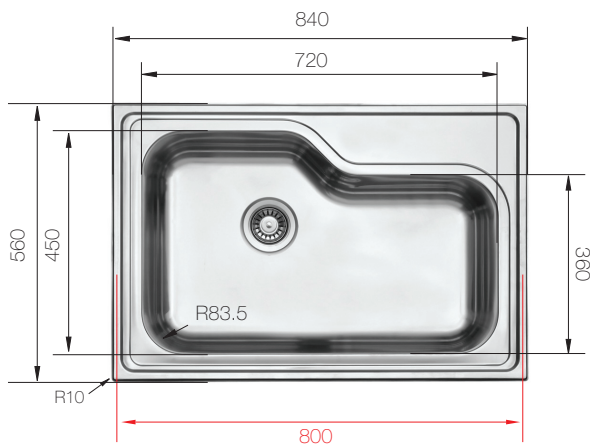
Cutout size: Template provided



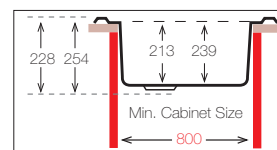
Inset



Min.
Cabinet Size



Bowl Size	720 mm x 450 mm	
Thickness	1 mm	1.2 mm
Sink Depth	228 mm	254 mm
Finishing	Polished	Polished



D 715

PRESS SINKS

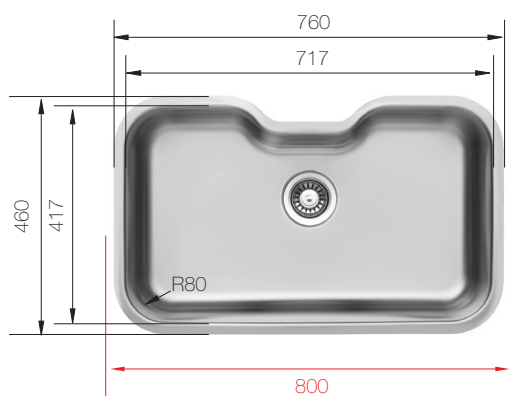
Cutout size: Template provided



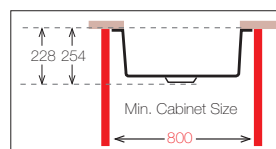
Undermount



Min.
Cabinet Size



Bowl Size	717 mm x 417 mm	
Thickness	1 mm	1.2 mm
Sink Depth	228 mm	254 mm
Finishing	Polished	Polished



DX 800

PRESS SINKS

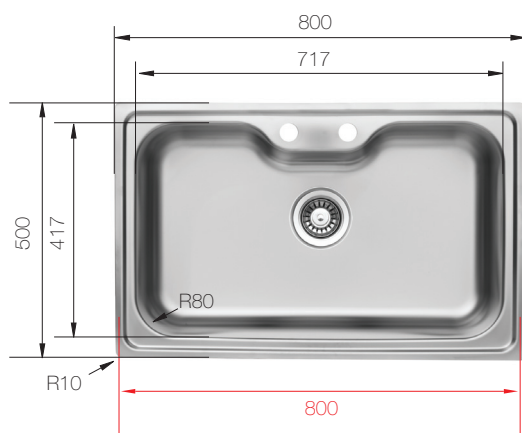
Cutout size: Template provided



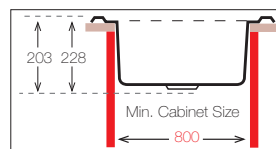
Inset



Min.
Cabinet Size



Bowl Size	717 mm x 417 mm	
Thickness	0.80 mm	1 mm
Sink Depth	203 mm	228 mm
Finishing	Polished	Polished



BR 55.40



SB 41.24



H004



S-905



S-905 P



LAVATORY Series



L 330

L 370

L 435

L 400

LX 340

L 610 Laundry

L 330

PRESS SINKS

Cutout size: Template provided

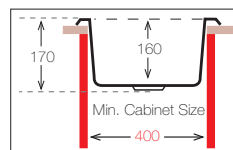


Inset



Min.
Cabinet Size

Bowl Size	Ø 330 mm
Thickness	1 mm
Sink Depth	170 mm
Finishing	Polished



L 370

PRESS SINKS

Cutout size: Template provided

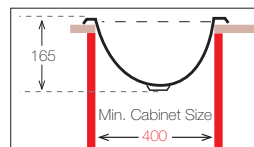


Inset



Min.
Cabinet Size

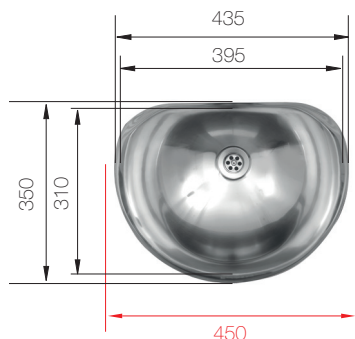
Bowl Size	Ø 330 mm
Thickness	1 mm
Sink Depth	165 mm
Finishing	Polished



L 435

PRESS SINKS

Cutout size: Template provided

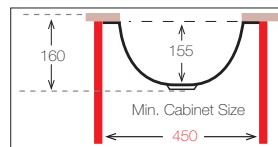


Undermount



Min.
Cabinet Size

Bowl Size	395 mm x 310 mm
Thickness	1 mm
Sink Depth	160 mm
Finishing	Polished



L 400

PRESS SINKS

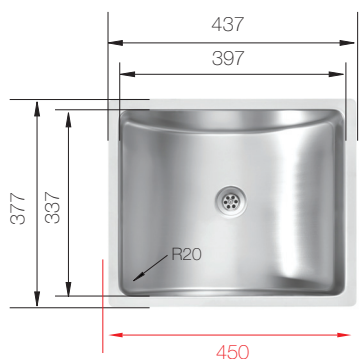
Cutout size: Template provided



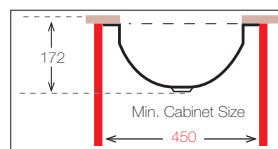
Undermount



Min.
Cabinet Size



Bowl Size	397 mm x 337 mm
Thickness	1 mm
Sink Depth	172 mm
Finishing	Polished



LX 340

PRESS SINKS

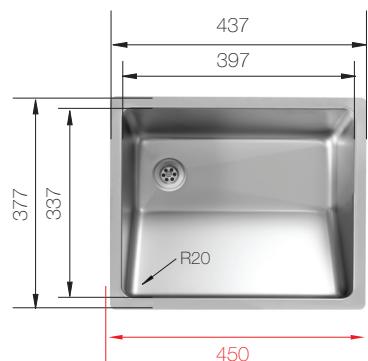
Cutout size: Template provided



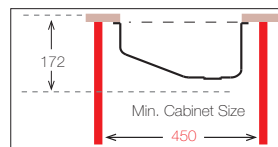
Undermount



Min.
Cabinet Size



Bowl Size	397 mm x 337 mm
Thickness	1 mm
Sink Depth	172 mm
Finishing	Polished



L 610 Laundry

PRESS SINKS

Cutout size: Template provided



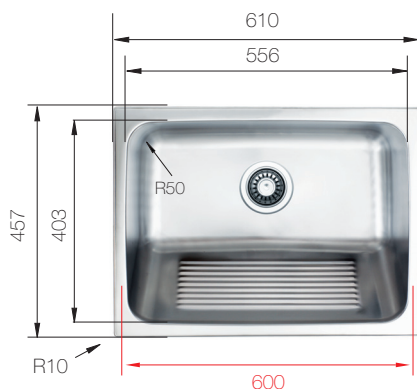
Inset



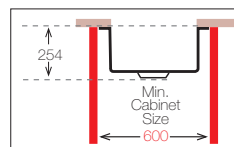
Undermount



Min.
Cabinet Size



Bowl Size	556 mm x 403 mm
Thickness	1.2 mm
Sink Depth	254 mm
Finishing	Polished



H004

S-905

S-700 K



GLASS Series



GS 500.500 W



GS 950.500.15 B



GS 500.500 B



GS 860.500 W



GS 550.530 W



GS 860.500 B



GS 550.530 B



GS 1000.500.15 W



GS 780.500 W



GS 1000.500.15 B



GS 780.500 B



GS 1160.500.20 B



GS 860.510 W



GS 860.510 B



GS 860.510 B



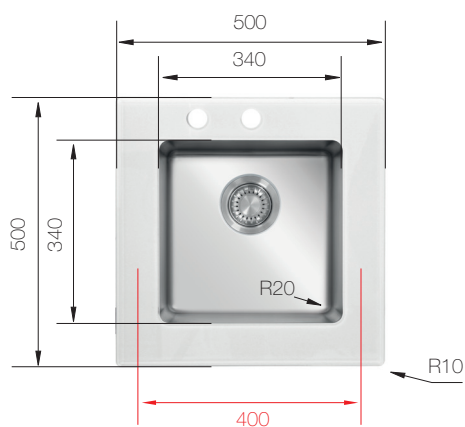
GS 950.500.15 B



GS 950.500.15 W



GS 500.500 W Diamond



Cutout size: Template provided

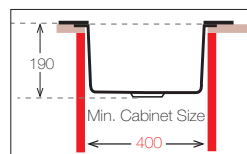


Inset

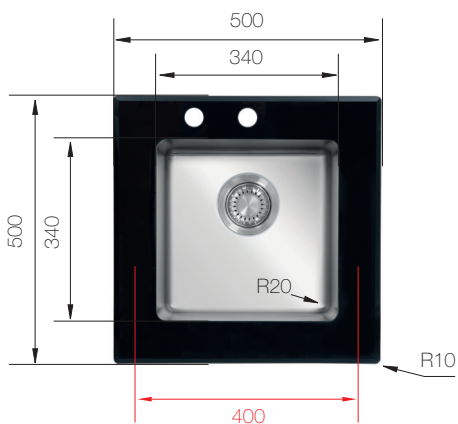


Min.
Cabinet Size

Bowl Size	340 mm x 340 mm
Thickness	1 mm
Sink Depth	190 mm
Finishing	Polished



GS 500.500 B Diamond



Cutout size: Template provided

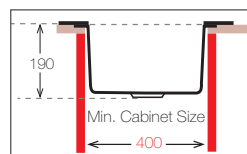


Inset

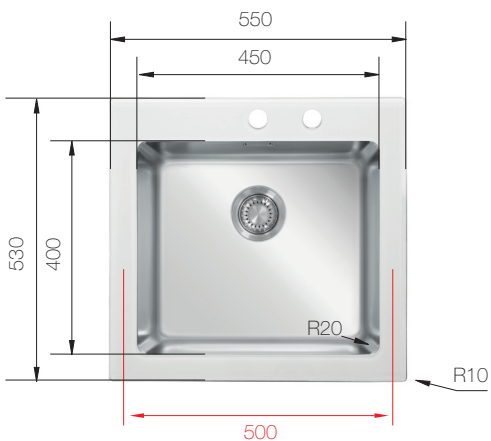


Min.
Cabinet Size

Bowl Size	340 mm x 340 mm
Thickness	1 mm
Sink Depth	190 mm
Finishing	Polished



GS 550.530 W Diamond



Cutout size: Template provided

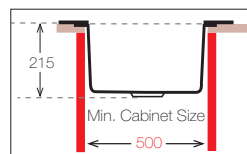


Inset




Min.
Cabinet Size

Bowl Size	450 mm x 400 mm
Thickness	1 mm
Sink Depth	215 mm
Finishing	Polished



GS 550.530 B Diamond



Cutout size: Template provided

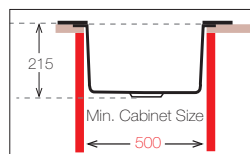


Inset

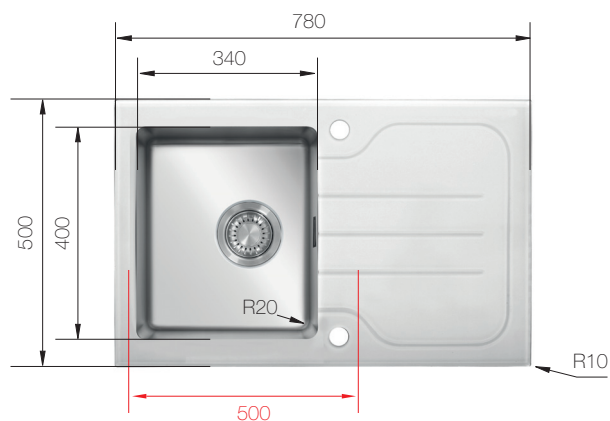


Min.
Cabinet Size

Bowl Size	450 mm x 400 mm
Thickness	1 mm
Sink Depth	215 mm
Finishing	Polished



GS 780.500 W Diamond



Cutout size: Template provided

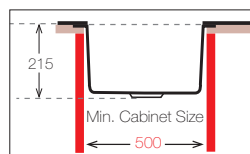


Inset



Min.
Cabinet Size

Bowl Size	340 mm x 400 mm
Thickness	1 mm
Sink Depth	215 mm
Finishing	Polished

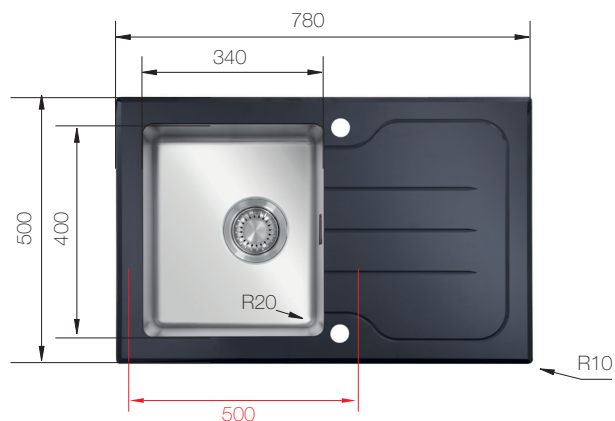


Left



Right

GS 780.500 B Diamond



Cutout size: Template provided

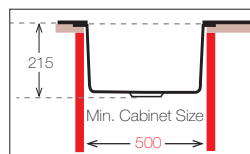


Inset



Min.
Cabinet Size

Bowl Size	340 mm x 400 mm
Thickness	1 mm
Sink Depth	215 mm
Finishing	Polished



Left



Right

CS 16.39



CS 20.42



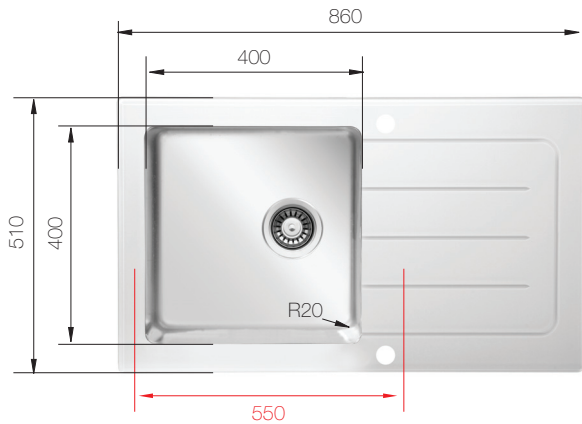
S-905 P



SQ-905 P



GS 860.510 W Diamond



Cutout size: Template provided

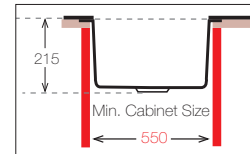


Inset



Min.
Cabinet Size

Bowl Size	400 mm x 400 mm
Thickness	1 mm
Sink Depth	215 mm
Finishing	Polished

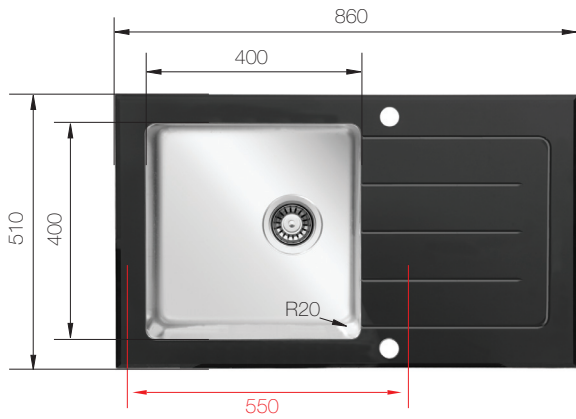


Left



Right

GS 860.510 B Diamond



Cutout size: Template provided

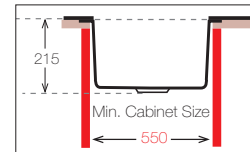


Inset



Min.
Cabinet Size

Bowl Size	400 mm x 400 mm
Thickness	1 mm
Sink Depth	215 mm
Finishing	Polished



Left



Right

GS 950.500.15 W Diamond



Cutout size: Template provided

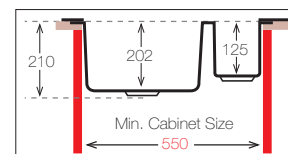


Inset



Min.
Cabinet Size

Bowl Size	360 mm x 400 mm
	160 mm x 300 mm
Thickness	1 mm
Sink Depth	210 mm
Finishing	Polished

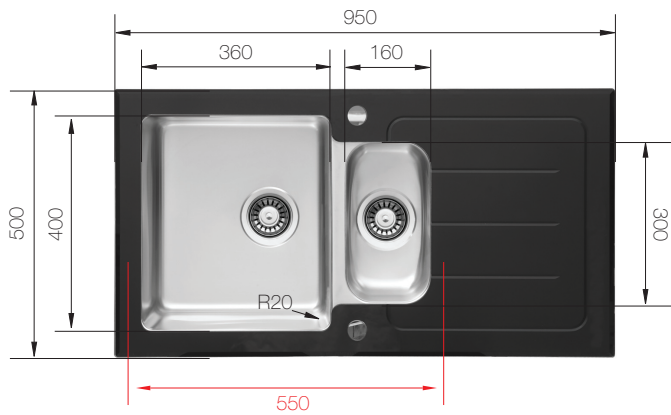


Left



Right

GS 950.500.15 B Diamond



Cutout size: Template provided

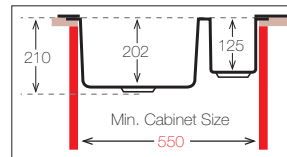


Inset



Min.
Cabinet Size

Bowl Size	360 mm x 400 mm
Thickness	1 mm
Sink Depth	210 mm
Finishing	Polished

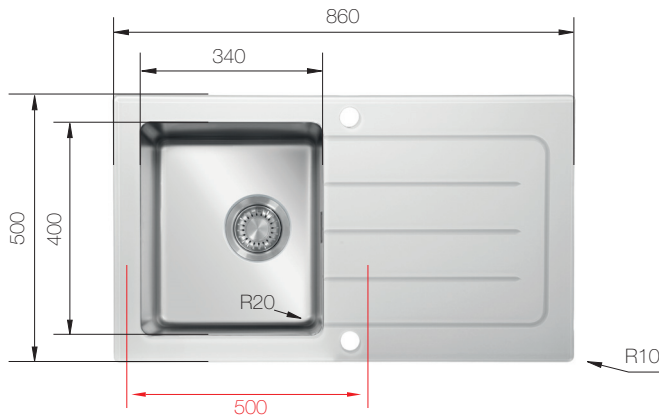


Left



Right

GS 860.500 W Crystal



Cutout size: Template provided

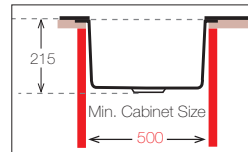


Inset



Min.
Cabinet Size

Bowl Size	340 mm x 400 mm
Thickness	1 mm
Sink Depth	215 mm
Finishing	Polished



Left



Right

GS 860.500 B Crystal



Cutout size: Template provided

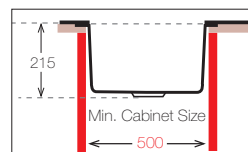


Inset



Min.
Cabinet Size

Bowl Size	340 mm x 400 mm
Thickness	1 mm
Sink Depth	215 mm
Finishing	Polished



CS 16.39



CS 20.42



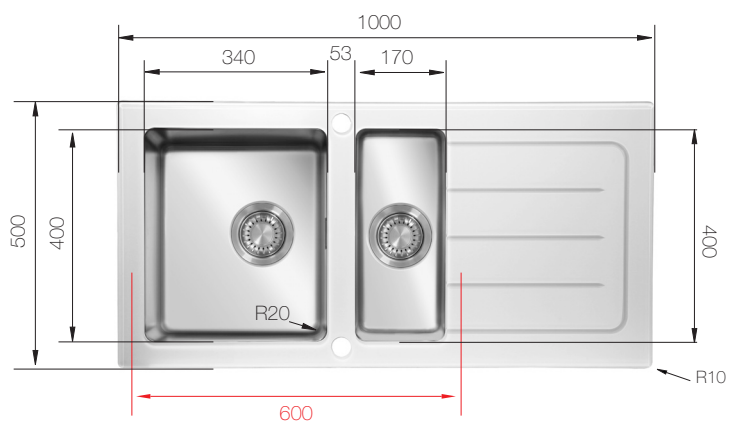
S-905 P



S-805 P



GS 1000.500.15 W Crystal



Cutout size: Template provided

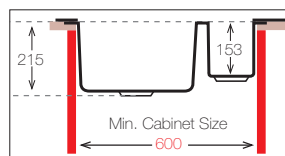


Inset



Min.
Cabinet Size

Bowl Size	340 mm x 400 mm 170 mm x 400 mm
Thickness	1 mm
Sink Depth	215 mm
Finishing	Polished

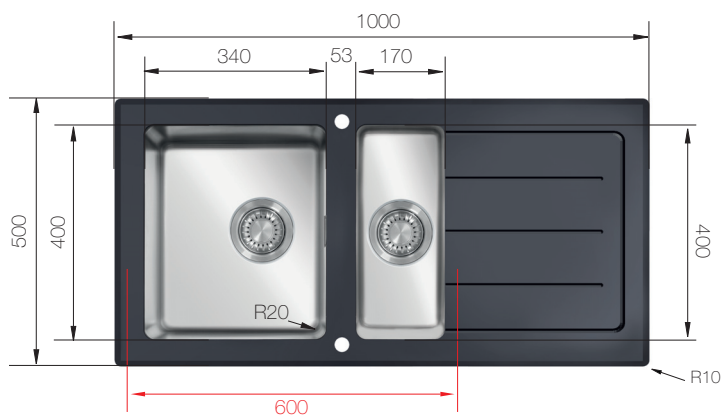


Left



Right

GS 1000.500.15 B Crystal



Cutout size: Template provided

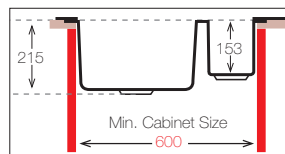


Inset



Min.
Cabinet Size

Bowl Size	340 mm x 400 mm 170 mm x 400 mm
Thickness	1 mm
Sink Depth	215 mm
Finishing	Polished

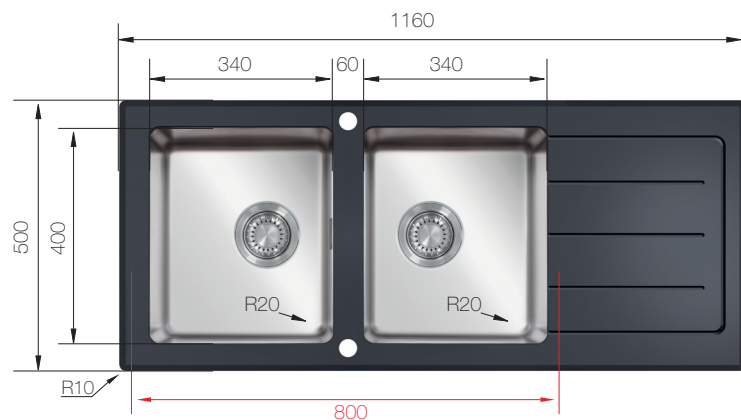


Left



Right

GS 1160.500.20 B Crystal



Cutout size: Template provided

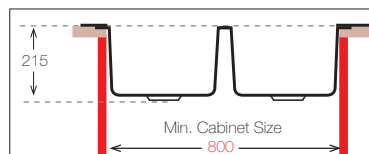


Inset



Min.
Cabinet Size

Bowl Size	340 mm x 400 mm 340 mm x 400 mm
Thickness	1 mm
Sink Depth	215 mm
Finishing	Polished

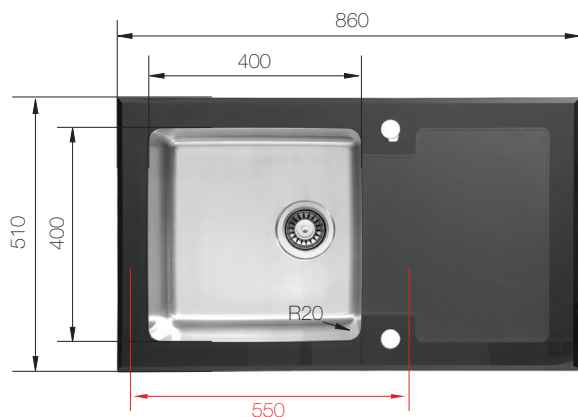


Left



Right

GS 860.510 B Silky



Cutout size: Template provided

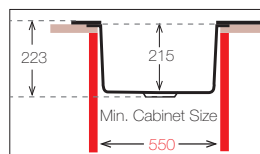


Inset



Min.
Cabinet Size

Bowl Size	400 mm x 400 mm
Thickness	1 mm
Sink Depth	223 mm
Finishing	Polished




Left



Right

GS 950.500.15 B Silky



Cutout size: Template provided

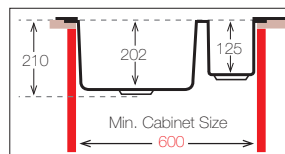


Inset



Min.
Cabinet Size

Bowl Size	360 mm x 400 mm
Thickness	160 mm x 300 mm
Thickness	1 mm
Sink Depth	210 mm
Finishing	Polished



Left



Right

CS 16.39



CS 20.42



S-905 P



S-805 P



GRANITE Series



ULS 510



LGT 960.500.15



ZRL 340



LGT 1000.500.15



ULS 615.500.15



CLS 400.500



ULS 780.500



CLS 740.460



ULS 780.500.15



CLS 560.510



ELG 780.500



CLS 1000.500



ULS 510



Cutout size: Template provided

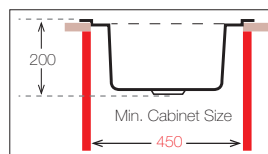


Inset



Min.
Cabinet Size

Bowl Size | 380 mm
Sink Depth | 200 mm
Finishing | Granite



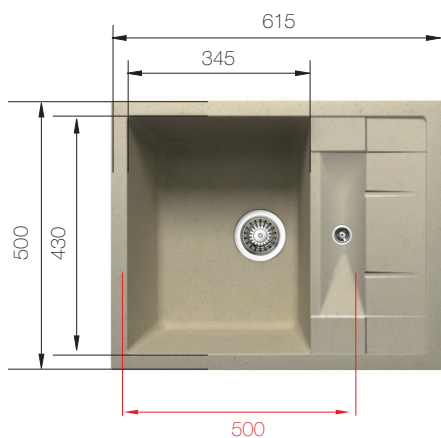
Onyx

Snova

Colorado

Grey

ULS 615.500



Cutout size: Template provided

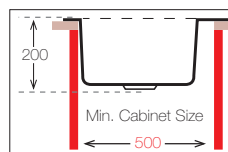


Inset



Min.
Cabinet Size

Bowl Size | 345 mm x 430 mm
Sink Depth | 200 mm
Finishing | Granite



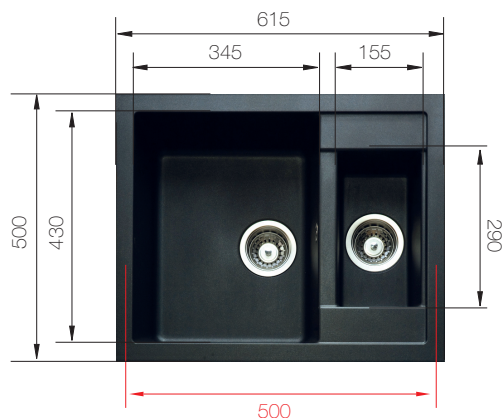
Onyx

Snova

Colorado

Grey

ULS 615.500.15



Cutout size: Template provided

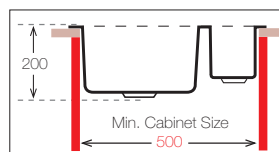


Inset



Min.
Cabinet Size

Bowl Size | 345 mm x 430 mm
Sink Depth | 155 mm x 290 mm
Finishing | Granite



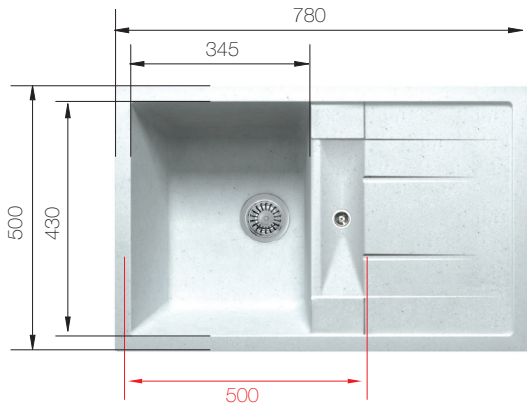
Onyx

Snova

Colorado

Grey

ULS 780.500



Cutout size: Template provided

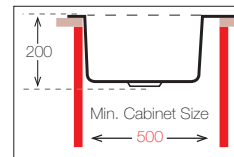


Inset



Min.
Cabinet Size

Bowl Size | 345 mm x 430 mm
Sink Depth | 200 mm
Finishing | Granite



Onyx



Snova




Colorado



Grey



ULS 780.500.15



Cutout size: Template provided

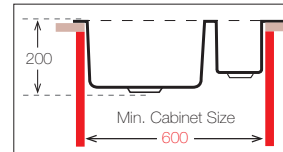


Inset



Min.
Cabinet Size

Bowl Size | 345 mm x 430 mm
Sink Depth | 155 mm x 290 mm
Finishing | Granite



Onyx



Snova



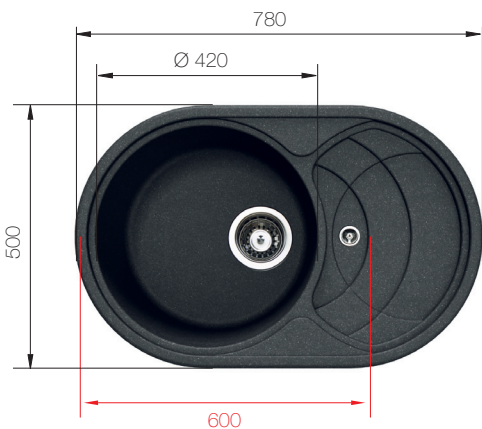
Colorado



Grey



ELG 780.500



Cutout size: Template provided

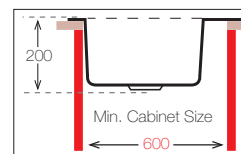


Inset



Min.
Cabinet Size

Bowl Size | Ø 420 mm
Sink Depth | 200 mm
Finishing | Granite




GSC 17.30



GSB 32.40



LGT 960.500.15


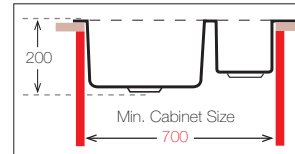


Inset




Min.
Cabinet Size

Bowl Size | 340 mm x 420 mm
Sink Depth | 235 mm x 255 mm
Finishing | 200 mm
Granite



LGT 1000.500.15


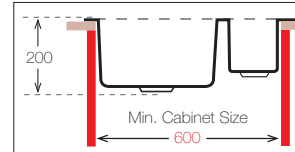


Inset

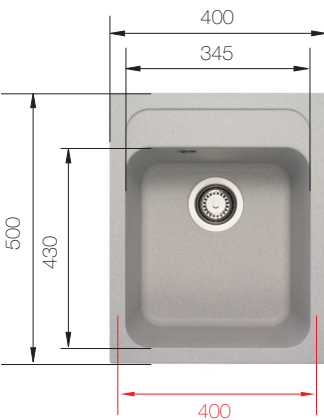


Min.
Cabinet Size

Bowl Size | 345 mm x 430 mm
Sink Depth | 155 mm x 290 mm
Finishing | 200 mm
Granite



CLS 400.500


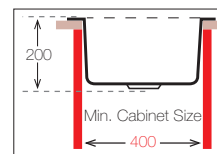


Inset

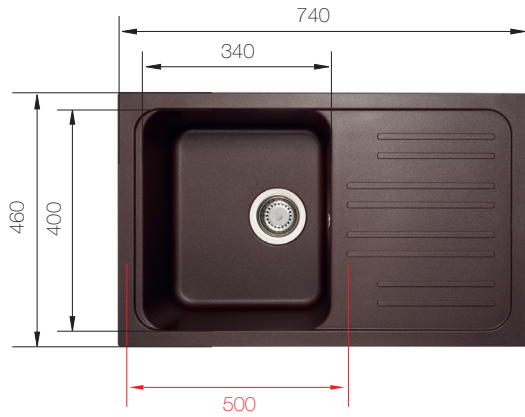


Min.
Cabinet Size

Bowl Size | 345 mm x 430 mm
Sink Depth | 200 mm
Finishing | Granite



CLS 740.460



Cutout size: Template provided

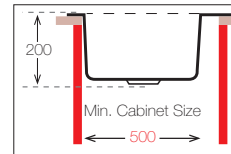


Inset



Min.
Cabinet Size

Bowl Size | 340 mm x 400 mm
Sink Depth | 200 mm
Finishing | Granite



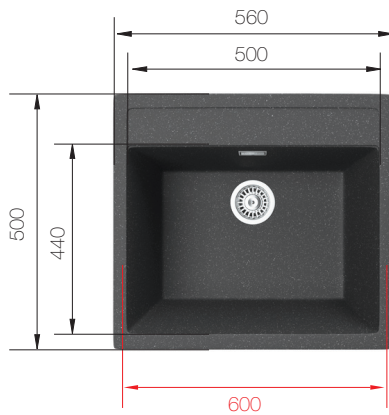
Onyx

Snova

Colorado

Grey

CLS 560.510



Cutout size: Template provided

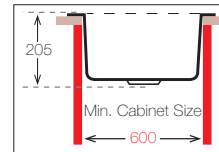


Inset



Min.
Cabinet Size

Bowl Size | 500 mm x 440 mm
Sink Depth | 205 mm
Finishing | Granite



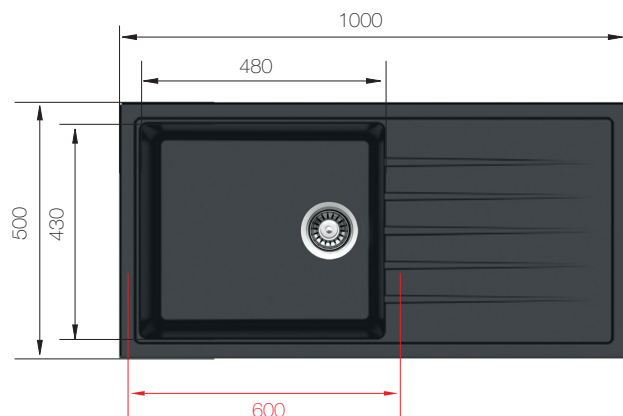
Onyx

Snova

Colorado

Grey

CLS 1000.500



Cutout size: Template provided

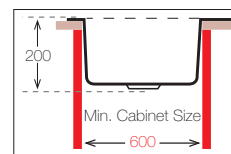


Inset



Min.
Cabinet Size

Bowl Size | 480 mm x 430 mm
Sink Depth | 200 mm
Finishing | Granite



Onyx

Snova

Colorado

Grey

GSC 17.30

GSB 32.40



ACCESSORIES





UD0001CR



UD0002CR



UD0011CR

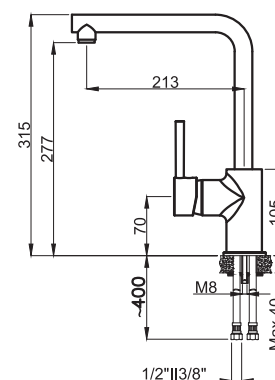


UD0022CR

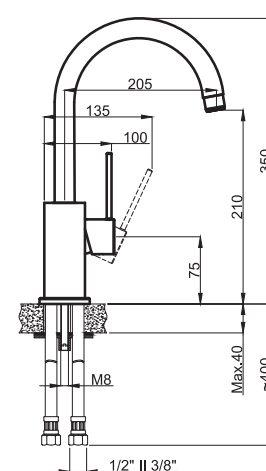


TPZ114CR

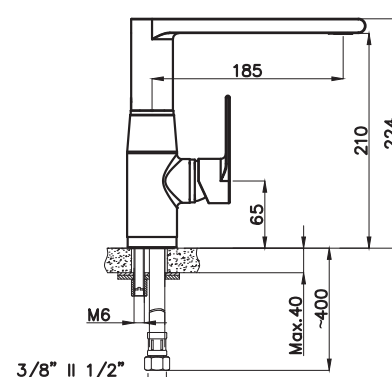
TEMPO



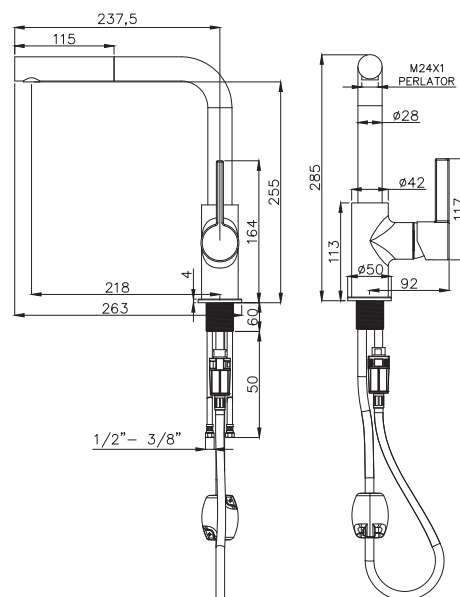
OCTAVE



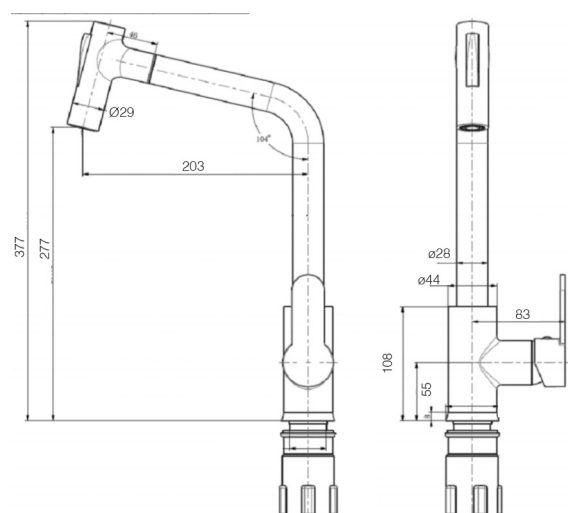
RUBATO



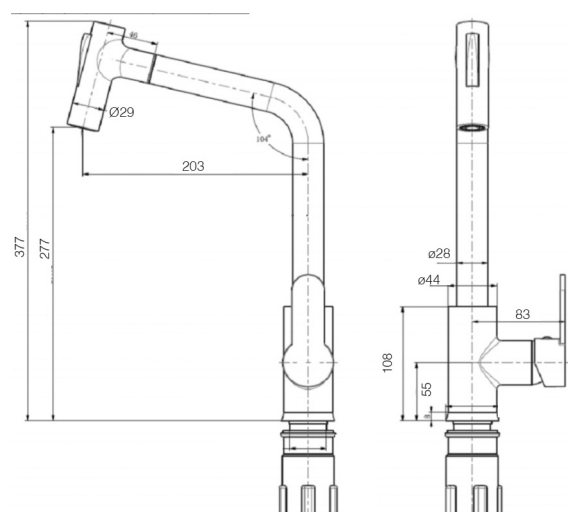
SAYRI



BONDO



BONDO onyx

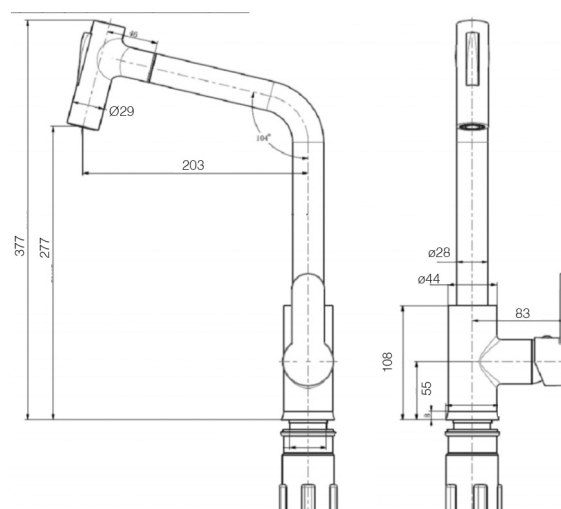


STAINLESS / GRANITE
STEEL

BONDO snova



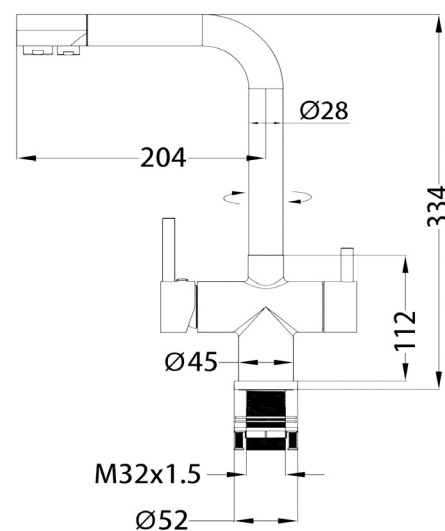
STAINLESS
STEEL / GRANITE



COSTA



STAINLESS
STEEL

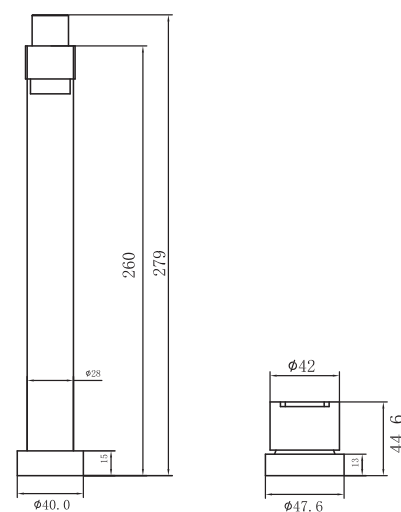


DIVER

304 Stainless Steel body & handle
Ceramic cartridge
WRAS certified water supply lines
Finishing: brushed nickel



STAINLESS
STEEL

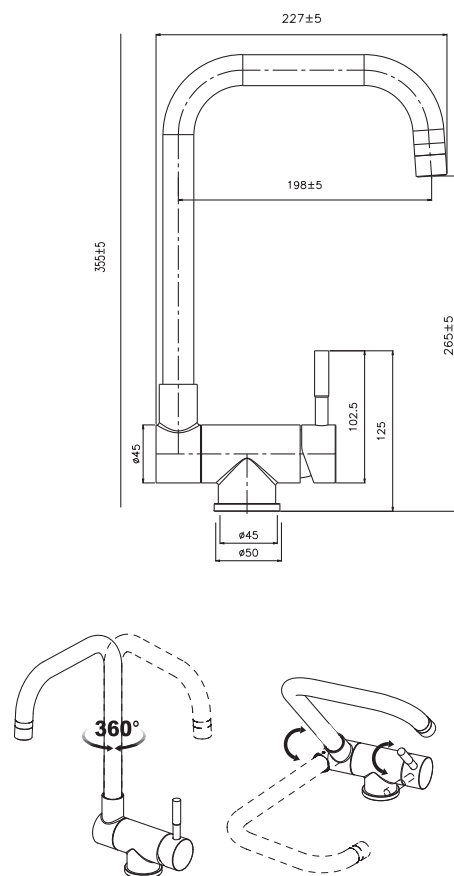


FAUCET Series

UKINOX

FLIP

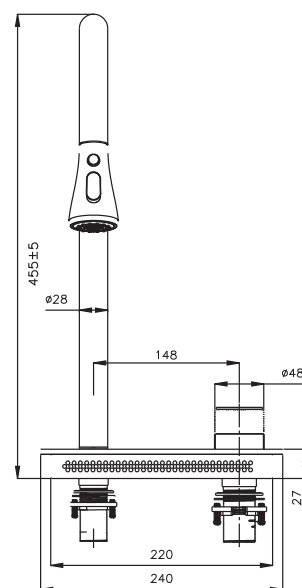
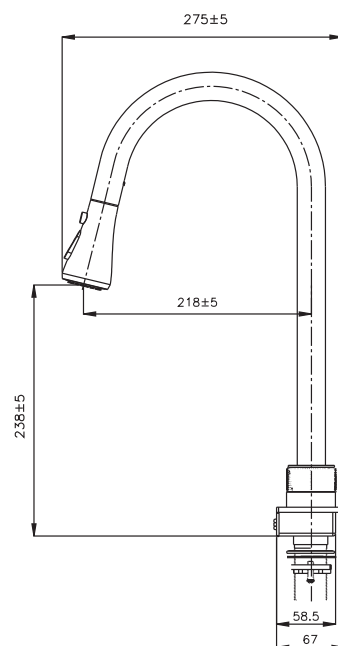
304 Stainless Steel body & handle
Ceramic cartridge
WRAS certified water supply lines
Finishing: brushed nickel



NIAGARA
NG Series faucet

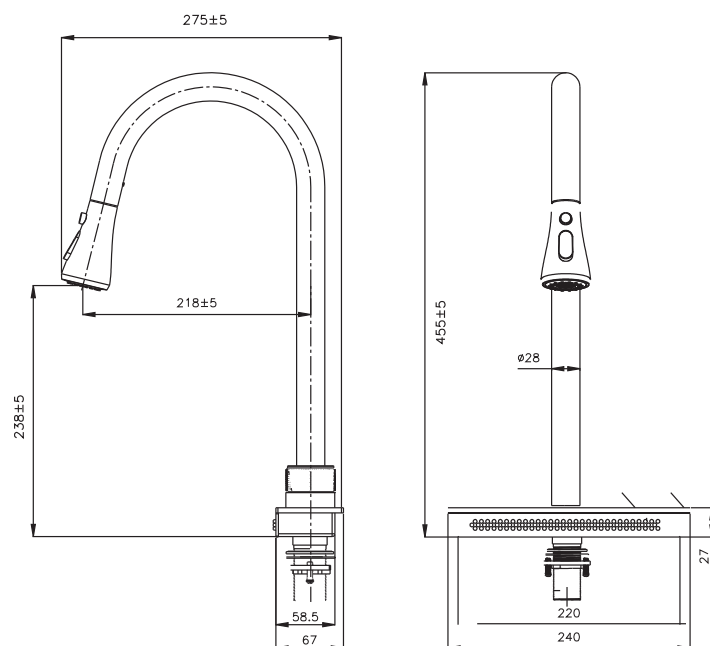


With sprayer and waterfall



FLYRAIN

INOX
TITANIUM



INSET SERIES



B 35.40

Available in the colors:
Bamboo, Inoko, Beech
Dimensions: 364 mm x 237 mm



B 40.40

Available in the colors:
Bamboo, Inoko, Beech
Dimensions: 410 mm x 220 mm



B 34.42

Available in the colors:
Bamboo, Inoko, Beech
Dimensions: 430 mm x 240 mm



BR 36 / BR 37 / BR 39

Ø360 mm Ø370 mm Ø390 mm
Available in the colors:
Bamboo, Inoko, Beech



BR 44

Available in the colors:
Bamboo, Inoko, Beech
Dimensions: Ø 440 mm



B 39.25

Available in the colors:
Bamboo, Inoko, Beech
Dimensions: 390 mm x 250 mm

MICRO SERIES



B 21.40

Available in the colors:
Bamboo, Inoko, Beech
Dimensions: 420 mm x 200 mm



B 30.42

Available in the colors:
Bamboo, Inoko, Beech
Dimensions: 425 mm x 295 mm



B 28.54

Available in the colors:
Bamboo, Inoko, Beech
Dimensions: 540 mm x 280 mm

WS SERIES



B 44
Dimensions: 440mm x 290mm
B 45
Dimensions: 445mm x 220mm
B 47
Dimensions: 415mm x 280mm
B 48
Dimensions: 430mm x 230mm

Available in the colors:
Bamboo, Inoko, Beech

Niagara SERIES



WSE 43.24
Available in the colors:
Bamboo, Inoko, Beech
Dimensions: 430 mm x 241 mm

D SERIES



BR 55.40
Available in the colors:
Bamboo, Inoko, Beech
Dimensions: 463 mm x 397 mm

Bamboo Iroko Beech



GLASS



G21.40 W
White glass chopping board
Dimensions: 425mm x 249mm



G21.40 W
Black glass chopping board
Dimensions: 425mm x 249mm

SOLID



BS 43.24
Black solid chopping board
Dimensions: 430mm x 240mm



GSC 17.30
Stainless Steel Colander
Handmade
Dimensions: 300 mm x 170 mm



CS 16.30
Stainless Steel Colander
Dimensions: 335 mm x 195 mm



CS 17.32
Stainless Steel Colander
Dimensions: 320 mm x 195 mm



CS 18.34
Stainless Steel Colander
Dimensions: 365 mm x 205 mm



CS 16.39
Stainless Steel Colander
Dimensions: 420 mm x 190 mm



CS 350
Dimensions: 350 mm x 188 mm
CS 410
Dimensions: 410 mm x 188 mm
CS 440
Dimensions: 440 mm x 188 mm
Stainless Steel Colander
Handmade




CS 360
Stainless Steel Colander
Handmade
Dimensions: 402 mm x 240 mm




CS 20.42
Stainless Steel Colander
Dimensions: 420 mm x 200 mm




CS 396
Stainless Steel Colander
Handmade
Dimensions: 440 mm x 168 mm



CS 396 Gold
Stainless Steel Colander
Handmade
Dimensions: 440 mm x 168 mm




CS 396 Bronze
Stainless Steel Colander
Handmade
Dimensions: 440 mm x 168 mm




CS 396 Titanium
Stainless Steel Colander
Handmade
Dimensions: 440 mm x 168 mm



CS 400
Stainless Steel Colander
Handmade
Dimensions: 395 mm x 180 mm



CS 400 Gold
Stainless Steel Colander
Handmade
Dimensions: 395 mm x 180 mm



CS 400 Bronze
Stainless Steel Colander
Handmade
Dimensions: 395 mm x 180 mm



CS 400 Titanium
Stainless Steel Colander
Handmade
Dimensions: 395 mm x 180 mm

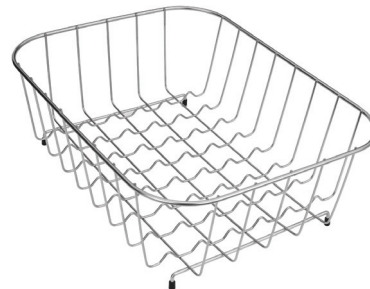
BASKETS



SBR 34
Stainless Steel Wire Basket
Dimensions: Ø 340mm H:110mm



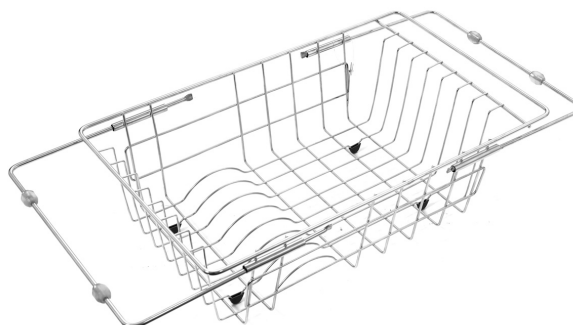
SBT 32.35
Stainless Steel Wire Basket
Dimensions: 320mm x 350mm H:110mm



SB 32.40
Stainless Steel Wire Basket
Dimensions: 320mm x 400mm H:120mm



GSB 32.40
Stainless Steel Wire Basket
Dimensions: 320mm x 420mm H:120mm



SB 41.24
Stainless Steel Wire Basket
Dimensions: 410mm x 245mm H:127mm

ROLL - MAT



DR 34.42
Stainless Steel Rods -round
Black Neopren Connection
Dimensions: 420mm x 340mm



DR 34.42 S
Stainless Steel Rods -square
Black Neopren Connection
Dimensions: 420mm x 340mm



DR 34.44
Stainless Steel Rods -round
Black Neopren Connection
Dimensions: 440mm x 340mm



DR 34.44 S
Stainless Steel Rods -square
Black Neopren Connection
Dimensions: 440mm x 340mm

Niagara SERIES



GLASS RINSER

Total Dimension: 125 x 117 mm
Cup Waste nozzle dimension : 110 Ø mm x 80 mm
Brass multi-angle water outlet cleaning head,
stainless steel housing 304 stainless steel braided inlet hose
Brass slide mounting nut and 304 stainless steel
T-connector, rubber gasket, metal washer



KNIFE RACK

Material: SUS 304 Stainless steel
Anti-rust, easy to disassemble
and clean



H004

Single strainer Ø 3 1/2"



XLC-168

Prime Single strainer 3 1/2"



S8

Waste kit pipes set for single bowl




CB-002

Single strainer Ø 3 1/2" with overflow



XLC-169

Prime Single strainer Ø 3 1/2" with overflow



S9

Waste kit pipes set for single bowl



colorX H004

Single strainer
Ø 3 1/2"

Gold

Bronze

Titanium



colorX XLC-168

Prime Single strainer
Ø 3 1/2"

Gold

Bronze

Titanium

BS Siphon
Matte Black

BS Siphon
Titanium

BS Siphon
Gold

BS Siphon
Bronze



BS Siphon



colorX XLC-169

Prime Single strainer 3 1/2" with overflow



colorX CB002

Single strainer Ø 3 1/2" with overflow



S-205 K

Single strainer Ø 3 1/2"
with overflow & siphon
with flexible pipe



S-905

Single strainer Ø 3 1/2"
with overflow & siphon
with flexible pipe



S-805

Double strainer Ø 3 1/2"
with overflow & siphon
with flexible pipe



SQ-905

Single square
strainer with
overflow & siphon



S-905 P

Single strainer Ø 3 1/2"
with overflow,
controller & siphon
with flexible pipe



S-805 P

Double strainer Ø 3 1/2"
with overflow,
controller & siphon
with flexible pipe



SQ-905 P

Single square
strainer with overflow,
controller & siphon



colorX S-905 Gold
colorX S-905 Bronze
colorX S-905 Titanium

Single strainer Ø 3 1/2"
with overflow & siphon
with flexible pipe



colorX S-805 Gold
colorX S-805 Bronze
colorX S-805 Titanium

Double strainer Ø 3 1/2"
with overflow & siphon
with flexible pipe



SQ-805

Double square
strainer with overflow & siphon



S-700 K

Single strainer Ø 1 1/2"
with overflow from
bowl & siphon



S-700 15

Double strainer Ø 1 1/2"
with overflow from
bowl & siphon



SQ-805 P

Double square
strainer with overflow,
controller & siphon



UKI043
Single Strainer Ø 3 1/2 "



601-E-CV-IC-g
Single Prime strainer
with overflow on the bowl Ø 3 1/2 "



601-RM-g
Single strainer with overflow
on the bowl Ø 3 1/2 "




UKI041
Single strainer with overflow
on the bowl Ø 3 1/2 "



UKI042
Single strainer with overflow
on the bowl Ø 3 1/2 "



641-RM-g
Double strainer with overflow
on the bowl Ø 3 1/2 "



S905P italy
Single strainer Siphon with over
flow on the bowl & drainer
and controller 3 1/2"



S-805 P italy
Double strainer Siphon with
overflow on the bowl & drainer
and controller 3 1/2"



F 82601

Single Prime strainer with overflow,
Pop up controller & Drainer 3 1/2"



F 82641

Double Prime strainer with
overflow, Pop up controller
& Drainer 3 1/2"




UKI007

Single square strainer with
overflow & siphon with flexible pipe



UKI040

Double square strainer with
overflow & siphon with flexible pipe





Inset Plastic Clips

KLP 01



Inset steel Clips

KLP 02




Lay-on Clips

KLP 03



Undermount Clips

KLP 04




Flushmount Clips

KLP 05



Topzero Clips

KLP 06



Siphon Tap

BT 01



Tap hole plug

BT 02












Tap hole opener

MEDA 01



Zeroline Series

Pages 22

	Product Name	Sinks Depth	Thickness	Finishing	
	ZRL 340.10K	203 mm	1 mm	Polished	5.66.3.95.106
	ZRL 340.12K	203 mm	1.2 mm	Polished	6.87.5.14.112
	ZRL 340.12K	228 mm	1.2 mm	Polished	7.08.5.54.118
	ZRL 400.10K	203 mm	1 mm	Polished	6.17.4.53.112
	ZRL 400.12K	203 mm	1.2 mm	Polished	7.47.5.39.117
	ZRL 400.12K	228 mm	1.2 mm	Polished	7.69.5.80.123
	ZRL 450.10K	203 mm	1 mm	Polished	6.39.4.48.115
	ZRL 450.12K	203 mm	1.2 mm	Polished	7.66.5.55.121
	ZRL 450.12K	228 mm	1.2 mm	Polished	7.95.5.96.128
	ZRL 500.10K	203 mm	1 mm	Polished	6.75.4.81.119
	ZRL 500.12K	203 mm	1.2 mm	Polished	8.16.5.90.125
	ZRL 500.12K	228 mm	1.2 mm	Polished	8.38.6.33.133
	ZRL 550.10K	203 mm	1 mm	Polished	7.11.5.15.123
	ZRL 550.12K	203 mm	1.2 mm	Polished	8.61.6.30.130
	ZRL 550.12K	228 mm	1.2 mm	Polished	8.81.6.73.138
	ZRL 745.12K	203 mm	1.2 mm	Polished	10.28.7.82.154
	ZRL 745.12K	228 mm	1.2 mm	Polished	10.45.8.26.174
	ZRL 800.10K	203 mm	1 mm	Polished	10.77.8.26.160
	ZRL 800.12K	228 mm	1.2 mm	Polished	10.97.8.75.179
	ZRL 800.15K	254 mm	1.5 mm	Polished	14.02.11.63.219
	ZRL 340.70.30.12K	203 mm	1.2 mm	Polished	10.49.6.75.192
	ZRL 340.70.30.12K	228 mm	1.2 mm	Polished	10.72.7.14.205
	ZRL 340.70.30.15K	254 mm	1.5 mm	Polished	13.68.9.47.227
	ZRL 340.50.50.12K	203 mm	1.2 mm	Polished	13.24.9.06.237
	ZRL 340.50.50.12K	228 mm	1.2 mm	Polished	13.67.9.82.248
	ZRL 340.50.50.15K	254 mm	1.5 mm	Polished	17.67.13.34.282

Zeroline Prime Series

Pages 25

	Product Name	Sinks Depth	Thickness	Finishing	
	ZRLP 380.70.30.12K	190 mm	1.2 mm	Polished	9.00.6.79.217
	ZRLP 340.50.50.12K	190 mm	1.2 mm	Polished	14.94.7.60.250





Zeroline Marble Series

Pages 27

	Product Name	Sinks Depth	Thickness	Finishing	
	ZRLM 450.40 10K	203 mm	1 mm	Polished	6.76.4.82.135
	ZRLM 500.40 10K	203 mm	1 mm	Polished	7.14.5.17.139
	ZRLM 550.40 10K	203 mm	1 mm	Polished	7.49.5.52.143













Fiveline Series

Pages 33

	Product Name	Sinks Depth	Thickness	Finishing	
	FVL 400.12K	203 mm	1.2 mm	Polished	7.21.5.10.142
	FVL 500.12K	203 mm	1.2 mm	Polished	8.36.6.04.154
	FVL 450.505.12K	203 mm	1.2 mm	Polished	7.34.5.25.148
	FVL 550.505.10K	203 mm	1.2 mm	Polished	8.21.6.09.165



Tenline Series

Pages 37

	Product Name	Sinks Depth	Thickness	Finishing	
	TNL 340.10K	203 mm	1 mm	Polished	5.52.3.75.118
	TNL 340.12K	203 mm	1.2 mm	Polished	6.62.4.62.124
	TNL 340.12K	228 mm	1.2 mm	Polished	6.91.5.00.130
	TNL 400.10K	203 mm	1 mm	Polished	5.93.4.06.123
	TNL 400.12K	203 mm	1.2 mm	Polished	7.19.4.99.129
	TNL 400.12K	228 mm	1.2 mm	Polished	7.40.5.39.135
	TNL 450.10K	203 mm	1 mm	Polished	6.29.4.49.126
	TNL 450.12K	203 mm	1.2 mm	Polished	7.62.5.52.133
	TNL 450.12K	228 mm	1.2 mm	Polished	7.84.5.93.140
	TNL 500.10K	203 mm	1 mm	Polished	6.65.4.68.130
	TNL 500.12K	203 mm	1.2 mm	Polished	8.05.5.74.137
	TNL 500.12K	228 mm	1.2 mm	Polished	8.27.6.16.144
	TNL 550.10K	203 mm	1 mm	Polished	7.01.5.00.134
	TNL 550.12K	203 mm	1.2 mm	Polished	8.48.6.13.142
	TNL 550.12K	228 mm	1.2 mm	Polished	8.70.6.56.149
	TNL 745.12K	203 mm	1.2 mm	Polished	10.28.7.72.159
	TNL 745.12K	228 mm	1.2 mm	Polished	10.37.8.12.179
	TNL 800.12K	203 mm	1.2 mm	Polished	10.80.8.19.164
	TNL 800.12K	228 mm	1.2 mm	Polished	10.97.8.64.183
	TNL 450.505.10K	203 mm	1 mm	Polished	6.05.4.25.134
	TNL 450.505.12K	203 mm	1.2 mm	Polished	7.32.5.23.141
	TNL 550.505.10K	203 mm	1 mm	Polished	6.80.4.99.143
	TNL 550.505.12K	203 mm	1.2 mm	Polished	8.23.6.14.150
	TNL 540.520.10K	216 mm	1 mm	Polished	6.95.5.20.148
	TNL 540.520.12K	216 mm	1.2 mm	Polished	8.64.6.44.160
	TNL 340.70.30.12K	203 mm	1.2 mm	Polished	10.50.7.30.217
	TNL 340.70.30.12K	228 mm	1.2 mm	Polished	10.71.7.69.230
	TNL 340.50.50.12K	203 mm	1.2 mm	Polished	13.18.9.06.260
	TNL 340.50.50.12K	228 mm	1.2 mm	Polished	13.62.9.82.271

Tenline Prime Series

Pages 43

	Product Name	Sinks Depth	Thickness	Finishing	
	TNLP 380.70.30.12K	190 mm	1.2 mm	Polished	9.37.7.39.238
	TNLP 340.50.50.12K	190 mm	1.2 mm	Polished	15.18.14.60.276

colorX Series

Pages 45

	Product Name	Sinks Depth	Thickness	Finishing	
	colorX 340.12K - Gold	203 mm	1.2 mm	Polished	6.62.462.180
	colorX 340.12K - Bronze	203 mm	1.2 mm	Polished	6.62.462.200
	colorX 340.12K - Titanium	203 mm	1.2 mm	Polished	6.62.462.200
	colorX 400.12K - Gold	203 mm	1.2 mm	Polished	7.19.4.99.188
	colorX 400.12K - Bronze	203 mm	1.2 mm	Polished	7.19.4.99.209
	colorX 400.12K - Titanium	203 mm	1.2 mm	Polished	7.19.4.99.209
	colorX 450.12K - Gold	203 mm	1.2 mm	Polished	7.62.5.52.193
	colorX 450.12K - Bronze	203 mm	1.2 mm	Polished	7.62.5.52.214
	colorX 450.12K - Titanium	203 mm	1.2 mm	Polished	7.62.5.52.214
	colorX 500.12K - Gold	203 mm	1.2 mm	Polished	8.05.5.74.197
	colorX 500.12K - Bronze	203 mm	1.2 mm	Polished	8.05.5.74.218
	colorX 500.12K - Titanium	203 mm	1.2 mm	Polished	8.05.5.74.218
	colorX 550.12K - Gold	203 mm	1.2 mm	Polished	8.48.6.13.201
	colorX 550.12K - Bronze	203 mm	1.2 mm	Polished	8.48.6.13.222
	colorX 550.12K - Titanium	203 mm	1.2 mm	Polished	8.48.6.13.222
	colorX 340.70.30.12K - Gold	203 mm	1.2 mm	Polished	10.50.7.30.300
	colorX 340.70.30.12K - Bronze	203 mm	1.2 mm	Polished	10.50.7.30.332
	colorX 340.70.30.12K - Titanium	203 mm	1.2 mm	Polished	10.50.7.30.332
	colorX 340.50.50.12K - Gold	203 mm	1.2 mm	Polished	13.18.9.06.346
	colorX 340.50.50.12K - Bronze	203 mm	1.2 mm	Polished	13.18.9.06.384
	colorX 340.50.50.12K - Titanium	203 mm	1.2 mm	Polished	13.18.9.06.384

colorX BS Series (Bath)

Pages 49

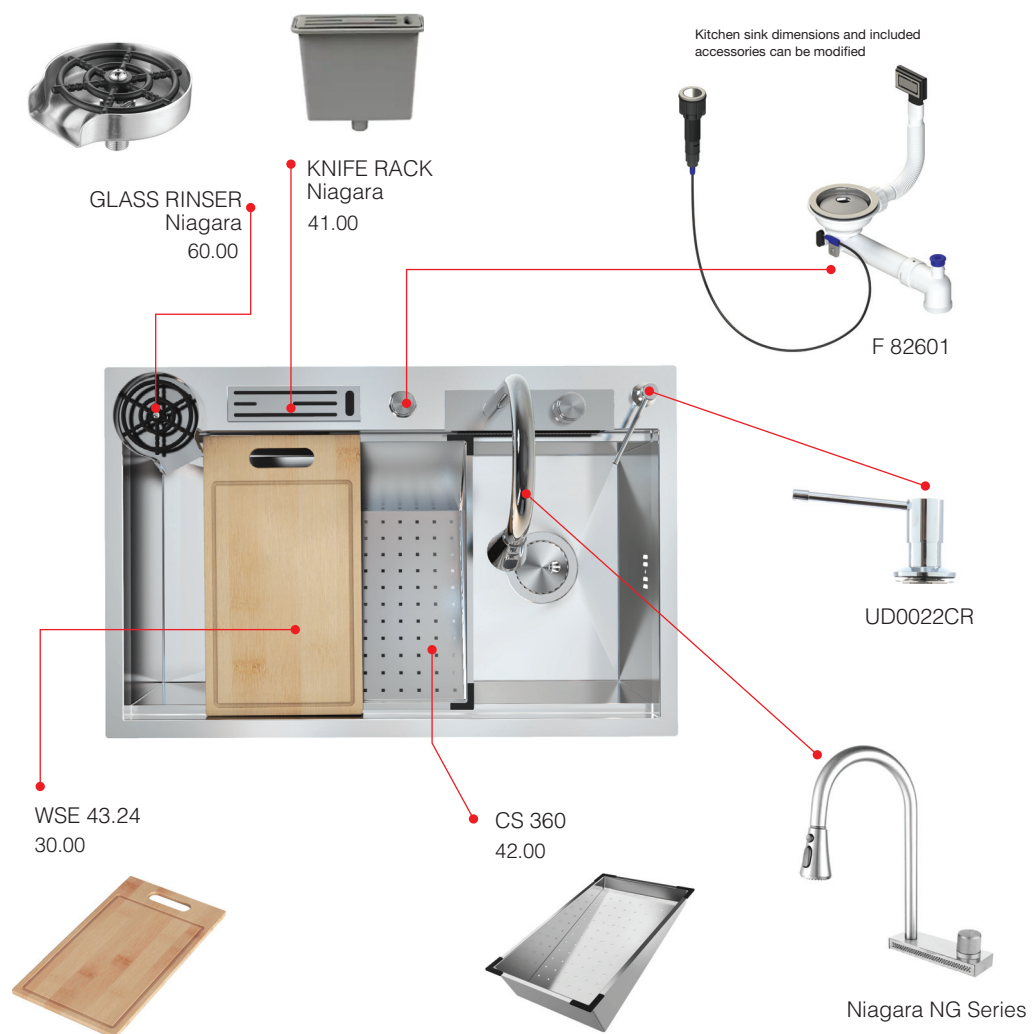
	Product Name	Sinks Depth	Thickness	Finishing	
	colorX Oval480.30K - Gold	110 mm	3.0 mm	Polished	7.84.5.60.486,24
	colorX Oval480.30K - Bronze	110 mm	3.0 mm	Polished	7.84.5.60.486,24
	colorX Oval480.30K - Titanium	110 mm	3.0 mm	Polished	7.84.5.60.486,24
	colorX Round380.30K - Gold	110 mm	3.0 mm	Polished	6.65.4.75.285,32
	colorX Round380.30K - Bronze	110 mm	3.0 mm	Polished	6.65.4.75.285,32
	colorX Round380.30K - Titanium	110 mm	3.0 mm	Polished	6.65.4.75.285,32

Niagara Series

Pages 51/54










	Product Name	Sinks Depth	Thickness	Finishing	
	NG 810.12K SET	245 mm	1.2 mm	Polished	12.62.9.00.660
	NG 750.12K	220 mm	1.2 mm	Polished	11.35.8.1.627
	NG 750.12K TITANIUM	220 mm	1.2 mm	Polished	11.35.8.1.746
	KOHNE12K TITANIUM	220 mm	1.2 mm	Polished	11.35.8.1.824,25

Niagara Kit






Workstation Series

Pages 57

	Product Name	Sinks Depth	Thickness	Finishing	
	WS 700.12K	203 mm	1.2 mm	Polished	9.74.7.36.219
	WS 790.12K	203 mm	1.2 mm	Polished	10.51.7.05.238
	WSC 620.12K	228 mm	1.2 mm	Polished	10.37.7.46.209
	WSC 810.12K	228 mm	1.2 mm	Polished	12.38.9.13.246
	WSS 620.12K	254 mm	1.2 mm	Polished	10.94.8.24.298
	WSS 711.12K	254 mm	1.2 mm	Polished	11.90.9.18.306
	WSS 1143.12K WSS 1143.15K	228 mm 254 mm	1.2 mm 1.5 mm	Polished Polished	15.12.10.96.420 16.51.13.86.528
	WSD 580.12K	245 mm	1.2 mm	Polished	10.48.7.80.240
	WSD 790.12K	245 mm	1.2 mm	Polished	12.48.9.80.284





















Apron Series

Pages 63

	Product Name	Sinks Depth	Thickness	Finishing	
	UK RSFC 840.15K	254 mm	1.5 mm	Polished	26.74.19.1.444
	UK RSFC 849.15K	254 mm	1.5 mm	Polished	26.74.19.8.453
	UK RSFC 426.60.40.15K	254 mm	1.5 mm	Polished	28.59.20.70.467










Micro Series

Pages 67

	Product Name	Sinks Depth	Thickness	Finishing	
	ME 170.8K	140 mm	0.80 mm	Polished	1.54.0.67.41
	ME 170.10K	140 mm	1 mm	Polished	2.00.0.98.45
	ME 171.8K	153 mm	0.80 mm	Polished	2.50.1.12.50
	ME 171.10K	153 mm	1 mm	Polished	3.13.1.40.56
	ME 171.12K	153 mm	1.2 mm	Polished	3.93.2.44.63
	ME 172.8K	153 mm	0.80 mm	Polished	2.50.1.55.50
	ME 172.10K	153 mm	1 mm	Polished	3.13.1.40.56
	ME 172.12K	153 mm	1.2 mm	Polished	3.93.2.44.63
	ME 340.340.8K	197 mm	0.80 mm	Polished	3.41.2.11.62
	ME 340.340.10K	215 mm	1 mm	Polished	4.26.2.64.72
	ME 340.8K	197 mm	0.80 mm	Polished	3.48.2.10.73
	ME 340.10K	215 mm	1 mm	Polished	4.68.2.85.85
	ME 340.12K	228 mm	1.2 mm	Polished	5.83.2.61.96
	ME 341.8K	197 mm	0.80 mm	Polished	3.48.2.10.74
	ME 341.10K	215 mm	1 mm	Polished	4.77.2.52.85
	ME 341.12K	228 mm	1.2 mm	Polished	5.69.2.61.96
	ME 361.8K	197 mm	0.80 mm	Polished	3.70.2.29.76
	ME 361.10K	215 mm	1 mm	Polished	4.68.2.90.88
	ME 361.12K	228 mm	1.2 mm	Polished	5.76.3.57.99
<small>With water canal option</small> 	ME 400.8K	197 mm	0.80 mm	Polished	4.20.2.05.82
	ME 400.10K	215 mm	1 mm	Polished	5.25.2.84.96
	ME 400.12K	228 mm	1.2 mm	Polished	6.37.3.66.108
	ME 450.8K	197 mm	0.80 mm	Polished	4.40.2.50.88
	ME 450.10K	215 mm	1 mm	Polished	5.57.3.18.101
	ME 450.12K	228 mm	1.2 mm	Polished	6.76.4.05.114
	ME 451.8K	197 mm	0.80 mm	Polished	4.40.2.50.88
	ME 451.10K	215 mm	1 mm	Polished	5.57.3.30.101
	ME 451.12K	228 mm	1.2 mm	Polished	6.76.4.06.114
	ME 500.8K	197 mm	0.80 mm	Polished	5.25.3.25.90
	ME 500.10K	215 mm	1 mm	Polished	6.72.3.44.103
	ME 500.12K	228 mm	1.2 mm	Polished	8.16.5.06.117
	ME 550.10K	215 mm	1 mm	Polished	6.56.3.41.121
	ME 550.12K	228 mm	1.2 mm	Polished	8.45.3.56.136
	ME 745.400.10K	215 mm	1 mm	Polished	8.48.5.15.144
	ME 745.400.12K	228 mm	1.2 mm	Polished	10.42.4.75.166
	ME 500.500.10K	215 mm	1 mm	Polished	6.72.3.50.121
	ME 600.500.10K	215 mm	1 mm	Polished	8.35.3.90.131
	ME 790.500.10K	215 mm	1 mm	Polished	9.26.4.82.149
	ME 838.559.10K	215 mm	1 mm	Polished	11.70.7.04.156
	MU 340.50.50.10K	215 mm	1 mm	Polished	9.36.4.97.180
	MU 340.50.50.12K	228 mm	1.2 mm	Polished	11.66.5.05.201
	MU 450.50.50.10K	215 mm	1 mm	Polished	11.14.5.23.212
	MU 450.50.50.12K	228 mm	1.2 mm	Polished	13.52.6.35.238
	MU 340.70.30.10K	215 mm	1 mm	Polished	7.81.3.90.151
	MU 340.70.30.12K	228 mm	1.2 mm	Polished	9.67.3.85.169

Micro Master Series

Pages 82

	Product Name	Sinks Depth	Thickness	Finishing	
	MM 460.495.8K MM 460.495.10K	190 mm 215 mm	0.80 mm 1 mm	Polished Polished	4.61.2.86.112 5.83.3.62.124
	MM 787.520.10K	235 mm	1 mm	Polished	8.81.3.70.143
	MM 787.520 60.10K	235 mm	1 mm	Polished	9.70.4.07.159
	MM 864.520 60.10K	235 mm	1 mm	Polished	6.65.4.68.213
	MM 864.520.15.10K	235 mm	1 mm	Polished	12.41.5.89.213
	MM 1000.510.10K	235 mm	1 mm	Polished	11.92.4.63.171
	MM 1000.15.510.10K	235 mm	1 mm	Polished	13.26.6.14.218
	MM 1000.510.15.10K	235 mm	1 mm	Polished	13.04.5.48.218
	MM 1160.510.20.10K	235 mm	1 mm	Polished	15.31.7.72.247





Micro Top Series

Pages 67

	Product Name	Sinks Depth	Thickness	Finishing	
	MT 341.10K	195 mm	1 mm	Polished	4.68.2.90.93
	MT 400.10K	195 mm	1 mm	Polished	5.25.3.25.105
	MT 450.10K	195 mm	1 mm	Polished	5.50.3.41.111
	MT 500.10K	195 mm	1 mm	Polished	5.98.3.71.114







Micro Selection Series

Pages 87

	Product Name	Sinks Depth	Thickness	Finishing	
	MS 635.505.8K	217 mm	0.80 mm	Polished	7.24.3.04.121
	MS 860.500.8K	217 mm	0.80 mm	Polished	8.21.3.45.138
	MS 1000.500.15.8K	217 mm	0.80 mm	Polished	9.57.3.90.172
	MS 1160.500.20.8K	217 mm	0.80 mm	Polished	12.16.5.11.234



Micro Flat Series

Pages 91

	Product Name	Sinks Depth	Thickness	Finishing	
	MF 860.500.10K	235 mm	1 mm	Polished	9.83.5.00.160
	MF 1000.500.15.10K	235 mm	1 mm	Polished	13.04.5.48.208
	MF 1160.500.20.10K	235 mm	1 mm	Polished	15.31.7.55.247
	MF2 860.500.10K	235 mm	1 mm	Polished	9.83.5.00.160
	MF2 1000.500.15.10K	235 mm	1 mm	Polished	13.04.5.48.208
	MF2 1160.500.20.10K	235 mm	1 mm	Polished	15.31.6.43.247


Marlin Series

Pages 95

	Product Name	Sinks Depth	Thickness	Finishing	
	MA 1000.500.15.10K	235 mm	1 mm	Polished	10.93.4.59.208
	MA 1160.500.20.10K	235 mm	1 mm	Polished	13.04.5.48.247

Gaya Series

Pages 99

	Product Name	Sinks Depth	Thickness	Finishing	
	GY 860.500.10K	235 mm	1 mm	Polished	10.62.5.1.142

Assos Series

* The mould in plan for next year

Pages 103

	Product Name	Sinks Depth	Thickness	Finishing	
 *	AS 780.500 W.8K	220 mm	0.80 mm	Polished	7.72.3.24.135
 *	AS 780.500.8K	220 mm	0.80 mm	Polished	7.72.3.24.135
 *	AS 860.500 W.8K	220 mm	0.80 mm	Polished	7.61.3.20.136
 *	AS 860.500.8K	220 mm	0.80 mm	Polished	7.61.3.20.136
 *	AS 1000.500 W.8K	220 mm	0.80 mm	Polished	9.73.4.09.152
 *	AS 1000.500.8K	220 mm	0.80 mm	Polished	9.73.4.09.152
 *	AS 1000.500.15.8K	220 mm	0.80 mm	Polished	8.17.3.43.186
 *	AS 1160.500.20.8K	220 mm	0.80 mm	Polished	12.04.5.06.234

Bloom Series








* The mould in plan for next year

Pages 109

	Product Name	Sinks Depth	Thickness	Finishing	
 *	BL 780.500.8K	215 mm	0.80 mm	Polished	8.80.3.70.130
 *	BL 860.500.8K	215 mm	0.80 mm	Polished	9.83.4.13.138
 *	BL 1000.500.8K	215 mm	0.80 mm	Polished	8.56.3.59.151
 *	BL 1000.500.15.8K	215 mm	0.80 mm	Polished	9.47.3.98.173
 *	BL 1160.500.20.8K	215 mm	0.80 mm	Polished	12.25.5.14.234








Lines Series

Pages 113

	Product Name	Sinks Depth	Thickness	Finishing	
	LN 630.500.7K	180 mm	0.70 mm	Polished	4.17.2.9.88
	LN 790.500.15.7K	170 mm	0.70 mm	Polished	5.86.3.3.110
	LN 860.500.7K	185 mm	0.70 mm	Polished	7.26.3.28.85
	LN 965.500.7K	200 mm	0.70 mm	Polished	7.26.3.05.117
	LN 1000.500.6K LN 1000.500.7K	175 mm 185 mm	0.60 mm 0.70 mm	Satin Polished	4.84.3.00.77 5.69.3.53.93
	LN 1000.500.15.7K	200 mm	0.70 mm	Polished	8.15.3.42.126
	LN 1160.500.20.7K	200 mm	0.70 mm	Polished	10.09.4.24.160








Selection Series

Pages 119

	Product Name	Sinks Depth	Thickness	Finishing	
	SLS 860.500.5K SLS 860.500.6K SLS 860.500.6K SLS 860.500.7K	155 mm 175 mm 175 mm 185 mm	0.50 mm 0.60 mm 0.60 mm 0.70 mm	satin Polished Linen Polished	3.24.2.01.56 3.89.2.41.62 3.89.2.41.70 4.57.2.83.73
	SLS 965.500.6K SLS 965.500.6K SLS 965.500.7K	180 mm 180 mm 190 mm	0.60 mm 0.60 mm 0.70 mm	Satin Linen Polished	4.41.2.73.75 4.41.2.73.84 5.17.3.20.86
	SLS 965.500.15.6K SLS 965.500.15.6K SLS 965.500.15.7K	155 mm 155 mm 165 mm	0.60 mm 0.60 mm 0.70 mm	Satin Linen Polished	4.17.2.60.73 4.17.2.59.81 4.89.3.03.84
	SLS 1000.500.6K SLS 1000.500.6K SLS 1000.500.7K	185 mm 185 mm 195 mm	0.60 mm 0.60 mm 0.70 mm	Satin Linen Polished	4.84.3.10.77 4.84.3.00.86 5.73.3.56.92
	SLS 1000.500.15.7K SLS 1000.500.15.7K	185 mm 185 mm	0.70 mm 0.70 mm	Polished Linen	6.87.3.30.110 6.87.4.26.123
	SLS 860.500.20.7K	200 mm	0.70 mm	Polished	9.37.3.94.150
	SLS 1160.500.20.7K	200 mm	0.70 mm	Polished	10.09.1.85.160

Hypnos Series




Pages 125

	Product Name	Sinks Depth	Thickness	Finishing	
	HY 652.503.7K HY 652.503.7K	185 mm 185 mm	0.70 mm 0.70 mm	Polished Linen	3.82.2.45.68 3.82.2.28.75
	HY 860.500.6K HY 860.500.6K HY 860.500.7K	180 mm 180 mm 195 mm	0.60 mm 0.60 mm 0.70 mm	Satin Linen Polished	4.10.2.85.65 4.10.2.62.72 4.83.2.99.76
	HY 965.500.6K HY 965.500.6K HY 965.500.7K	180 mm 180 mm 195 mm	0.60 mm 0.60 mm 0.70 mm	Satin Linen Polished	4.17.2.60.75 4.17.2.59.84 5.17.3.20.86
	HY 860.500.15.6K HY 860.500.15.6K HY 860.500.15.7K	175 mm 175 mm 185 mm	0.60 mm 0.60 mm 0.70 mm	Satin Linen Polished	4.86.3.16.85 4.86.3.24.95 5.98.3.50.97
	HY 1000.500.15.6K HY 1000.500.15.6K HY 1000.500.15.7K	175 mm 175 mm 185 mm	0.60 mm 0.60 mm 0.70 mm	Satin Linen Polished	5.16.3.50.88 5.16.3.20.99 6.38.3.30.102
	HY 1160.500.20.6K HY 1160.500.20.6K HY 1160.500.20.7K	185 mm 185 mm 195 mm	0.60 mm 0.60 mm 0.70 mm	Satin Linen Polished	4.89.3.13.83 4.89.3.13.101 5.77.3.69.96
	HY 1160.500.18.6K HY 1160.500.18.6K HY 1160.500.18.7K	160 mm 160 mm 175 mm	0.60 mm 0.60 mm 0.70 mm	Satin Linen Polished	4.89.3.03.96 4.89.3.03.107 5.70.3.53.110

Rose's Series *






The mould in plan for next year

Pages 131

	Product Name	Sinks Depth	Thickness	Finishing	
 *	RS 780.500.6K RS 780.500.6K	180 mm 180 mm	0.60 mm 0.60 mm	Satin Linen	3.71.2.30.59 3.71.2.30.66
	RS 860.500.6K RS 860.500.6K	180 mm 180 mm	0.60 mm 0.60 mm	Satin Linen	3.89.2.41.62 3.89.2.41.70
 *	RS 1000.500.15.6K RS 1000.500.15.6K	180 mm 180 mm	0.60 mm 0.60 mm	Satin Linen	5.16.3.20.92 5.16.3.20.103













Wave Series

Pages 135

	Product Name	Sinks Depth	Thickness	Finishing	
	WV 860.500.7K	190 mm	0.70 mm	Polished	4.83.3.31.76
	WV 915.500.7K WV 915.500.7K	195 mm 195 mm	0.70 mm 0.70 mm	Polished Linen	5.29.3.51.92 5.38.3.60.103
	WV 1000.500.15.7K	190 mm	0.70 mm	Polished	6.50.3.95.102
	WV 1160.500.20.7K WV 1160.500.20.7K	200 mm 200 mm	0.70 mm 0.70 mm	Polished Linen	9.14.4.54.145 9.14.5.15.162
	WV 1200.600.20.7K	200 mm	0.70 mm	Polished	9.26.3.89.157














Lotus Series

Pages 139

	Product Name	Sinks Depth	Thickness	Finishing	
	LT 615.500.7K LT 615.500.7K	185 mm 185 mm	0.70 mm 0.70 mm	Polished Linen	2.23.0.98.70 2.23.0.97.78
	LT 615.500.15.7K LT 615.500.15.7K	200 mm 200 mm	0.70 mm 0.70 mm	Polished Linen	6.18.2.85.109 6.18.2.91.122
	LT 780.500.7K LT 780.500.7K	185 mm 185 mm	0.70 mm 0.70 mm	Polished Linen	4.75.2.83.80 4.75.2.67.90
	LT 780.500.15.7K LT 780.500.15.7K	200 mm 200 mm	0.70 mm 0.70 mm	Polished Linen	8.71.3.41.110 8.71.3.34.123
	LT 950.500.15.7K	200 mm	0.70 mm	Polished	7.19.3.98.116
	LT 1000.500.15.7K	185 mm	0.70 mm	Polished	8.88.4.00.108
	LT 915.500.7K	195 mm	0.70 mm	Polished	5.38.3.63.92
	LT 1160.500.20.7K	200 mm	0.70 mm	Polished	10.09.5.76.160
	LT 1200.600.20.7K	200 mm	0.70 mm	Polished	10.93.4.59.160
	LT 945.510.7K LT 945.510.7K	200 mm 200 mm	0.70 mm 0.70 mm	Polished Linen	6.18.2.60.104 6.18.2.60.116
	LT 945.510 W.7K LT 945.510 W.7K	200 mm 200 mm	0.70 mm 0.70 mm	Polished Linen	6.18.2.60.104 6.18.2.60.116
	LT 945.510.15.7K	200 mm	0.70 mm	Polished	7.32.3.12.121


Comfort Series

Pages 145

	Product Name	Sinks Depth	Thickness	Finishing	
	CO 381.381.5K	150 mm	0.50 mm	Satin	1.32.0.82.34
	CO 381.381.5K	150 mm	0.50 mm	Linen	1.32.0.82.38
	CO 381.381.6K	155 mm	0.60 mm	Satin	1.55.0.91.36
	CO 381.381.6K	155 mm	0.60 mm	Linen	1.59.1.10.41
	CO 480.480.6K	180 mm	0.60 mm	Satin	2.42.1.50.45
	CO 480.480.6K	180 mm	0.60 mm	Linen	2.42.1.64.51
	CO 480.480.7K	190 mm	0.70 mm	Polished	2.86.1.78.53
	CO 480.480.7K	190 mm	0.70 mm	Linen	2.86.1.79.60
	CO 506.506.6K	180 mm	0.60 mm	Satin	2.56.1.64.46
	CO 506.506.6K	180 mm	0.60 mm	Linen	2.56.1.66.52
	CO 506.506.7K	190 mm	0.70 mm	Polished	3.06.1.90.54
	CO 506.506.7K	190 mm	0.70 mm	Linen	3.06.2.03.61
	CO 580.488.6K	180 mm	0.60 mm	Satin	2.73.1.69.49
	CO 580.488.6K	180 mm	0.60 mm	Linen	2.79.1.67.55
	CO 580.488.7K	190 mm	0.70 mm	Polished	3.30.1.79.58
	CO 580.488.7K	190 mm	0.70 mm	Linen	3.30.2.08.64
	CO 594.488.15.7K	190 mm	0.70 mm	Polished	4.74.2.39.83
	CO 594.488.15.7K	190 mm	0.70 mm	Linen	4.70.2.71.93
	CO 780.480 W.6K	180 mm	0.60 mm	Satin	3.51.2.18.59
	CO 780.480 W.6K	180 mm	0.60 mm	Linen	3.51.2.18.66
	CO 780.480 W.7K	190 mm	0.70 mm	Polished	4.14.2.56.69
	CO 780.480 W.7K	190 mm	0.70 mm	Linen	4.14.2.56.77
	CO 780.480.6K	180 mm	0.60 mm	Satin	3.51.2.18.59
	CO 780.480.6K	180 mm	0.60 mm	Linen	3.51.2.18.66
	CO 780.480.7K	190 mm	0.70 mm	Polished	4.14.2.56.69
	CO 780.480.7K	190 mm	0.70 mm	Linen	4.14.2.56.77
	CO 778.488.15.6K	180 mm	0.60 mm	Satin	4.61.2.72.79
	CO 778.488.15.6K	180 mm	0.60 mm	Linen	4.61.2.72.88
	CO 778.488.15.7K	190 mm	0.70 mm	Polished	5.42.3.20.90
	CO 780.488.18.7K	190 mm	0.70 mm	Polished	4.14.2.44.102
	CO 777.488.6K	175 mm	0.60 mm	Satin	3.41.1.97.61
	CO 777.488.6K	175 mm	0.60 mm	Linen	3.41.1.98.67
	CO 777.488.7K	195 mm	0.70 mm	Polished	4.14.2.42.71
	CO 777.488.7K	195 mm	0.70 mm	Linen	4.14.2.44.80
	CO 777.488W.6K	175 mm	0.60 mm	Satin	3.41.1.97.61
	CO 777.488W.6K	175 mm	0.60 mm	Linen	3.41.1.98.67
	CO 777.488W.7K	195 mm	0.70 mm	Polished	4.14.2.34.71
	CO 777.488W.7K	195 mm	0.70 mm	Linen	4.14.2.21.80
	CO 776.507.15.7K	190 mm	0.70 mm	Polished	5.42.3.20.94
	CO 776.507.15.7K	190 mm	0.70 mm	Linen	5.42.3.20.105
	CO 776.507 W.7K	190 mm	0.70 mm	Polished	4.14.2.45.71
	CO 776.507 W.7K	190 mm	0.70 mm	Linen	4.14.2.38.80







Fusion Series

Pages 152

	Product Name	Sinks Depth	Thickness	Finishing	
	FS 1000.500.15.6K	155 mm	0.60 mm	Satin	4.28.2.52.76
	FS 1000.500.15.6K	155 mm	0.60 mm	Linen	4.28.2.52.86
	FS 1000.500.15.7K	165 mm	0.70 mm	Polished	5.09.3.00.85
	FS 1000.500.15.7K	165 mm	0.70 mm	Linen	5.05.2.98.95




Compact Series

Pages 155





	Product Name	Sinks Depth	Thickness	Finishing	
	CM 465.435.5K	155 mm	0.50 mm	Satin	1.69.1.20.35
	CM 465.435.5K	155 mm	0.50 mm	Linen	1.69.1.05.40
	CM 580.435.5K	155 mm	0.50 mm	Satin	1.98.1.23.38
	CM 580.435.5K	155 mm	0.50 mm	Linen	1.98.1.23.43
	CM 760.435.5K	155 mm	0.50 mm	Satin	2.55.1.80.41
	CM 760.435.5K	155 mm	0.50 mm	Linen	2.55.1.71.46
	CM 760.435.6K	165 mm	0.60 mm	Satin	3.01.1.87.46
	CM 760.435.6K	165 mm	0.60 mm	Linen	3.01.1.87.51
	CM 760.435 W.5K	155 mm	0.50 mm	Satin	2.55.1.80.41
	CM 760.435 W.5K	155 mm	0.50 mm	Linen	2.55.1.71.46
	CM 760.435 W.6K	165 mm	0.60 mm	Satin	3.01.1.87.46
	CM 760.435 W.6K	165 mm	0.60 mm	Linen	3.01.1.87.51
	CM 860.435.5K	155 mm	0.50 mm	Satin	2.80.1.74.44
	CM 860.435.5K	155 mm	0.50 mm	Linen	2.75.2.00.49
	CM 860.435.6K	165 mm	0.60 mm	Satin	3.32.2.06.50
	CM 860.435.6K	165 mm	0.60 mm	Linen	3.32.2.06.55
	CM 860.435 W.5K	155 mm	0.50 mm	Satin	2.77.1.72.44
	CM 860.435 W.5K	155 mm	0.50 mm	Linen	2.75.1.71.49
	CM 860.435 W.6K	165 mm	0.60 mm	Satin	3.32.2.06.50
	CM 860.435 W.6K	165 mm	0.60 mm	Linen	3.32.2.06.55
	CM 860.500.15.6K	155 mm	0.60 mm	Satin	3.75.2.00.72
	CM 860.500.15.6K	155 mm	0.60 mm	Linen	3.75.2.21.80
	CM 860.500.15.7K	165 mm	0.70 mm	Polished	4.41.2.60.84
	CM 1160.500.20.6K	160 mm	0.60 mm	Satin	4.89.2.05.83
	CM 1160.500.20.6K	160 mm	0.60 mm	Linen	4.89.3.03.93
	CM 1160.500.20.7K	175 mm	0.70 mm	Polished	5.73.2.40.97

Classic Series

Pages 161

	Product Name	Sinks Depth	Thickness	Finishing	
	CL 780.480.20.6K	160 mm	0.60 mm	Satin	3.82.2.37.72
	CL 780.480.20.6K	160 mm	0.60 mm	Linen	3.75.2.32.80
	CL 780.480.20.7K	175 mm	0.70 mm	Polished	4.41.3.25.84
	CL 860.500.20.8K	180 mm	0.80 mm	Polished	6.35.3.94.103
	CL 1160.500.20.6K	160 mm	0.60 mm	Satin	4.89.3.03.83
	CL 1160.500.20.6K	160 mm	0.60 mm	Linen	4.89.3.03.93
	CL 1160.500.20.7K	175 mm	0.70 mm	Polished	5.77.3.57.96

Galant Series



	Product Name	Sinks Depth	Thickness	Finishing	
	GA 465.488.6K	180 mm	0.60 mm	Satin	2.50.1.41.47
	GA 465.488.6K	180 mm	0.60 mm	Linen	2.50.1.41.53
	GA 465.488.7K	190 mm	0.70 mm	Polished	2.94.1.62.53
	GA 488.488.5K	155 mm	0.50 mm	Satin	1.90.1.13.41
	GA 488.488.5K	155 mm	0.50 mm	Linen	1.99.1.23.45
	GA 488.488.6K	165 mm	0.60 mm	Satin	2.32.1.37.45
	GA 488.488.6K	165 mm	0.60 mm	Linen	2.32.1.37.50
	GA 737.488.6K	180 mm	0.60 mm	Satin	3.41.1.91.60
	GA 737.488.6K	180 mm	0.60 mm	Linen	3.41.1.92.66
	GA 737.488.7K	190 mm	0.70 mm	Polished	3.98.2.29.70
	GA 737.488 W.6K	180 mm	0.60 mm	Satin	3.41.2.10.60
	GA 737.488 W.6K	180 mm	0.60 mm	Linen	3.41.1.92.66
	GA 737.488 W.7K	190 mm	0.70 mm	Polished	3.98.2.34.70

Favorite Series

	Product Name	Sinks Depth	Thickness	Finishing	
	FA 490.5K	170 mm	0.50 mm	Satin	1.93.1.20.40
	FA 490.6K	180 mm	0.60 mm	Satin	2.39.1.25.44
	FA 490.6K	180 mm	0.60 mm	Linen	2.35.1.22.49
	FA 490.7K	190 mm	0.70 mm	Polished	2.78.1.55.51
	FA 510.5K	170 mm	0.50 mm	Satin	1.99.1.23.41
	FA 510.6K	180 mm	0.60 mm	Satin	2.39.1.26.45
	FA 510.6K	180 mm	0.60 mm	Linen	2.39.1.27.50
	FA 510.7K	190 mm	0.70 mm	Polished	2.84.1.55.52
	FA 510.7K	190 mm	0.70 mm	Linen	2.84.1.60.58
	FA 577.447.5K	170 mm	0.50 mm	Satin	2.05.1.27.42
	FA 577.447.5K	170 mm	0.50 mm	Linen	2.05.1.27.47
	FA 577.447.6K	180 mm	0.60 mm	Satin	2.52.1.56.46
	FA 577.447.6K	180 mm	0.60 mm	Linen	2.52.1.56.51
	FA 577.447.7K	190 mm	0.70 mm	Polished	2.97.1.84.52
	FA 577.447.7K	190 mm	0.70 mm	Linen	2.97.1.84.58
	FA 747.447.6K	180 mm	0.60 mm	Satin	2.95.1.83.51
	FA 747.447.6K	180 mm	0.60 mm	Linen	2.95.1.83.57
	FA 747.447.7K	190 mm	0.70 mm	Polished	3.48.2.16.58
	FA 747.447 W.6K	180 mm	0.60 mm	Satin	2.95.1.84.51
	FA 747.447 W.6K	180 mm	0.60 mm	Linen	2.95.1.83.57
	FA 747.447 W.7K	190 mm	0.70 mm	Polished	3.48.2.16.58
	FA 770.480.6K	180 mm	0.60 mm	Satin	3.34.1.95.57
	FA 770.480.6K	180 mm	0.60 mm	Linen	3.34.2.07.64
	FA 770.480.7K	190 mm	0.70 mm	Polished	3.98.2.47.66
	FA 770.480.7K	190 mm	0.70 mm	Linen	3.98.2.47.74
	FA 770.480 W.6K	180 mm	0.60 mm	Satin	3.34.2.07.57
	FA 770.480 W.6K	180 mm	0.60 mm	Linen	3.34.2.07.64
	FA 770.480 W.7K	190 mm	0.70 mm	Polished	3.98.2.47.66
	FA 770.480 W.7K	190 mm	0.70 mm	Linen	3.98.2.47.74
	FA 780.435.20.6K	160 mm	0.60 mm	Satin	3.48.2.00.71
	FA 780.435.20.6K	160 mm	0.60 mm	Linen	3.48.2.03.80
	FA 780.435.20.7K	185 mm	0.70 mm	Polished	4.17.2.30.77
	FA 900.7K	190 mm	0.70 mm	Satin	4.69.2.91.77
	FA 900.7K	190 mm	0.70 mm	Linen	4.69.2.91.87
	FA 900.8K	190 mm	0.80 mm	Polished	4.69.2.91.81


Eclipse Series

Pages 174

	Product Name	Sinks Depth	Thickness	Finishing	
	EL 510.7K EL 510.7K	195 mm 195 mm	0.70 mm 0.70 mm	Polished Linen	3.06.2.14.58 3.06.2.15.65
	EL 780.500.7K EL 780.500.7K	195 mm 195 mm	0.70 mm 0.70 mm	Polished Linen	4.24.2.85.71 4.24.2.92.80






Sail's Series

Pages 176

	Product Name	Sinks Depth	Thickness	Finishing	
	SL 1200.500.20.7K SL 1200.500.20.7K	200 mm 200 mm	0.70 mm 0.70 mm	Polished Linen	9.57.5.80.152 9.57.4.02.171


Wide Series

Pages 177

	Product Name	Sinks Depth	Thickness	Finishing	
	W 1000.500.15 W.7K W 1000.500.15 W.7K	200 mm 200 mm	0.70 mm 0.70 mm	Polished Linen	7.43.3.73.113 7.43.3.65.127
	W 1000.500.18 W.7K W 1000.500.18 W.7K	200 mm 200 mm	0.70 mm 0.70 mm	Polished Linen	8.01.3.37.127 8.01.3.95.143
	W 1160.500.18 W.7K W 1160.500.18 W.7K	200 mm 200 mm	0.70 mm 0.70 mm	Polished Linen	8.49.4.20.134 8.49.4.07.151
	W 1000.600.15 W.7K W 1000.600.15 W.7K	200 mm 200 mm	0.70 mm 0.70 mm	Polished Linen	7.61.3.58.116 7.61.3.58.131
	W 1200.600.18 W.7K W 1200.600.18 W.7K	200 mm 200 mm	0.70 mm 0.70 mm	Polished Linen	9.14.5.65.144 9.14.4.29.162




Giza Series

Pages 181

	Product Name	Sinks Depth	Thickness	Finishing	
	GZ 860.500.7K	180 mm	0.70 mm	Polished	7.26.3.28.85












Echos Series

Pages 183

	Product Name	Sinks Depth	Thickness	Finishing	
	EC 615.500.6K	165 mm	0.60 mm	Satin	3.41.2.11.62
	EC 615.500.7K	175 mm	0.70 mm	Polished	3.81.2.36.70
	EC 860.500.6K	165 mm	0.60 mm	Satin	4.45.2.76.75
	EC 860.500.7K	175 mm	0.70 mm	Polished	4.98.3.09.85
	EC 1000.500.6K	165 mm	0.60 mm	Satin	4.93.3.06.77
	EC 1000.500.7K	175 mm	0.70 mm	Polished	4.93.3.06.93
















Standard Series

Pages 187

	Product Name	Sinks Depth	Thickness	Finishing	
	ST 500.400.5K	145 mm	0.50 mm	Satin	1.93.1.32.31
	ST 500.400.5K	145 mm	0.50 mm	Linen	2.02.1.32.34
	ST 500.500.5K	145 mm	0.50 mm	Satin	2.09.1.50.32
	ST 500.500.5K	145 mm	0.50 mm	Linen	2.07.1.50.35
	ST 500.600.5K	145 mm	0.50 mm	Satin	2.36.1.74.37
	ST 500.600.5K	145 mm	0.50 mm	Linen	2.36.1.46.42
	ST 600.600.5K	145 mm	0.50 mm	Satin	2.66.1.97.40
	ST 600.600.5K	145 mm	0.50 mm	Linen	2.66.1.65.45
	ST 800.500.5K	145 mm	0.50 mm	Satin	2.93.2.14.46
	ST 800.500.5K	145 mm	0.50 mm	Linen	2.95.1.83.51
	ST 800.500.6K	155 mm	0.60 mm	Satin	3.54.2.20.52
	ST 800.500.6K	155 mm	0.60 mm	Linen	3.54.2.50.58
	ST 800.600.5K	145 mm	0.50 mm	Satin	3.33.2.63.49
	ST 800.600.5K	145 mm	0.50 mm	Linen	3.33.2.06.55
	ST 800.600.6K	155 mm	0.60 mm	Satin	4.03.3.12.57
	ST 800.600.6K	155 mm	0.60 mm	Linen	4.03.3.12.64
	ST 1000.500.5K	145 mm	0.50 mm	Satin	3.49.2.70.53
	ST 1000.500.5K	145 mm	0.50 mm	Linen	3.46.2.15.60
	ST 1000.500.6K	155 mm	0.60 mm	Satin	4.15.3.29.61
	ST 1000.500.6K	155 mm	0.60 mm	Linen	4.12.2.71.68
	ST 1000.600.5K	145 mm	0.50 mm	Satin	3.93.3.08.56
	ST 1000.600.5K	145 mm	0.50 mm	Linen	3.90.2.42.65
	ST 1000.600.6K	155 mm	0.60 mm	Satin	4.68.3.56.66
	ST 1000.600.6K	155 mm	0.60 mm	Linen	4.65.3.60.74
	ST 800.500.20.5K	145 mm	0.50 mm	Satin	3.18.1.97.59
	ST 800.500.20.5K	145 mm	0.50 mm	Linen	3.18.1.97.66
	ST 800.500.20.6K	155 mm	0.60 mm	Satin	4.30.2067.66
	ST 800.500.20.6K	155 mm	0.60 mm	Linen	4.30.2067.73
	ST 800.600.20.5K	145 mm	0.50 mm	Satin	3.58.2.80.62
	ST 800.600.20.5K	145 mm	0.50 mm	Linen	3.58.2.22.69
	ST 800.600.20.6K	155 mm	0.60 mm	Satin	4.30.3.19.69
	ST 800.600.20.6K	155 mm	0.60 mm	Linen	4.30.3.29.77
	ST 1200.600.20.5K	145 mm	0.50 mm	Satin	4.74.3.68.76
	ST 1200.600.20.5K	145 mm	0.50 mm	Linen	4.74.2.94.85
	ST 1200.600.20.6K	155 mm	0.60 mm	Satin	5.68.3.89.86
	ST 1200.600.20.6K	155 mm	0.60 mm	Linen	5.68.3.98.96

Undermount Series


















Pages 193

	Product Name	Sinks Depth	Thickness	Finishing	
	D 180.6K	130 mm	0.60 mm	Satin	0.97.0.60.21
	D 180.6K	130 mm	0.60 mm	Linen	0.97.0.60.24
	D 180.7K	140 mm	0.70 mm	Polished	1.13.0.53.25
	D 180.7K	140 mm	0.70 mm	Linen	1.13.0.67.28
	D 181.10K	178 mm	1 mm	Polished	2.00.1.03.34
	D 210.10K	178 mm	1 mm	Polished	2.32.1.51.40
	D 265.7K	140 mm	0.70 mm	Polished	1.76.0.96.38
	D 265.10K	190 mm	1 mm	Polished	2.80.1.28.48
	D 328.7K	165 mm	0.70 mm	Polished	2.22.0.96.40
	D 328.7K	165 mm	0.70 mm	Linen	2.22.0.98.45
	D 345.6K	170 mm	0.60 mm	Satin	1.98.1.32.36
	D 345.6K	170 mm	0.60 mm	Linen	2.03.1.26.38
	D 345.7K	185 mm	0.70 mm	Polished	2.37.1.43.39
	D 345.7K	185 mm	0.70 mm	Linen	2.37.1.42.44
	D 345.10K	203 mm	1 mm	Polished	3.92.2.43.55
	D 345.10K	228 mm	1 mm	Polished	3.92.2.43.60
	D 346.6K	170 mm	0.60 mm	Satin	2.03.1.32.36
	D 346.6K	170 mm	0.60 mm	Linen	2.03.1.26.38
	D 346.7K	185 mm	0.70 mm	Polished	2.37.1.47.39
	D 346.7K	185 mm	0.70 mm	Linen	2.37.1.47.44
	D 360.6K	170 mm	0.60 mm	Satin	2.42.1.44.43
	D 360.6K	170 mm	0.60 mm	Linen	2.42.1.50.48
	D 360.7K	185 mm	0.70 mm	Polished	2.82.1.69.49
	D 360.7K	185 mm	0.70 mm	Linen	2.82.1.65.55
	D 370.7K	170 mm	0.70 mm	Polished	2.60.1.55.51
	D 370.10K	170 mm	0.70 mm	Linen	4.50.2.52.65
	DS 370.7K	170 mm	0.70 mm	Polished	2.66.1.55.55
	DS 370.10K	170 mm	0.70 mm	Linen	4.50.2.82.70
	D 376.6K	170 mm	0.60 mm	Satin	2.66.1.56.45
	D 376.7K	185 mm	0.70 mm	Polished	3.15.1.96.52
	D 376.10K	203 mm	1 mm	Polished	4.50.2.79.66
	D 376.10K	228 mm	1 mm	Polished	4.50.2.79.69
	D 376.10K	254 mm	1.2 mm	Polished	4.50.2.79.72
	D 377.6K	170 mm	0.60 mm	Satin	2.70.1.67.53
	D 377.7K	185 mm	0.70 mm	Polished	3.15.1.96.52
	D 377.10K	203 mm	1 mm	Polished	4.99.3.10.66
	D 377.10K	228 mm	1 mm	Polished	4.99.3.10.69
	D 377.10K	254 mm	1 mm	Polished	4.99.3.10.72
	D 420.10K	185 mm	1 mm	Polished	2.82.1.75.49
	D 420.10K	185 mm	1 mm	Linen	2.82.1.75.55
	D 537.8K	203 mm	0.80 mm	Polished	5.76.3.57.79
	D 537.10K	228 mm	1 mm	Polished	7.20.4.46.100
	D 537.12K	254 mm	1.2 mm	Polished	8.64.5.36.114
	D 556.8K	195 mm	0.80 mm	Polished	5.25.3.05.80
	D 556.10K	203 mm	1 mm	Polished	6.88.4.10.96
	D 556.10K	228 mm	1 mm	Polished	6.64.4.12.100
	D 556.12K	254 mm	1.2 mm	Polished	8.06.5.00.114

**PRESSED WASTE KIT
HOLE IS INTEGRATE**
In Stainless Steel Kitchen
Sinks KIND







Undermount Series

Pages 193

	Product Name	Sinks Depth	Thickness	Finishing	
	D 723.8K D 723.10K D 723.12K	203 mm 228 mm 254 mm	0.80 mm 1 mm 1.2 mm	Polished Polished Polished	6.24.3.87.89 8.07.5.01.121 9.80.6.08.139
	D 340.70.30.7K D 340.70.30.7K	185 mm 185 mm	0.70 mm 0.70 mm	Polished Linen	3.96.2.35.91 3.96.1.86.102
	MN 346.80.20.6K MN 346.80.20.8K	155 mm 190 mm	0.60 mm 0.80 mm	Satin Polished	3.1.1.7.52 4.32.2.17.70
	MN 337.50.50.8K	185 mm	0.80 mm	Polished	6.20.2.80.83
	MN 360.50.50.10K MN 360.50.50.12K	228 mm 240 mm	1 mm 1.2 mm	Polished Polished	7.81.4.60.133 9.37.5.70.148
	MN 375.60.40.10K MN 375.60.40.12K	228 mm 240 mm	1 mm 1.2 mm	Polished Polished	8.10.4.42.137 9.72.5.60.151
	MN 445.70.30.10K MN 445.70.30.12K	228 mm 240 mm	1 mm 1.2 mm	Polished Polished	7.16.3.51.137 8.59.4.04.151
	EDD 360.50.50.12K	240 mm	1.2 mm	Polished	9.25.5.80.170
	EDD 375.60.40.12K	240 mm	1.2 mm	Polished	9.60.5.80.178
	D 340 / R50.8K D 340 / R50.10K D 340 / R50.12K	190 mm 203 mm 228 mm	0.80 mm 1 mm 1.2 mm	Polished Polished Polished	3.79.1.93.66 4.68.2.90.76 5.76.3.57.90
	D 400 / R50.8K D 400 / R50.10K D 400 / R50.12K	190 mm 203 mm 228 mm	0.80 mm 1 mm 1.2 mm	Polished Polished Polished	3.99.2.14.68 5.31.3.29.78 6.53.4.05.92
	D 450 / R50.8K D 450 / R50.10K D 450 / R50.12K	190 mm 203 mm 228 mm	0.80 mm 1 mm 1.2 mm	Polished Polished Polished	4.40.2.26.72 5.57.3.45.83 6.91.4.29.99
	D 450 eco / R75.6K	170 mm	0.60 mm	Satin	2.98.1.85.60
	D 500 / R50.8K D 500 / R50.10K D 500 / R50.12K	190 mm 203 mm 228 mm	0.80 mm 1 mm 1.2 mm	Polished Polished Polished	4.51.2.53.74 5.98.3.71.86 7.34.4.55.101
	D 500 eco / R75.6K	170 mm	0.60 mm	Satin	2.93.1.82.70
	D 340.50.50 / R50.8K D 340.50.50 / R50.10K D 340.50.50 / R50.12K	190 mm 203 mm 228 mm	0.80 mm 1 mm 1.2 mm	Polished Polished Polished	7.58.3.87.140 9.36.4.40.160 11.52.5.41.187
	D 400.50.50 / R50.8K D 400.50.50 / R50.10K D 400.50.50 / R50.12K	190 mm 203 mm 228 mm	0.80 mm 1 mm 1.2 mm	Polished Polished Polished	7.99.3.75.144 10.62.4.99.164 13.06.6.14.192






Universal Series

Pages 205

	Product Name	Sinks Depth	Thickness	Finishing	
	UN 446.5K	150 mm	0.50 mm	Satin	1.77.1.03.33
	UN 446.5K	150 mm	0.50 mm	Linen	1.77.1.10.37
	UN 446.6K	165 mm	0.60 mm	Satin	2.32.1.19.37
	UN 446.6K	165 mm	0.60 mm	Linen	2.32.1.44.41
	UN 446.7K	185 mm	0.70 mm	Polished	2.74.1.38.47
	UN 446.7K	185 mm	0.70 mm	Linen	2.74.1.70.52
	UNT 446.5K	50 mm	0.50 mm	Satin	1.48.0.92.30
	UN 345.6K	170 mm	0.60 mm	Satin	2.03.1.26.38
	UN 345.7K	185 mm	0.70 mm	Polished	2.37.1.43.41
	UN 345.10K	203 mm	1 mm	Polished	4.20.2.09.58
	UN 376.6K	170 mm	0.60 mm	Satin	2.70.1.60.47
	UN 376.7K	185 mm	0.70 mm	Polished	3.15.1.95.55
	UN 376.10K	228 mm	1 mm	Polished	4.50.2.79.73
	UN 376.10K	254 mm	1 mm	Polished	4.50.2.79.76
	UN 377.6K	170 mm	0.60 mm	Satin	2.70.1.67.47
	UN 377.7K	185 mm	0.70 mm	Polished	3.15.1.95.55
	UN 377.10K	228 mm	1 mm	Polished	4.50.2.78.72
	UN 377.10K	254 mm	1 mm	Polished	4.50.2.79.76
	UN 610.8K	203 mm	0.80 mm	Polished	5.44.3.37.83




D Series

Pages 209

	Product Name	Sinks Depth	Thickness	Finishing	
	D 760.10K	228 mm	1 mm	Polished	8.97.4.38.129
	D 760.12K	254 mm	1.2 mm	Polished	110.77.5.25.142
	DXT 780.8K	203 mm	0.80 mm	Polished	6.62.4.11.119
	DXT 780.10K	228 mm	1 mm	Polished	9.20.5.70.136
	DXT 840.10K	228 mm	1 mm	Polished	9.20.5.70.145
	DXT 840.12K	254 mm	1.2 mm	Polished	11.14.6.90.164
	D 715.10K	228 mm	1 mm	Polished	7.92.4.91.124
	D 715.12K	254 mm	1.2 mm	Polished	9.67.5.99.145
	DX 800.10K	203 mm	0.80 mm	Polished	6.34.3.93.115
	DX 800.12K	228 mm	1 mm	Polished	8.28.5.23.132












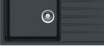
Lavatory Series

Pages 213

	Product Name	Sinks Depth	Thickness	Finishing	
	L 330.10K	170 mm	1 mm	Polished	3.08.1.91.47
	L 370.10K	165 mm	1 mm	Polished	3.12.1.94.47
	L 435.10K	160 mm	1 mm	Polished	3.08.1.91.56
	L 400.10K	172 mm	1 mm	Polished	4.20.2.60.97
	LX 340.10K	172 mm	1 mm	Polished	4.03.2.50.97
	L 610 Laundry.12K	254 mm	1.2 mm	Polished	7.97.4.94.126

Granite Series

Pages 225

	Product Name	Sinks Depth	
	ULS 510	200 mm	174
	ULS 615.500	200 mm	185
	ULS 615.500.15	200 mm	190
	ULS 780.500	200 mm	196
	ULS 780.500.15	200 mm	207
	ELG 780.500	200 mm	196
	LGT 960.500.15	200 mm	275
	LGT 1000.500.15	200 mm	242
	CLS 400.500	200 mm	174
	CLS 740.460	200 mm	182
	CLS 560.510	200 mm	170
	CLS 1000.500	200 mm	213

Glass Series

Pages 217

	Product Name	Sinks Depth	Thickness	Finishing	
	GS 500.500 W.10K	190 mm	1 mm	Polished	6.76.4.00.166
	GS 500.500 B.10K	190 mm	1 mm	Polished	6.76.4.00.136
	GS 550.530 W.10K	215 mm	1 mm	Polished	8.07.5.30.185
	GS 550.530 B.10K	215 mm	1 mm	Polished	8.07.5.30.166
	GS 780.500 W.10K	215 mm	1 mm	Polished	9.53.6.75.193
	GS 780.500 B.10K	215 mm	1 mm	Polished	9.53.6.75.188
	GS 860.510 W.10K	215 mm	1 mm	Polished	10.51.7.45.244
	GS 860.510 B.10K	215 mm	1 mm	Polished	10.51.7.45.200
	GS 950.500.15 W.10K	210 mm	1 mm	Polished	11.67.6.88.300
	GS 950.500.15 B.10K	210 mm	1 mm	Polished	11.67.6.88.290
	GS 860.500 W.10K	215 mm	1 mm	Polished	10.23.7.54.210
	GS 860.500 B.10K	210 mm	1 mm	Polished	10.23.7.54.183
	GS 1000.500.15 W.10K	210 mm	1 mm	Polished	13.41.9.54.313
	GS 1000.500.15 B.10K	215 mm	1 mm	Polished	13.41.9.54.282
	GS 1160.500.20 B.10K	215 mm	1 mm	Polished	15.21.10.80.348
	GS 860.510 B Silky.10K	223 mm	1 mm	Polished	11.67.6.88.270
	GS 950.500.15 B Silky.10K	223 mm	1 mm	Polished	11.67.6.88.290

Soap Dispenser

Pages 231

Product Name	
UD0001CR	17
UD0002CR	17
UD0011CR	20
UD0022CR	20
TPZ114CR	20

Chopping Board

Pages 237

Product Name	
B44	30
B45	30
B47	30
B48	30
B35.40	24
B40.40	24
B41.41	24
B34.42	24
BR36	28
BR37	28
BR39	28
BR44	30
BR39.25	22
B21.40	22
B30.42	28
B28.54	42
B55.40	46
WSE 43.24	30
G21.40 W	99
G21.40 B	99
BS 43.24	99

Colander

Pages 239

Product Name	
CS396	29
CS396G	44
CS396B	44
CS396T	44
CS350	29
CS360	35
CS410	31
CS440	33
GSC17.30	27
CS16.30	22
CS17.32	24
CS18.34	27
CS16.39	29
CS 20.42	29
CS 400	29
CS 400 Gold	64
CS 400 Bronze	64
CS 400 Titanium	64

Baskets

Pages 241

Product Name	Unit Price USD
SBR34	13
SBT32.35	11
SB32.40	15
GSB 32.40	15
SB 41.24	15

Roll-mat

Pages 241

Product Name	
DR 34.42	31
DR 34.44	31
DR 34.42 S	31
DR 34.44 S	31
DR 420 S	31
DR 440 S	31
DR 450 S	31
DR 480 S	31















Fixing Equipment

Pages 249

Product Name	
KLP01 Inset Plastic Klips	0.20
KLP02 Inset Steel Klips	0.30
KLP03 Lay-on Klips	0.25
KLP04 Undermount Klips	0.45
KLP05 Flushmount Klips	0.45
BT01 Siphon Tap	4.50
BT02 Tap Hole Plug	0.63
MEDA01 Tap Hole Opener	49.0

Faucet Series

Pages 232

	Product Name	Finishing	
	TEMPO	Stainless Steel	90.50
	TEMPO	Titanium	175.60
	TEMPO	Bronze	155.80
	TEMPO	Gold	127.50
	OCTAVE	Stainless Steel	80.80
	OCTAVE	Titanium	165.70
	OCTAVE	Bronze	145.90
	OCTAVE	Gold	117.60
	RUBATO	Stainless Steel	55.50
	SAYRI	Stainless Steel	164.40
	DIVER	Stainless Steel	178.00
	FLIP	Stainless Steel	120.00
	NIAGARA NG Series	Stainless Steel	150.00
	FLYRAIN	Inox Titanium	230.00 250.00

	Product Name	Finishing	
	BANDO Snova	Stainless Steel Granite	221.40
	BANDO Onyx	Stainless Steel Granite	221.40
	BANDO	Stainless Steel	196.20
	COSTA	Stainless Steel	210.00

Siphons

Pages 242

Product Name		
H004	Single strainer Ø 3 1/2"	7.00
colorX H004 Gold	Single strainer Ø 3 1/2"	27.00
colorX H004 Bronze	Single strainer Ø 3 1/2"	27.00
colorX H004 Titanium	Single strainer Ø 3 1/2"	27.00
XLC-168	Prime Single strainer 3 1/2"	13.00
colorX XLC-168 Gold	Prime Single strainer 3 1/2"	33.00
colorX XLC-168 Bronze	Prime Single strainer 3 1/2"	33.00
colorX XLC-168 Titanium	Prime Single strainer 3 1/2"	33.00
CB-002	Single strainer Ø 3 1/2" with overflow	7.50
colorX CB002 Gold	Single strainer Ø 3 1/2" with overflow	27.50
colorX CB002 Bronze	Single strainer Ø 3 1/2" with overflow	27.50
colorX CB002 Titanium	Single strainer Ø 3 1/2" with overflow	27.50
XLC-169	Prime Single strainer 3 1/2" with overflow	15.00
colorX XLC-169 Gold	Prime Single strainer 3 1/2" with overflow	35.00
colorX XLC-169 Bronze	Prime Single strainer 3 1/2" with overflow	35.00
colorX XLC-169 Titanium	Prime Single strainer 3 1/2" with overflow	35.00
S9	Waste kit pipes set for single bowl	5.00
S8	Waste kit pipes set for single bowl	10.00
S-205	Single strainer Ø 3 1/2" with overflow & siphon with flexible pipe	9.00
S-905	Single strainer Ø 3 1/2" with overflow & siphon with flexible pipe	12.00
S-905 P	Single strainer Ø 3 1/2" with overflow, controller & siphon with flexible pipe	17.00
colorX S-905 Gold	Single strainer Ø 3 1/2" with overflow & siphon with flexible pipe	32.00
colorX S-905 Bronze	Single strainer Ø 3 1/2" with overflow & siphon with flexible pipe	32.00
colorX S-905 Titanium	Single strainer Ø 3 1/2" with overflow & siphon with flexible pipe	32.00
S-805	Double strainer Ø 3 1/2" with overflow & siphon with flexible pipe	20.00
S-805 P	Double strainer Ø 3 1/2" with overflow, controller & siphon with flexible pipe	25.00
colorX S-805 Gold	Double strainer Ø 3 1/2" with overflow & siphon with flexible pipe	40.00
colorX S-805 Bronze	Double strainer Ø 3 1/2" with overflow & siphon with flexible pipe	40.00
colorX S-805 Titanium	Double strainer Ø 3 1/2" with overflow & siphon with flexible pipe	40.00
S-700 15	Double strainer Ø 1 1/2" with overflow from bowl & siphon	11.00
SQ-905	Single square strainer with overflow & siphon	22.00
SQ-905 P	Single square strainer with overflow, controller & siphon	27.00
SQ-805	Double square strainer with overflow & siphon	35.00
SQ-805 P	Double square strainer with overflow, controller & siphon	41.00
UKI043	Single strainer Ø 3 1/2"	7.00
601-RM-g	Single strainer with overflow on the bowl Ø 3 1/2"	10.00
UKI042	Single strainer with overflow on the bowl Ø 3 1/2"	10.00
601-E-CV-IC-g	Single Prime strainer with overflow on the bowl Ø 3 1/2"	18.60
UKI041	Single strainer with overflow on the bowl Ø 3 1/2"	10.00
641-RM-g	Double strainer with overflow on the bowl Ø 3 1/2"	14.00
641-E-CV-IC-g	Double Prime strainer with overflow on the bowl Ø 3 1/2"	35.50
2601-E-CV-IC-g	Single Prime strainer with overflow on the bowl & drainer and controller Ø 3 1/2"	25.50
2641-E-CV-IC-g	Double Prime strainer with overflow on the bowl & drainer and controller Ø 3 1/2"	40.90
S905P italy	Single strainer Siphon with overflow on the bowl & drainer and controller Ø 3 1/2"	25.50
S-805 P italy	Double strainer Siphon with overflow on the bowl & drainer and controller Ø 3 1/2"	40.90
F 82601	Single Prime strainer with overflow, Pop up controller & Drainer Ø 3 1/2"	36.50
F 82641	Double Prime strainer with overflow, Pop up controller & Drainer Ø 3 1/2"	51.00
UKI007	Single square strainer with overflow & siphon with flexible pipe	19.50
UKI040	Double square strainer with overflow & siphon with flexible pipe	34.80

**Ukinox Türkiye**

Merkez Mahallesi, Zafer Caddesi
No:21 PK:81850 Gumusova / Duzce / Türkiye
Phone : +90 (380) 731 21 53
Fax: +90 (380) 731 22 33
Email: info@ukinox.com.tr
Web: www.ukinox.com.tr

HEAD OFFICE

Barbaros Hayrettinpaşa Mahallesi
1992. Sokak, No:14/109-110-111
PK:34522 Esenyurt – İstanbul / Türkiye
Phone : +90 (212) 886 95 98
Fax: +90 (212) 886 91 95
Email: info@ukinox.com
Web: www.ukinox.com

Ukinox / TopZero USA

5352 NW 35th Avenue Fort Lauderdale, FL 33309
Phone : 954-776-0444
Web: www.ukinoxusa.com

Ukinox Canada

Ukinox Canada official distributor Topzero Trade Inc.
88 Cumberland Street 2505
M5R 0C8 Toronto ON
Phone : +1 (647) 300 – 8610
Email: info@ukinox.ca
Web: www.ukinox.ca

Ukinox / Topzero Germany

TopZero GmbH Südring 13
63165 Mühlheim am Main
Tel.: +49 (0) 6108 8252280
Fax: +49 (0) 6108 8252282
Mail: guenel@topzero-gmbh.de
Web: topzero-gmbh.de

Ukinox France

LG INDUSTRIES
ZA du fossé de l'Empire
1, rue de l'Empire
59133 Phalempin France
Tel: +33 3 21 79 98 98
Fax: +33 3 21 69 40 29
Web: www.kronebylgindustries.com

Ukinox England

3A Thames River Ind Estate Tames Road
Silvertown London E16 2Ez
Phone: 0208 539 77 16
web: www.ukinox.co.uk

Ukinox Egypt

New Borg Al-Arab City, Extension of
Fourth Industrial Zone, Lot 10, Blk 13
Phone : 00203-5890188
Web: www.ukinoxegypt.com

