


[www.ukinox.com](http://www.ukinox.com)

# Kitchen **SINKS** **COLLECTION**

2025  
CATALOG



**UK INOX**

# UKINOX



## we are an eco-friendly factory

We work by consuming the world's resources as little as possible to add value to people, nature and our world.



# UKINOX



**50**

thousand  
m<sup>2</sup> production  
facility  
with 3 factories





Ukinox; In its new major investment, granite sink factory, in a closed area of 15,000 m2, starts production with high quality, different lines and models in granite sinks using the latest German technology.

UKINOX

## UKINOX Kitchen granite sinks factory



Ukinox Kitchen systems was established in İstanbul, TÜRKİYE in 1992.

Since the founding of our first factory, we have been manufacturing high-end stainless steel sinks with the most advanced level of expertise in the industry.

As our reputation grew simultaneously with quality and affordability, so did our manufacturing facilities. Besides our manufacturing site in Türkiye, we have a overall capacity of producing 3 million pieces of sinks annually with 3 factories worldwide. Including distribution centres for our products in 6 countries.

Our factories and products are certified by international quality standards organisations, such as EN ISO 9001, IAPMO UPC, SEDEX SMETA etc.



We have been exporting our wide -range of kitchen systems (42 series more than 500 models) to selective international markets in the world. Ukinox is supplier of worldwide DIY markets.

Our goal is to become your choice for a high-quality sink with the reputation of superior in-house design, value and attention to detail.

**42**  
series  
more than  
**500**  
models

**1.5**  
million  
sink  
production  
per year





Istanbul Airport



Europe

Asia



**UKINOX**

### Company Departments

UKINOX & TOPZERO USA  
UKINOX & TOPZERO GERMANY  
UKINOX ENGLAND  
UKINOX CANADA  
UKINOX EGYPT

[www.ukinox.com](http://www.ukinox.com)  
[www.topzero.com](http://www.topzero.com)

Istanbul Bosphorus



Europe

Asia

**UKINOX**

**stainless steel  
colorX  
granite  
glass  
kitchen sinks**



Factory  
Gumusova  
Duzce

**UKINOX**

Head Office  
Istanbul



Europe

Asia



Sabiha Gökçen  
Airport





42  
series  
more than  
500  
models

1.5  
million  
sink  
production  
per year



60+  
countries  
90 %  
export

Ukinox is a GLOBAL  
COMPANY that offers its  
products in more than  
60 countries.

UKINOX brings its  
products to the end  
users in more than  
2000 DIY stores  
and sales points

2500  
sales and  
distribution  
points



*Certificate*





# U

## X

### stainless steel colorX granite glass kitchen sinks

stainless steel  
AISI 304

---

modern  
design

---

cutting boards  
in the ideal  
size for your  
sink.

---

The faucet is one of the most constantly used items in your kitchen. So we place huge importance on creating easy-to-use products that stand the test of time.

---

Granite contains around 80% granite particles which results in enormous strength and resistance.

---

100% recyclable

---

naturally hygienic,  
it doesn't harbor  
bacteria

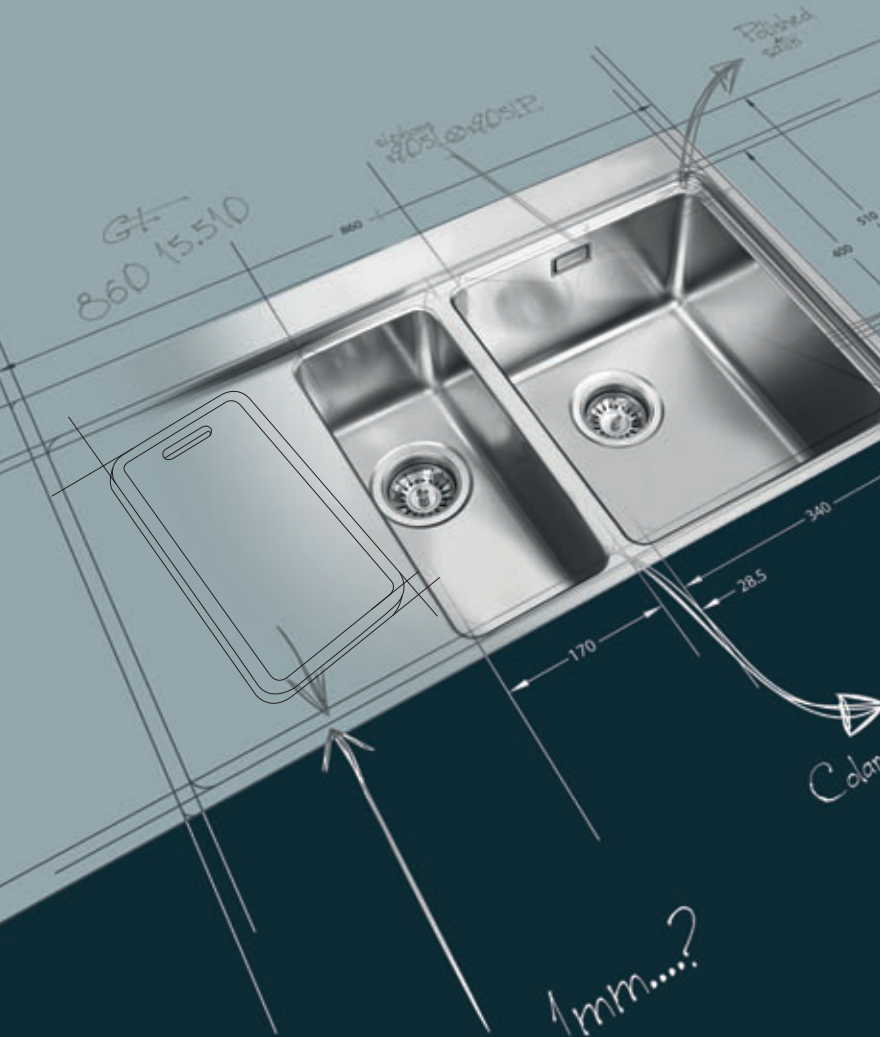
---

toughened  
safety glass and  
stainless steel bowls.

---

The versatile Roller Mat acts as an in-sink metal rack for rinsing as well as a drying rack or a trivet to protect surfaces against hot dishes. Simply roll up for easy storage.

---







- Design
- Innovation
- Technology
- Manufacturing
- Quality Control

- Marketing
- Delivery
- After Sales
- Sustainable



# Kitchen sinks surfaces


## Stainless Steel



P /  
Polished



L /  
Linen Textured  
Surface



S /  
Satin



LM /  
Micro Linen  
Textured Surface

UKINOX offers sinks in a selection of stainless steel finishes, so whether you prefer the more reflective qualities of the polished finish or the more subtle look of the silk or brushed finishes, which give a more matt sheen, there is a stainless steel solution for you.

## colorX

### PVD

Environmentally friendly technology; The surface created from a ceramic like inorganic compound that protects against scratches, prevents the bacterial growth and residue, leaves us with a complete confidence in terms of hygiene.



Gold




Titanium



Bronze

## Granite



Onyx



Snova




Colorado




Grey

Granite contains around 80% granite particles which results in enormous strength and resistance.

## Glass



Black



White

UKINOX uses a combination of toughened safety glass and stainless steel bowls.

elegant design and  
exquisite kitchen sinks

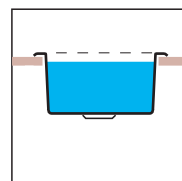




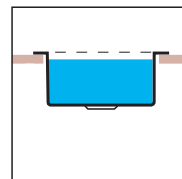
# Kitchen sinks installation

UKINOX

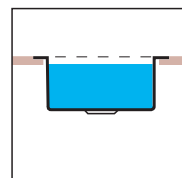
**Inset**



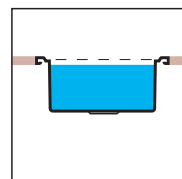
**Slim-Top**



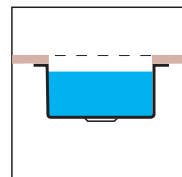
**Flush mount**



**Out Set**



**Undermount**































































**Pressed Waste  
Kit Hole  
Is INTEGRATE**  
In Stainless Steel  
Kitchen Sinks KIND







































Cabinet Size

25 cm cabinet size		35 cm cabinet size		40 cm cabinet size		45 cm cabinet size			
ME 170	72	D 265	195	ZRL 340	22	UN 345	206	ZRL 400	22
									
ME 171	72			TNL 340	38	UN 376	207	FVL 400	34
									
ME 172	72			colorX 340	46	L 330	214	FVL 450.505	34
									
D 180	194			ME 340.340	73	L 370	214	TNL 400	38
									
D 181	194			ME 340	73	GS 500.500 W	218	TNL 450.505	40
									
D 210	194			MM 780.510	82	GS 500.500 B	218	colorX 400	46
									
				CO 381.381	146	CLS 400.500	228	MT 341	68
									
				CM 465.435	156			MT 400	68
									
				D 328	195			ME 341	73
									
				D 345	195			ME 361	74
									
				D 376	197			ME 400	74
									
				D 340 / R50	202			ME 450	74
									

## 45 cm cabinet size

CO 503.503	146	D 420	197
			
CM 580.435	156	D 400 / R50	202
			
CM 760.435	156	UN 446	206
			
CM 760.435 W	157	UNT 446	206
			
CM 860.435	157	L 435	214
			
CM 860.435 W	157	L 400	215
			
GA 465.488	166	LX 340	215
			
ST 500.400	188	ULS 510	226
			
ST 500.600	188		
			
ST 600.600	189		
			
D 346	196		
			
D 360	196		
			


















## 50 cm cabinet size

ZRL 450	22	LN 630.500	114	FA 510	170
					
TNL 450	38	LN 860.500	114	FA 577.447	170
					
colorX 450	46	SLS 860.500	120	FA 747.447	171
					
MT 451	68	RS 780.500	132	FA 770.480	171
					
ME 451	75	RS 860.500	132	FA 900	172
					
ME 500.500	76	LT 615.500	140	EL 510	174
					
MM 460.495	82	CO 480.480	146	EL 780.500	174
					
MM 780.510 60	82	CO 580.488	147	EC 615.500	184
					
MM 860.510 60	83	CO 780.480	148	EC 860.500	184
					
MM 1000.510	83	GA 488.488	166	ST 500.500	188
					
MS 635.505	88	GA 737.488	166	ST 800.500	189
					
BL 780.500	110	FA 490	170	ST 800.600	189
					







































## Cabinet Size

### 50 cm cabinet size

<b>ST 1000.500</b> 190	<b>GS 860.500 B</b> 221
	
<b>ST 1000.600</b> 190	<b>ULS 615.500</b> 226
	
<b>D 370</b> 196	<b>ULS 615.500.15</b> 226
	
<b>D 377</b> 197	<b>ULS 780.500</b> 227
	
<b>D 450 / R50</b> 202	<b>CLS 740.460</b> 229
	
<b>D 450 eco / R75</b> 202	
	
<b>UN 377</b> 207	
	
<b>GS 550.530 W</b> 218	
	
<b>GS 550.530 B</b> 219	
	
<b>GS 780.500 W</b> 219	
	
<b>GS 780.500 B</b> 219	
	
<b>GS 860.500 W</b> 221	
	

### 55 cm cabinet size

<b>ZRL 450</b> 22	<b>MF 860.500</b> 92	<b>HY 860.500</b> 126
		
<b>ZRL 500</b> 23	<b>MF2 860.500</b> 93	<b>HY 965.500</b> 126
		
<b>ZRLM 450.40</b> 28	<b>GY 860.500</b> 100	<b>WV 860.500</b> 136
		
<b>FVL 500</b> 34	<b>AS 780.500 W</b> 104	<b>LT 945.510 W</b> 143
		
<b>FVL 550.505</b> 35	<b>AS 780.500</b> 104	<b>CO 780.480 W</b> 147
		
<b>TNL 500</b> 39	<b>AS 860.500W</b> 104	<b>CO 777.488</b> 149
		
<b>TNL 550.505</b> 40	<b>AS 860.500</b> 105	<b>CO 777.488 W</b> 149
		
<b>colorX 500</b> 47	<b>BL 860.500</b> 110	<b>CO 776.507 W</b> 150
		
<b>WSD 580</b> 61	<b>BL 1000.500</b> 110	<b>GA 737.488 W</b> 167
		
<b>MT 500</b> 69	<b>LN 965.500</b> 115	<b>FA 747.447 W</b> 171
		
<b>ME 500</b> 75	<b>SLS 965.500</b> 120	<b>FA 770.480 W</b> 172
		
<b>MS 860.500</b> 88	<b>HY 652.503</b> 126	<b>GZ 860.500</b> 181
		

## 55 cm cabinet size

EC 1000.500 184



D 500 / R50 203



D 500 ECO / R75 203



GS 860.510 W 220



GS 860.510 B 220



GS 950.500.15 W 220



GS 950.500.15 B 221



GS 860.510 B 223



## 60 cm cabinet size

ZRL 550 23



ZRL 340.70.30 24



ZRLM 500.40 28



TNL 550 39



TNL 340.70.30 41



colorX 550 47



colorX 340.70.30 47



ME 550 75



ME 600.500 77



MU 340.70.30 78



MM 860.510.15 83



MM 1000.15.510 84



MM 1000.510.15 84



MS 1000.500.15 88



MF 1000.500.15 92



MF2 1000.500.15 93



MA 1000.500.15 96



BL 1000.500.15 111



LN 790.500.15 114



LN 1000.500 115



LN 1000.500.15 115



SLS 965.500.15 120



SLS 1000.500 121



SLS 1000.500.15 121



HY 860.500.15 127



HY 1000.500.15 127



RS 1000.500.15 132



WV 1000.500.15 136



LT 615.500.15 140



LT 780.500 140



LT 945.510 143



CO 594.488.15 147



CO 778.488.15 148



CO 776.507.15 149



FS 1000.500.15 152



CM 860.500.15 158



D 537 198



D 556 198



D 340.70.30 199



MN 346.80.20 199



UN 610 207



L 610 Laundry 215



GS 1000.500.15 W 222



GS 1000.500.15 B 222



GS 950.500.15 B 223



ULS 780.500.15 227



ELG 780.500 227











































LGT 1000.500.15 228





Cabinet Size

60 cm cabinet size	65 cm cabinet size	70 cm cabinet size	75 cm cabinet size	80 cm cabinet size
CLS 560.510 229 	ZRLM 550.40 28 	ZRLP 380.70.30 25 	TNLP 340.50.50 43 	ZRL 745 23 
CLS 1000.500 229 	WSC 620 59 	TNLP 380.70.30 43 	colorX 340.50.50 48 	ZRL 340.50.50 24 
TNL 540.520 41 	WSS 620 60 	WS 700 58 	WSS 711 60 	ZRLP 340.50.50 25 
	AS 1000.500 W 105 	WV 915.500 136 	WSD 790 61 	TNL 745 39 
	AS 1000.500 105 	LT 915.500 142 	MU 340.50.50 78 	TNL 340.50.50 41 
	AS 1000.500.15 106 	W 1000.500.15 W 178 	CO 780.488.18 148 	WS 790 58 
	LT 780.500.15 141 	W 1000.600.15 W 179 	W 1000.500.18 W 178 	ME 745.400 76 
	LT 950.500.15 141 	LGT 960.500.15 228 		ME 790.500 77 
	LT 1000.500.15 141 			MM 1160.510.20 84 
	LT 945.510.15 143 			AS 1160.500.20 106 
				BL 1160.500.20 111 
				LN 1160.500.20 116 

## 80 cm cabinet size

HY 1160.500.20 127



HY 1160.500.18 128



WV 1160.500.20 137



WV 1200.600.20 137



LT 1160.500.20 142



LT 1200.600.20 142



CM 1160.500.20 158



CL 780.480.20 162



CL 1160.500.20 162



FA 780.435.20 172



ST 800.500.20 190



ST 800.600.20 191



ST 1200.600.20 191



D 723 198



MN 337.50.50 200



MN 360.50.50 200



MN 445.70.30 201



D 340.50.50 / R50 203



D 760 210



DXT 780 210



DXT 840 210



D 715 211



DX 800 211



GS 1160.500.20 B 222



NG 750 52



NG 750 TITANIUM 52



KHONE 54



## 84 cm cabinet size

UK RSFC 840 64



UK RSFC 849 64



UK RSFC 426.60.40 64



## 85 cm cabinet size

NG 810 52



WSC 810 59



ME 838.559 77



MS 1160.500.20 89



MF 1160.500.20 92



MF2 1160.500.20 93



MA 1160.500.20 96



CL 860.500.20 162



W 1160.500.18 W 178



W 1200.600.18 W 179



MN 375.60.40 200



EDD 360.50.50 201



EDD 375.60.40 201





Cabinet Size

90 cm

cabinet size

ZRL 800

24



TNL 800

40



MU 450.50.50

78



SLS 860.500.20

121



SLS 1160.500.20

122



SL 1200.500.20

176



D 400.50.50 / R50

203



115 cm

cabinet size

WSS 1143


60



Bathroom  
Countertop


colorX Oval 480

49



colorX Round 380

49



<b>SOAP DISPENSER</b>	<b>231</b>
<b>FAUCET SERIES</b>	<b>232</b>
<b>CHOPPING BOARDS</b>	<b>237</b>
<b>COLANDER</b>	<b>239</b>
<b>BASKETS</b>	<b>241</b>
<b>ROLL - MAT</b>	<b>241</b>
<b>SIPHONS</b>	<b>242</b>
<b>FIXING EQUIPMENT</b>	<b>249</b>

# ZEROLINE Series R0

**ZRL**  
Double strainer  
Ø 90 mm

**ZRLQ**  
Double strainer  
Square  
90 x 90 mm

**ZRLS**  
Pressed Waste Kit Hole  
Is Integrate  
In Stainless Steel Kitchen  
Sinks Kind

Different  
Choices





ZRL 340



ZRL 800



ZRL 400



ZRL 340.70.30



ZRL 450



ZRL 340.50.50



ZRL 500



**ZEROLINE  
PRIME Series**

ZRL 550



ZRLP 380.70.30



ZRL 745



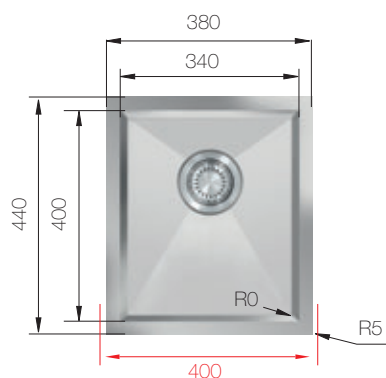
ZRLP 340.50.50



## ZRL 340

HANDMADE

Cutout size: Template provided



Flushmount



Slim Top

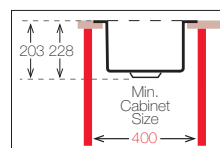


Undermount



Min.  
Cabinet Size

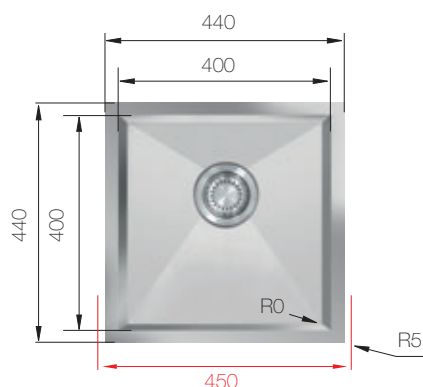
Bowl Size	340 mm x 400 mm		
Thickness	1 mm	1.2 mm	1.2 mm
Sink Depth	203 mm	203 mm	228 mm
Finishing	Polished	Polished	Polished



## ZRL 400

HANDMADE

Cutout size: Template provided



Flushmount



Slim Top

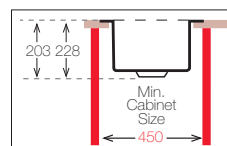


Undermount



Min.  
Cabinet Size

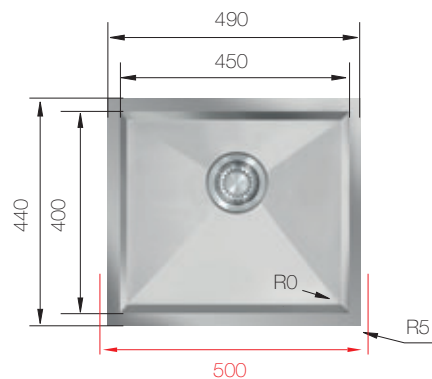
Bowl Size	400 mm x 400 mm		
Thickness	1 mm	1.2 mm	1.2 mm
Sink Depth	203 mm	203 mm	228 mm
Finishing	Polished	Polished	Polished



## ZRL 450

HANDMADE

Cutout size: Template provided



Flushmount



Slim Top

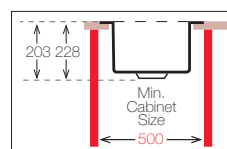


Undermount



Min.  
Cabinet Size

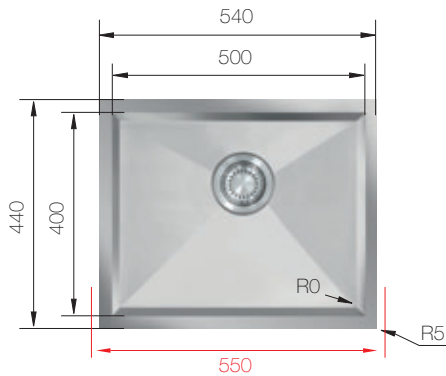
Bowl Size	450 mm x 400 mm		
Thickness	1 mm	1.2 mm	1.2 mm
Sink Depth	203 mm	203 mm	228 mm
Finishing	Polished	Polished	Polished



## ZRL 500

HANDMADE

Cutout size: Template provided



Flushmount



Slim Top

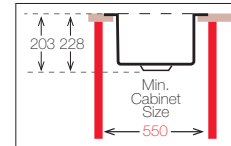


Undermount



Min.  
Cabinet Size

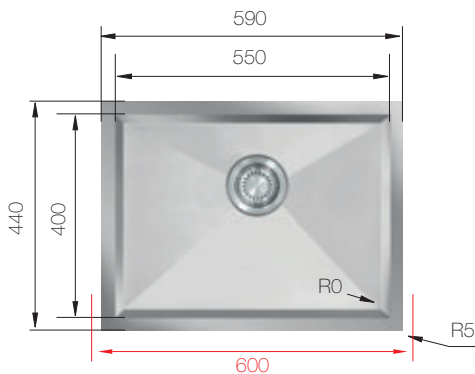
Bowl Size	500 mm x 400 mm		
Thickness	1 mm	1.2 mm	1.2 mm
Sink Depth	203 mm	203 mm	228 mm
Finishing	Polished	Polished	Polished



## ZRL 550

HANDMADE

Cutout size: Template provided



Flushmount



Slim Top

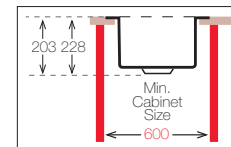


Undermount



Min.  
Cabinet Size

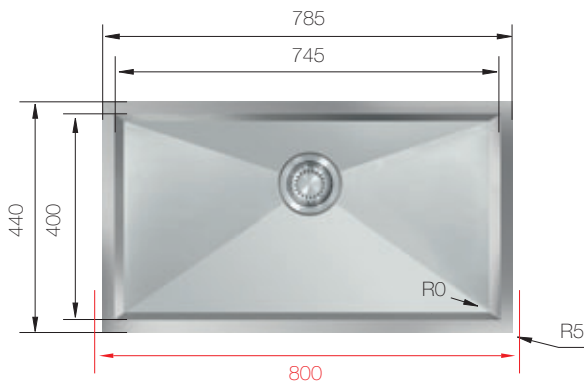
Bowl Size	550 mm x 400 mm		
Thickness	1 mm	1.2 mm	1.2 mm
Sink Depth	203 mm	203 mm	228 mm
Finishing	Polished	Polished	Polished



## ZRL 745

HANDMADE

Cutout size: Template provided



Flushmount



Slim Top

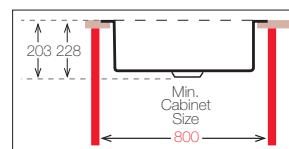


Undermount



Min.  
Cabinet Size

Bowl Size	745 mm x 400 mm		
Thickness	1.2 mm	1.2 mm	
Sink Depth	203 mm	228 mm	
Finishing	Polished	Polished	



B 21.40



CS 396



CS 20.42



DR 34.44S



DR 34.44



S-905

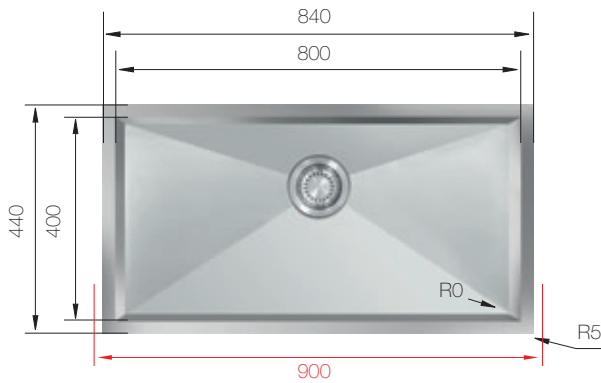




## ZRL 800

HANDMADE

Cutout size: Template provided



Flushmount



Slim Top

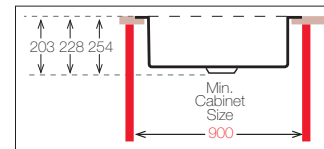


Undermount



Min. Cabinet Size

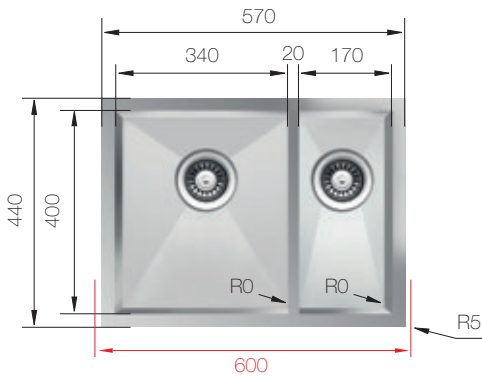
Bowl Size	800 mm x 400 mm		
Thickness	1.2 mm	1.2 mm	1.5 mm
Sink Depth	203 mm	228 mm	254 mm
Finishing	Polished	Polished	Polished



## ZRL 340.70.30

HANDMADE

Cutout size: Template provided



Flushmount



Slim Top

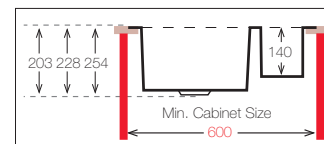


Undermount



Min. Cabinet Size

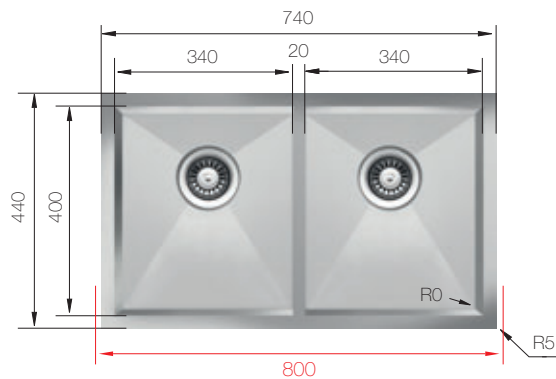
Bowl Size	340 mm x 400 mm	170 mm x 400 mm	
Thickness	1.2 mm	1.2 mm	1.5 mm
Sink Depth	203 mm	228 mm	254 mm
Finishing	Polished	Polished	Polished



## ZRL 340.50.50

HANDMADE

Cutout size: Template provided



Flushmount



Slim Top

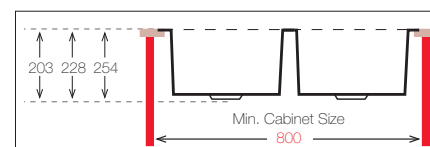


Undermount



Min. Cabinet Size

Bowl Size	340 mm x 400 mm	340 mm x 400 mm	
Thickness	1.2 mm	1.2 mm	1.5 mm
Sink Depth	203 mm	228 mm	254 mm
Finishing	Polished	Polished	Polished



# ZEROLINE PRIME Series R0

**UKINOX**



**ZRLP**  
Double strainer  
Ø 90 mm

**ZRLPQ**  
Double strainer  
Square  
90 x 90 mm

**ZRLPS**  
Pressed Waste Kit Hole  
Is Integrate  
In Stainless Steel  
Kitchen Sinks Kind

**ZRLP 380.70.30**

HANDMADE

Cutout size: Template provided



Flushmount



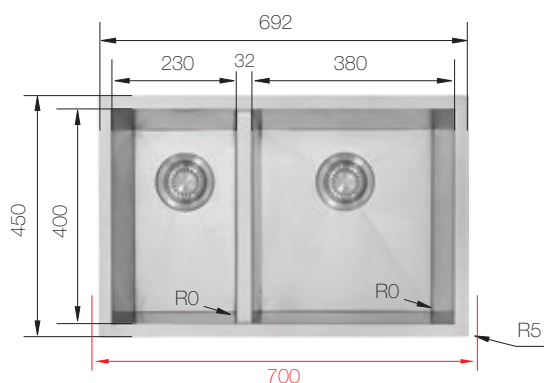
Slim Top



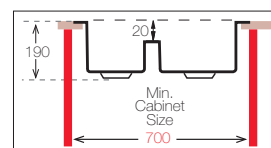
Undermount



Min.  
Cabinet Size



Bowl Size | 230 mm x 400 mm  
380 mm x 400 mm  
Thickness | 1.2 mm  
Sink Depth | 190 mm  
Finishing | Polished



**ZRLP 340.50.50**

HANDMADE

Cutout size: Template provided



Flushmount



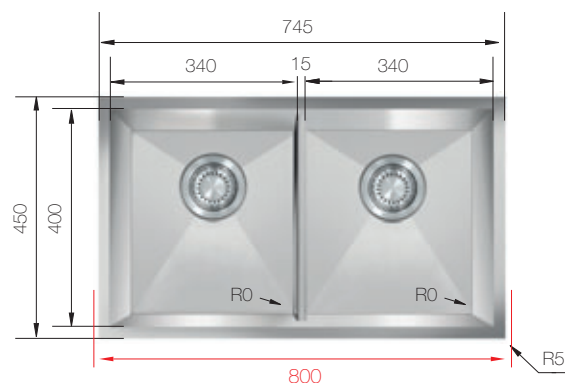
Slim Top



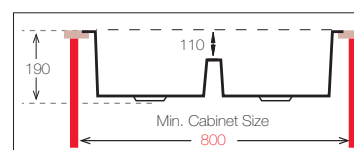
Undermount



Min.  
Cabinet Size



Bowl Size | 340 mm x 400 mm  
340 mm x 400 mm  
Thickness | 1.2 mm  
Sink Depth | 190 mm  
Finishing | Polished



B 21.40

CS 396

CS 20.42

DR 34.44S

DR 34.44

S-905

S-805



# **ZEROLINE MARBLE**

Series

R0

NEW

UK INOX





---

ZRLM 450.40



---

ZRLM 500.40



---

ZRLM 550.40



# New Zeroline Marble Series

# ZEROLINE MARBLE Series R0

**UKINOX**

## ZRLM 450.40

HANDMADE

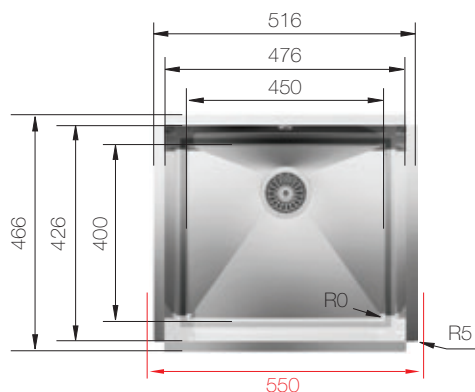
Cutout size: Template provided



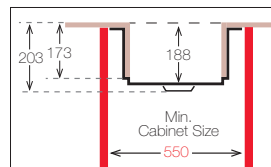
Undermount



Min.  
Cabinet Size



Bowl Size	450 mm x 400 mm
Thickness	1 mm
Sink Depth	203 mm
Finishing	Polished



## ZRLM 500.40

HANDMADE

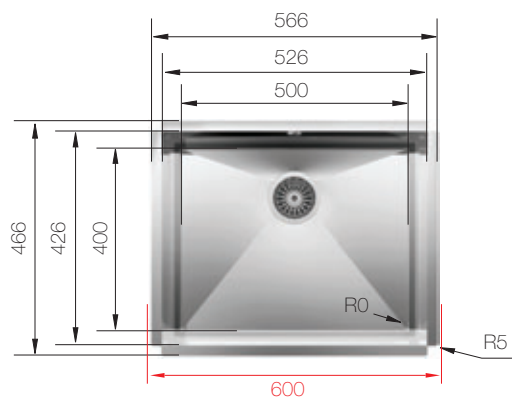
Cutout size: Template provided



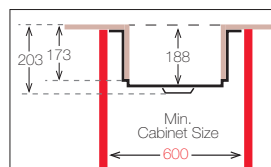
Undermount



Min.  
Cabinet Size



Bowl Size	500 mm x 400 mm
Thickness	1 mm
Sink Depth	203 mm
Finishing	Polished



## ZRLM 550.40

HANDMADE

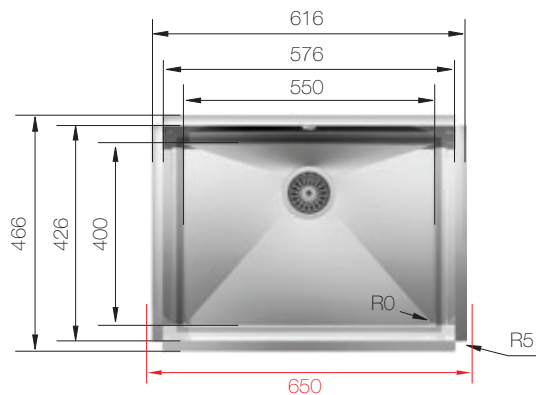
Cutout size: Template provided



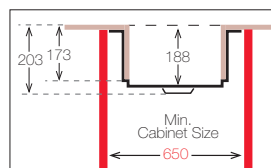
Undermount



Min.  
Cabinet Size



Bowl Size	550 mm x 400 mm
Thickness	1 mm
Sink Depth	203 mm
Finishing	Polished



B 21.40




CS 396



CS 20.42



DR 34.44S



DR 34.44

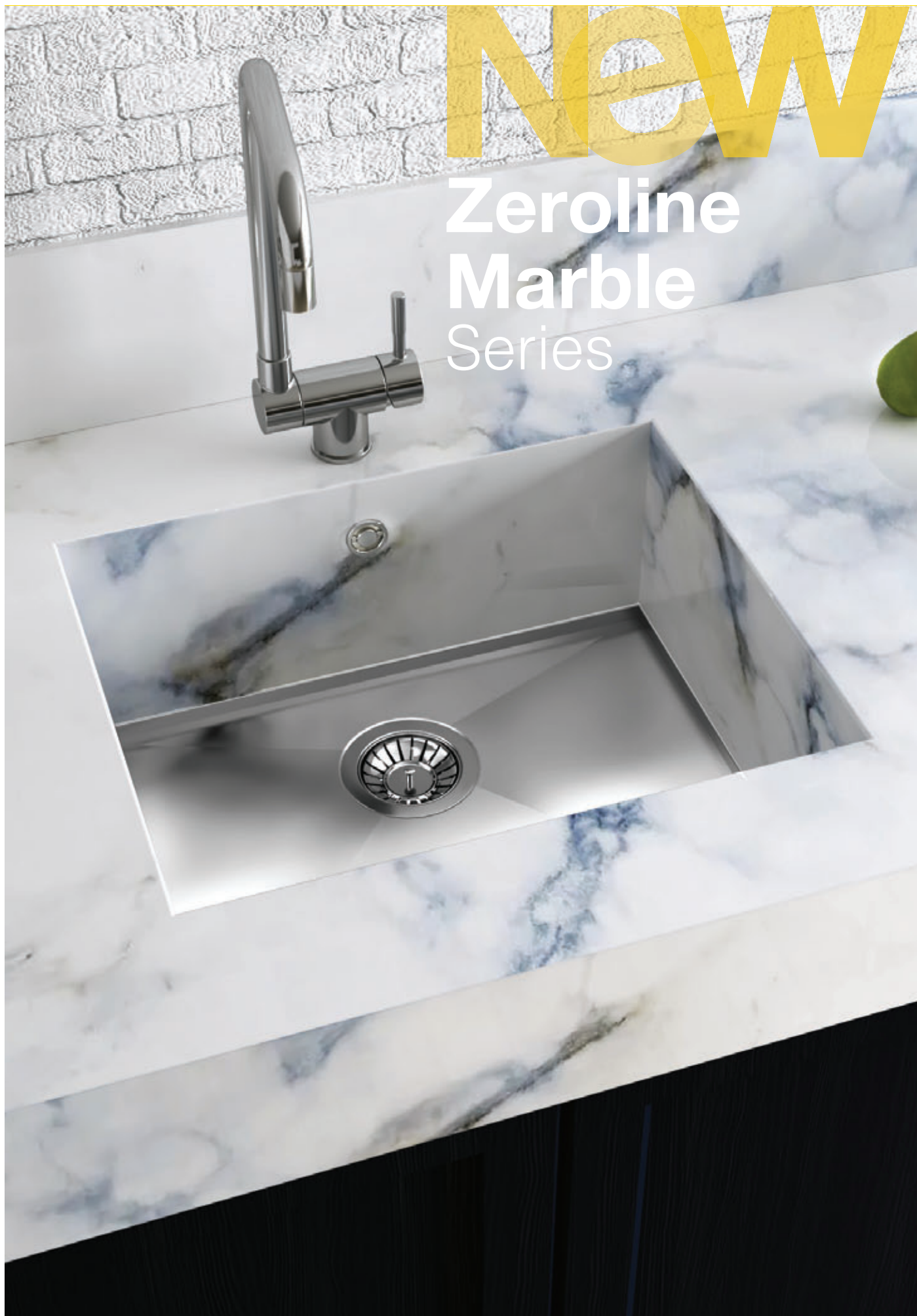


S-905



# New

## Zeroline Marble Series





New

Zeroline  
Marble  
Series

# FIVELINE Series R5



**FVL**  
Single strainer  
Ø 90 mm



**FVLQ**  
Single strainer  
Square  
90 x 90 mm



**FVLS**  
Pressed Waste Kit Hole  
Is Integrate  
In Stainless Steel Kitchen  
Sinks Kind

Different  
Choices

UKINOX



---

**FVL 400**

---

**FVL 500**

---

**FVL 450.505**

---

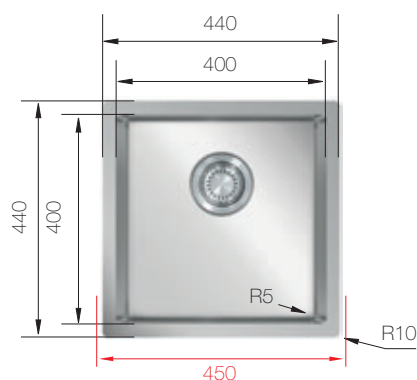
**FVL 550.505**



## FVL 400

HANDMADE

Cutout size: Template provided



Flushmount



Slim Top

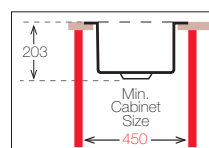


Undermount



Min.  
Cabinet Size

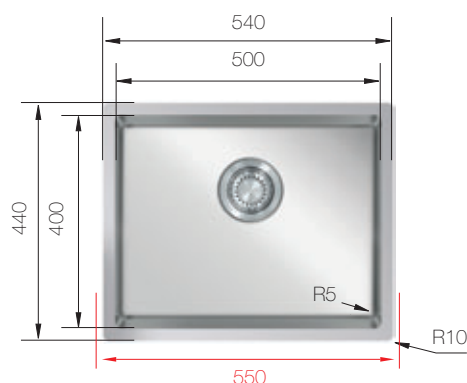
Bowl Size	400 mm x 400 mm
Thickness	1.2 mm
Sink Depth	203 mm
Finishing	Polished



## FVL 500

HANDMADE

Cutout size: Template provided



Flushmount



Slim Top

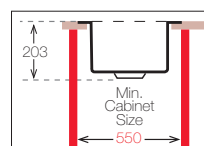


Undermount



Min.  
Cabinet Size

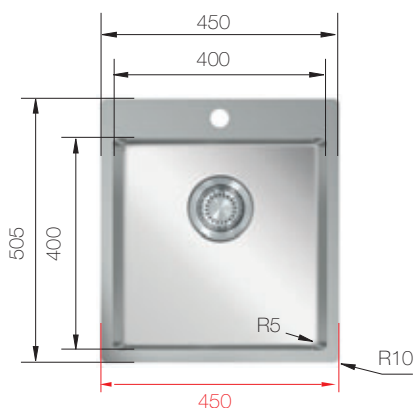
Bowl Size	500 mm x 400 mm
Thickness	1.2 mm
Sink Depth	203 mm
Finishing	Polished



## FVL 450.505

HANDMADE

Cutout size: Template provided



Flushmount

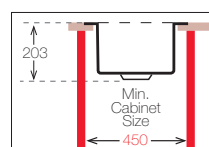


Slim Top



Min.  
Cabinet Size

Bowl Size	400 mm x 400 mm
Thickness	1.2 mm
Sink Depth	203 mm
Finishing	Polished



FIVELINE Series R5



FVL 550.505

HANDMADE

Cutout size: Template provided



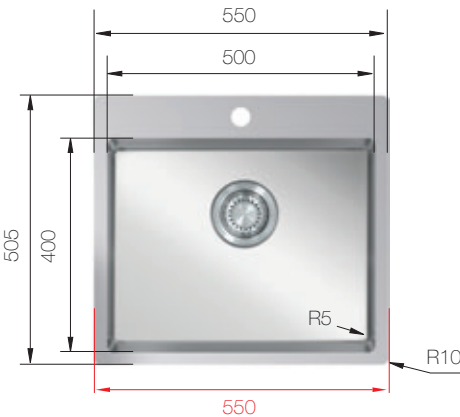
Flushmount



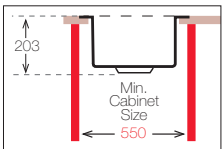
Slim Top



Min.  
Cabinet Size



Bowl Size	500 mm x 400 mm
Thickness	1.2 mm
Sink Depth	203 mm
Finishing	Polished



B 21.40




CS 396



CS 20.42



DR 34.44S



DR 34.44



S-905



# TENLINE Series R10

**TNL**  
Single strainer  
Ø 90 mm

**TNLQ**  
Single strainer  
Square  
90 x 90 mm

**TNLS**  
Pressed Waste Kit Hole  
Is Integrate  
In Stainless Steel Kitchen  
Sinks Kind

Different  
Choices





TNL 340



TNL 550



TNL 550.505



TNL 400



TNL 745



TNL 540.520



TNL 450



TNL 800



TNL 340.70.30



TNL 500



TNL 450.505



TNL 340.50.50



## TENLINE PRIME Series

TNLP 380.70.30



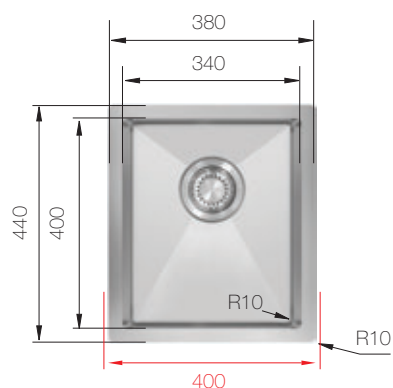
TNLP 340.50.50



## TNL 340

HANDMADE

Cutout size: Template provided



Flushmount



Slim Top

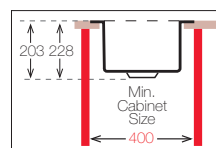


Undermount



Min.  
Cabinet Size

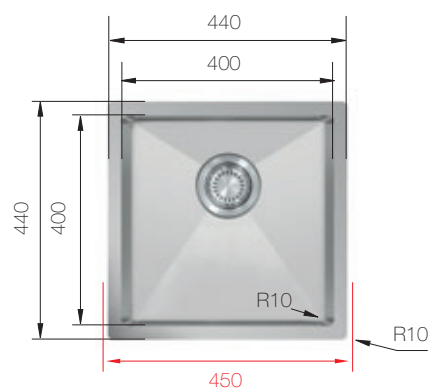
Bowl Size	340 mm x 400 mm		
Thickness	1 mm	1.2 mm	1.2 mm
Sink Depth	203 mm	203 mm	228 mm
Finishing	Polished	Polished	Polished



## TNL 400

HANDMADE

Cutout size: Template provided



Flushmount



Slim Top

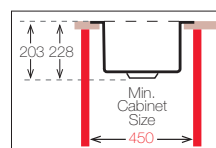


Undermount



Min.  
Cabinet Size

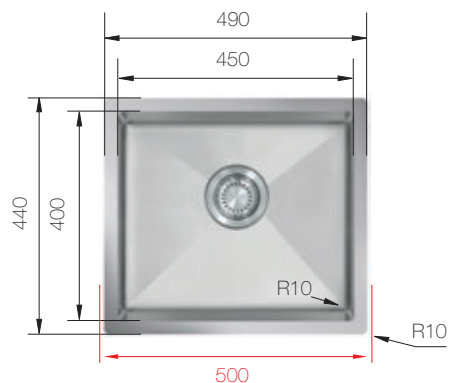
Bowl Size	400 mm x 400 mm		
Thickness	1 mm	1.2 mm	1.2 mm
Sink Depth	203 mm	203 mm	228 mm
Finishing	Polished	Polished	Polished



## TNL 450

HANDMADE

Cutout size: Template provided



Flushmount



Slim Top

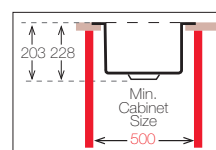


Undermount



Min.  
Cabinet Size

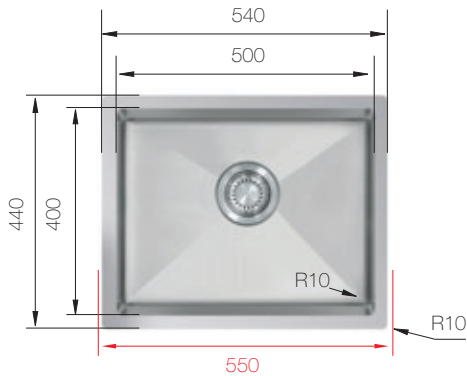
Bowl Size	450 mm x 400 mm		
Thickness	1 mm	1.2 mm	1.2 mm
Sink Depth	203 mm	203 mm	228 mm
Finishing	Polished	Polished	Polished



## TNL 500

HANDMADE

Cutout size: Template provided



Flushmount



Slim Top

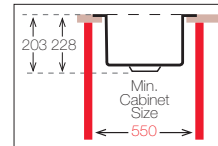


Undermount



Min. Cabinet Size

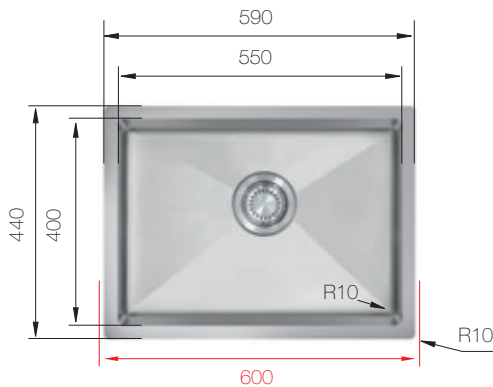
Bowl Size	500 mm x 400 mm		
Thickness	1 mm	1.2 mm	1.2 mm
Sink Depth	203 mm	203 mm	228 mm
Finishing	Polished	Polished	Polished



## TNL 550

HANDMADE

Cutout size: Template provided



Flushmount



Slim Top

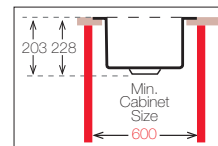


Undermount



Min. Cabinet Size

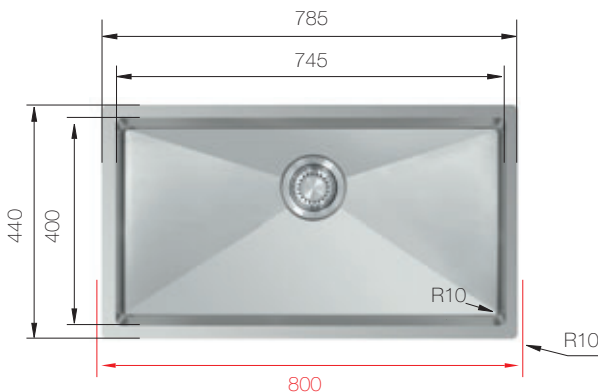
Bowl Size	550 mm x 400 mm		
Thickness	1 mm	1.2 mm	1.2 mm
Sink Depth	203 mm	203 mm	228 mm
Finishing	Polished	Polished	Polished



## TNL 745

HANDMADE

Cutout size: Template provided



Flushmount



Slim Top

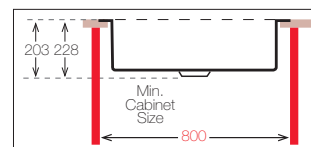


Undermount



Min. Cabinet Size

Bowl Size	745 mm x 400 mm		
Thickness	1.2 mm	1.2 mm	1.2 mm
Sink Depth	203 mm	203 mm	228 mm
Finishing	Polished	Polished	Polished

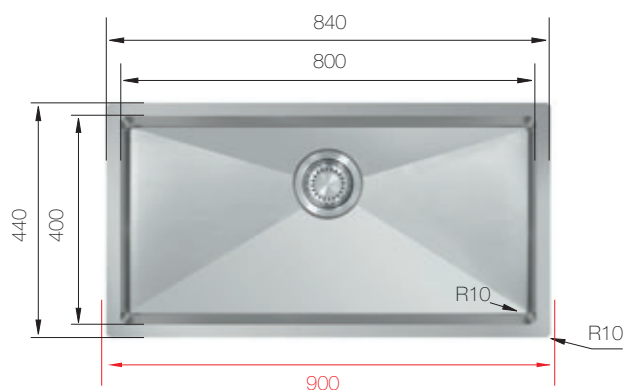




## TNL 800

HANDMADE

Cutout size: Template provided



Flushmount



Slim Top

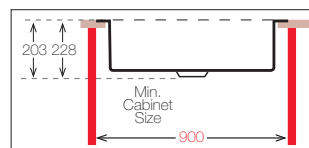


Undermount



Min.  
Cabinet Size

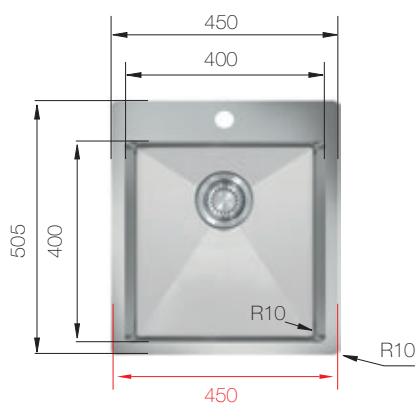
Bowl Size	800 mm x 400 mm	
Thickness	1.2 mm	1.2 mm
Sink Depth	203 mm	228 mm
Finishing	Polished	Polished



## TNL 450.505

HANDMADE

Cutout size: Template provided



Flushmount

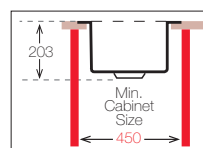


Slim Top



Min.  
Cabinet Size

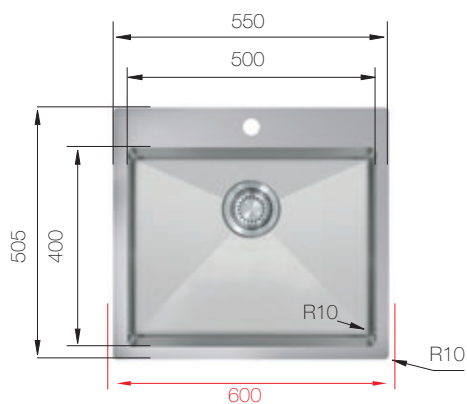
Bowl Size	400 mm x 400 mm	
Thickness	1.2 mm	1.2 mm
Sink Depth	203 mm	
Finishing	Polished	



## TNL 550.505

HANDMADE

Cutout size: Template provided



Flushmount

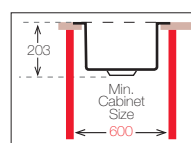


Slim Top



Min.  
Cabinet Size

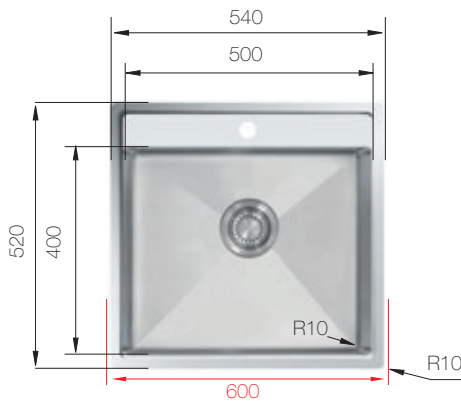
Bowl Size	500 mm x 400 mm	
Thickness	1.2 mm	
Sink Depth	203 mm	
Finishing	Polished	



## TNL 540.520

HANDMADE

Cutout size: Template provided



Option



Flushmount

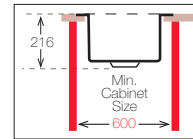


Slim Top



Min. Cabinet Size

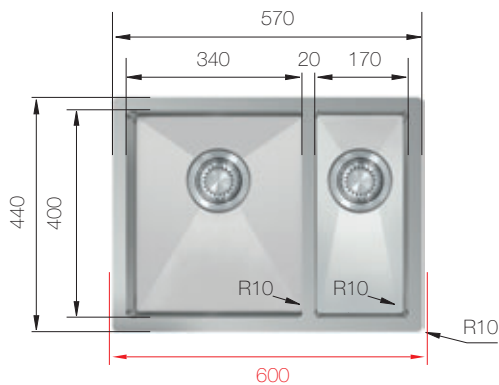
Bowl Size	500 mm x 400 mm
Thickness	1 mm
Sink Depth	216 mm
Finishing	Polished



## TNL 340.70.30

HANDMADE

Cutout size: Template provided



Flushmount



Slim Top

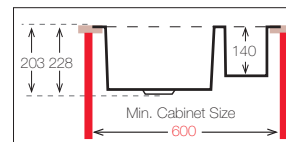


Undermount



Min. Cabinet Size

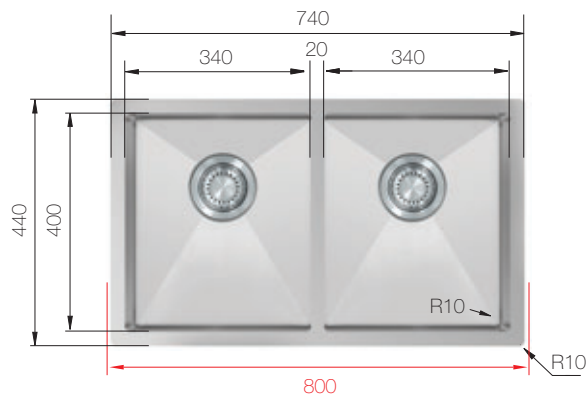
Bowl Size	340 mm x 400 mm
	170 mm x 400 mm
Thickness	1.2 mm
Sink Depth	203 mm
Finishing	Polished



## TNL 340.50.50

HANDMADE

Cutout size: Template provided



Flushmount



Slim Top

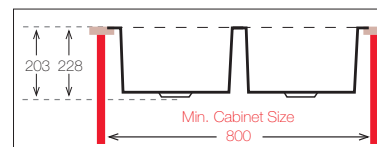


Undermount



Min. Cabinet Size

Bowl Size	340 mm x 400 mm
	340 mm x 400 mm
Thickness	1.2 mm
Sink Depth	203 mm
Finishing	Polished



# TENLINE PRIME Series R10

UKINOX

**TNLP**  
Double strainer  
Ø 90 mm

**TNLPQ**  
Double strainer  
Square  
90 x 90 mm

**TNLPs**  
Pressed Waste Kit Hole  
Is Integrate  
In Stainless Steel Kitchen  
Sinks Kind

Different  
Choices





# TENLINE PRIME Series R10

**UKINOX**

**TNLP 380.70.30**

HANDMADE

Cutout size: Template provided



Flushmount



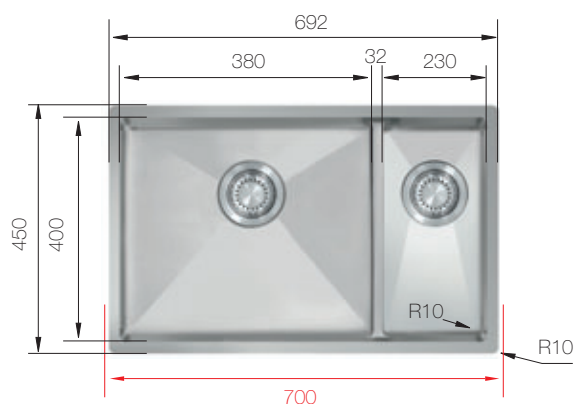
Slim Top



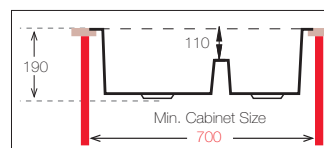
Undermount



Min.  
Cabinet Size



Bowl Size | 380 mm x 400 mm  
230 mm x 400 mm  
Thickness | 1.2 mm  
Sink Depth | 190 mm  
Finishing | Polished



**TNLP 340.50.50**

HANDMADE

Cutout size: Template provided



Flushmount



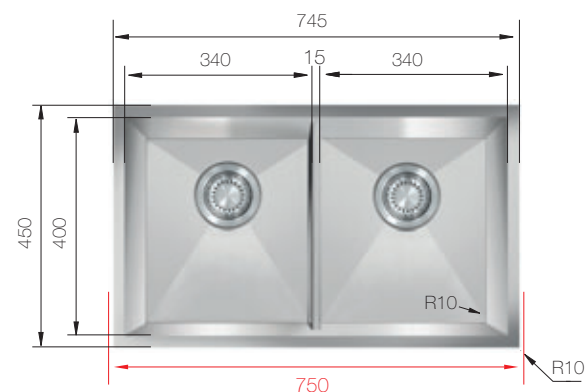
Slim Top



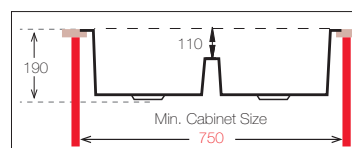
Undermount



Min.  
Cabinet Size



Bowl Size | 340 mm x 400 mm  
340 mm x 400 mm  
Thickness | 1.2 mm  
Sink Depth | 190 mm  
Finishing | Polished



B 21.40

CS 396

CS 20.42

DR 34.44S

DR 34.44

S-805



**colorX Series / R10**

colorX 340



colorX Oval 480



colorX 400



colorX Round 380



colorX 450



colorX 500



colorX 550



colorX 340.70.30



colorX 340.50.50



Gold



Bronze



Titanium

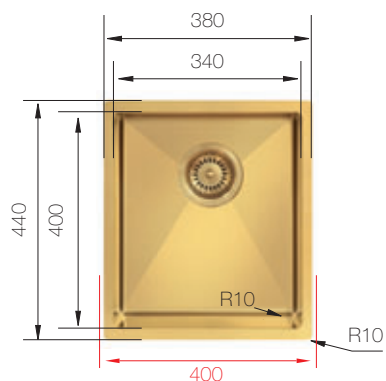




## colorX 340

HANDMADE

Cutout size: Template provided



Flushmount



Slim Top



Undermount



Min.  
Cabinet Size

Gold



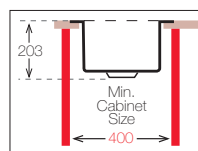
Bronze



Titanium



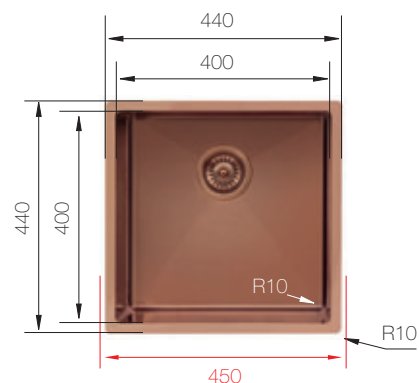
Bowl Size 340 mm x 400 mm  
Thickness 1.2 mm  
Sink Depth 203 mm  
Finishing Polished



## colorX 400

HANDMADE

Cutout size: Template provided



Flushmount



Slim Top



Undermount



Min.  
Cabinet Size

Gold



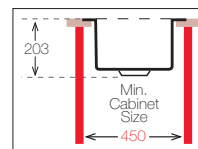
Bronze



Titanium



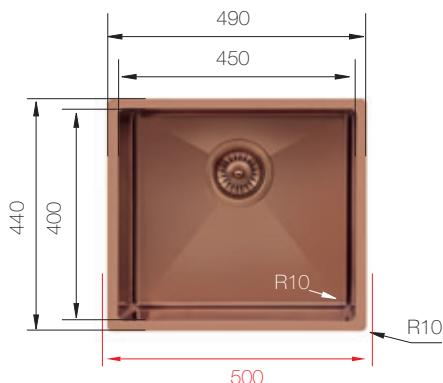
Bowl Size 400 mm x 400 mm  
Thickness 1.2 mm  
Sink Depth 203 mm  
Finishing Polished



## colorX 450

HANDMADE

Cutout size: Template provided



Flushmount



Slim Top



Undermount



Min.  
Cabinet Size

Gold



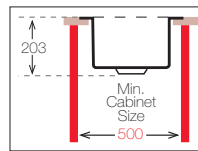
Bronze



Titanium



Bowl Size 450 mm x 400 mm  
Thickness 1.2 mm  
Sink Depth 203 mm  
Finishing Polished



G 21.40 W




G 21.40 B




BS 43.24



CS 396 Gold



CS 396 Bronze



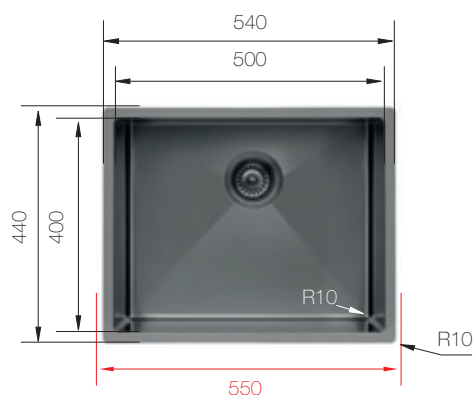
CS 396 Titanium



## colorX 500

HANDMADE

Cutout size: Template provided



Flushmount



Slim Top



Undermount


 Min.  
Cabinet Size

Gold



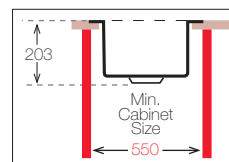
Bronze



Titanium



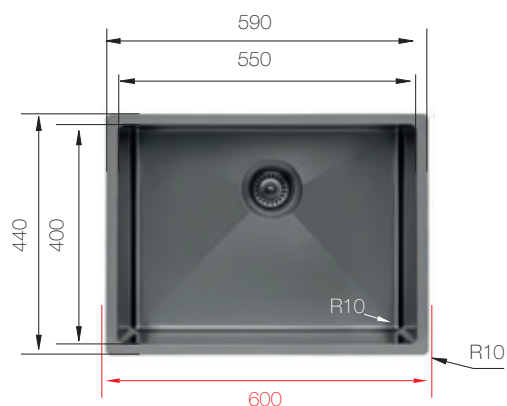
Bowl Size 500 mm x 400 mm  
Thickness 1.2 mm  
Sink Depth 203 mm  
Finishing Polished



## colorX 550

HANDMADE

Cutout size: Template provided



Flushmount



Slim Top



Undermount


 Min.  
Cabinet Size

Gold



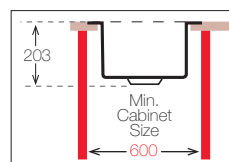
Bronze



Titanium



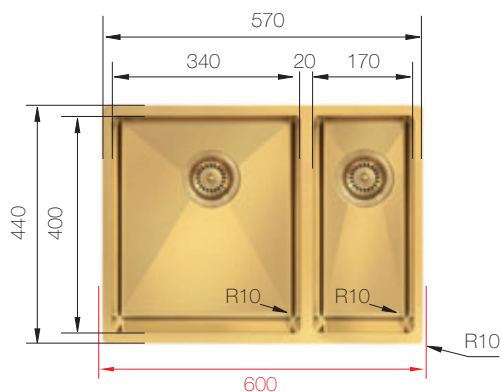
Bowl Size 550 mm x 400 mm  
Thickness 1.2 mm  
Sink Depth 203 mm  
Finishing Polished



## colorX 340.70.30

HANDMADE

Cutout size: Template provided



Flushmount



Slim Top



Undermount


 Min.  
Cabinet Size

Gold



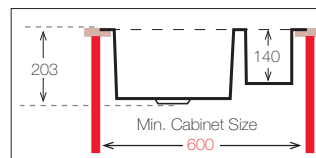
Bronze



Titanium



Bowl Size 340 mm x 400 mm  
170 mm x 400 mm  
Thickness 1.2 mm  
Sink Depth 203 mm  
Finishing Polished


 CB 002  
Gold

 CB 002  
Bronze

 CB 002  
Titanium

 XLC  
Gold

 XLC  
Bronze

 XLC  
Titanium


CB 002



S8



S9



colorX 340.50.50

HANDMADE

Cutout size: Template provided



Flushmount



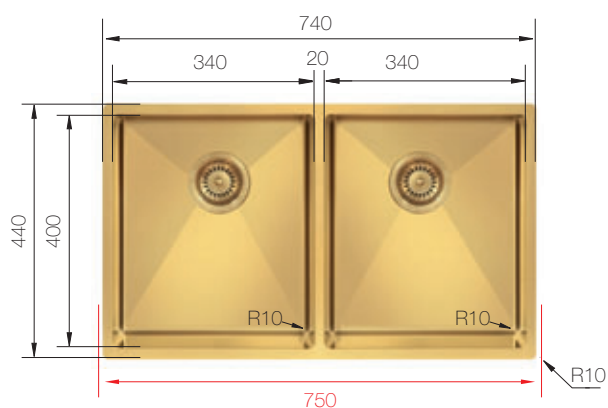
Slim Top



Undermount



Min. Cabinet Size



Gold



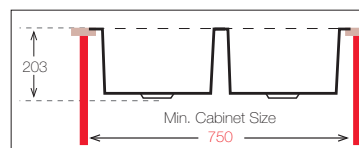
Bronze



Titanium



Bowl Size 340 mm x 400 mm  
340 mm x 400 mm  
Thickness 1.2 mm  
Sink Depth 203 mm  
Finishing Polished



G 21.40 W




G 21.40 B




BS 43.24




CS 396 Gold



CS 396 Bronze



CS 396 Titanium



S8



CB 002 Gold



CB 002 Bronze



CB 002 Titanium





# New Bath Series

UK[INOX]

## colorX BS Series

### colorX Oval 480

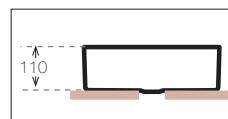
Cutout size: Template provided



Inset



Bowl Size	550 mm x 347 mm
Thickness	3.0 mm
Sink Depth	110 mm
Finishing	Polished



### colorX Round 380

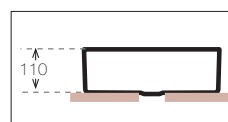
Cutout size: Template provided



Inset



Bowl Size	Ø 400 mm
Thickness	3.0 mm
Sink Depth	110 mm
Finishing	Polished



BS Siphon  
Titanium



BS Siphon  
Gold



BS Siphon  
Bronze



S9



# NEW

## Niagara Series



NIAGARA  
KITCHEN FAUCET  
with sprayer and waterfall

## Niagara Series


---

NG 750



---

NG 750 Titanium



---

NG 810



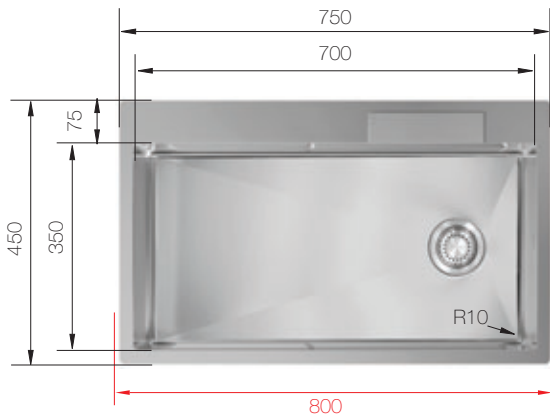
NEW  
**Niagara**  
Series



## NG 750

HANDMADE

Cutout size: Template provided

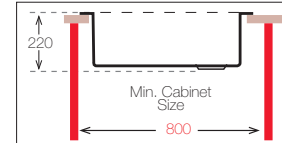


Slim Top



Min.  
Cabinet Size

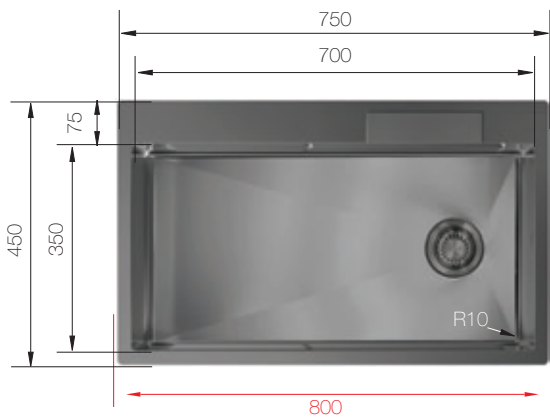
Bowl Size	700 mm x 350 mm
Thickness	1.2 mm
Sink Depth	220 mm
Finishing	Polished



## NG 750 Titanium

HANDMADE

Cutout size: Template provided

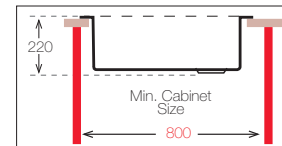


Slim Top



Min.  
Cabinet Size

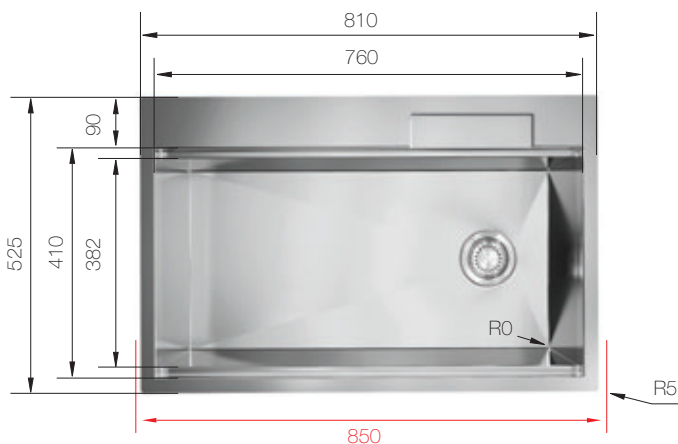
Bowl Size	700 mm x 350 mm
Thickness	1.2 mm
Sink Depth	220 mm
Finishing	Polished



## NG 810

HANDMADE

Cutout size: Template provided

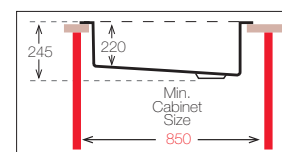


Slim Top



Min.  
Cabinet Size

Bowl Size	760 mm x 410 mm
Thickness	1.2 mm
Sink Depth	245 mm
Finishing	Polished



CUTTING  
BOARD  
NG 750

COLANDER  
NG 750

REMOVABLE  
BOWL

CUTTING BOARD  
WSE 43.24

COLANDER  
CS 360

KITCHEN FAUCET  
NIAGARA

GLASS RINSER  
NIAGARA

KNIFE RACK  
NIAGARA

SOAP DISPENSER  
UD0022CR

POP up SIPHON  
F82601



# Niagara Accessories



GLASS RINSER  
Niagara

Total Dimension: 125 x 117 mm  
Cup Waste nozzle dimension : 110 Ø mm x 80 mm  
Brass multi-angle water outlet cleaning head,  
stainless steel housing  
304 stainless steel braided inlet hose  
Brass slide mounting nut and 304 stainless steel  
T-connector, rubber gasket, metal washer



KNIFE RACK  
Niagara

Material: SUS 304 Stainless steel  
Anti-rust, easy to disassemble and clean



F 82601

Pop up Siphon  
Big head waste kit strainer 3 1/2" with  
overflow on the bowl & siphon with pipe  
Pop up click clack otomatic controller

Accessories are included in set  
and also available in the color Titanium



UD0022CR

Soap Dispenser  
Total dimension ; 265 x 116 mm  
Bottle dimension: 58 x 160 mm  
Cut out the hole size: 25 / 40 mm



WSE 43.24

Cutting Board  
Total Dimension: 241 x 430 mm  
Inside dimension: 331,5 x 200 mm  
Handle dimension: 70 x 30 mm  
Thickness: 19 mm  
Step thickness: 6 mm  
With waterline



CS 360

Colander  
Total external dimension: 408 x 242 mm  
Maximum height: 100 mm  
Lowest height: 25 mm  
Steel Quality : 304 AISI Stainless steel



Niagara  
KITCHEN FAUCET



with sprayer and waterfall  
Total dimension: 275 x 455 mm ( +/- 5 mm)  
Waterfall dimension: 220 x 58.5 x 27 mm  
Waterfall cabinet size: 240 x 67 x 27 mm  
Button dimension: 48Ø  
SUS 304 St.steel body, SUS304 St.steel handle  
Multi function ABS sprayer, 1800mm pull down hose  
Flow rate: Max 2.2 gpm @ 60psi  
With one pair of CUPC certified water supply lines

# NEW

## Khone Series

UKINOX

KH





# Khone Series



## KHONE Titanium

HANDMADE

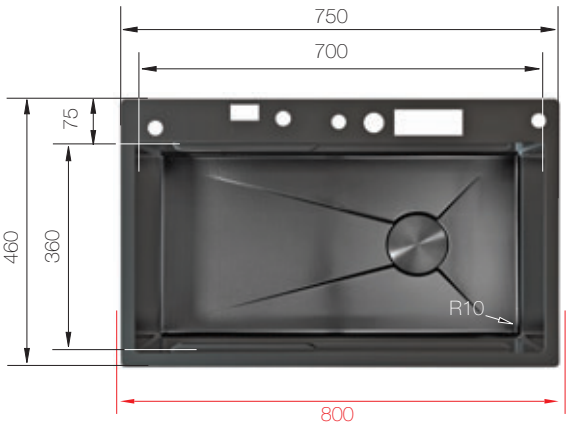
Cutout size: Template provided



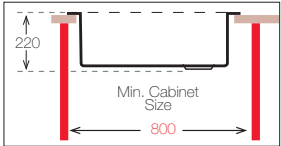
Slim Top



Min.  
Cabinet Size



Bowl Size	700 mm x 360 mm
Thickness	1.2 mm
Sink Depth	220 mm
Finishing	Polished



## KHONE Accessories



KHONE  
CUTTING BOARD



KHONE  
COLANDER



KHONE  
REMOVABLE BOWL



# WORKSTATION Series



**WSCL**  
Single strainer  
Ø 90 mm



**WSCQ**  
Single strainer  
Square  
90 x 90 mm



**WSCS**  
Pressed Waste Kit Hole  
Is Integrate  
In Stainless Steel Kitchen  
Sinks Kind

Different  
Choices



## WS

WS 700



WS 790



## WSC

WSC 620



WSC 810



## WSS

WSS 620



WSS 711



WSS 1143



## WSD

WSD 580



WSD 790





**WSL**  
Single strainer  
Ø 90 mm

**WSQ**  
Single strainer  
Square  
90 x 90 mm

**WSS**  
Pressed Waste Kit Hole  
Is Integrate  
In Stainless Steel Kitchen  
Sinks Kind

## WS 700

HANDMADE

Cutout size: Template provided



Flushmount



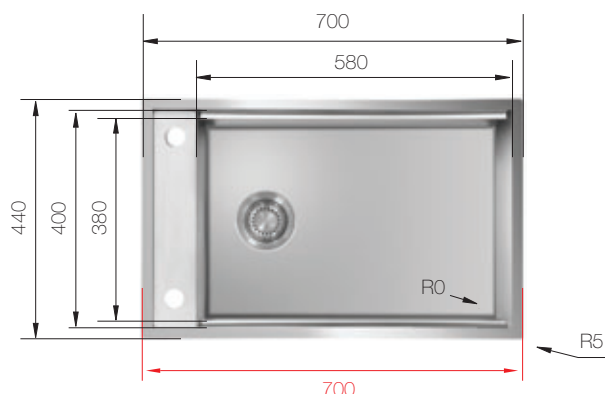
Slim Top



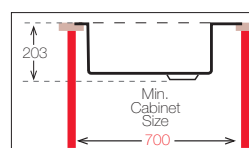
Undermount



Min.  
Cabinet Size



Bowl Size 580 mm x 380 mm  
Thickness 1.2 mm  
Sink Depth 203 mm  
Finishing Polished



## WS 790

HANDMADE

Cutout size: Template provided



Flushmount



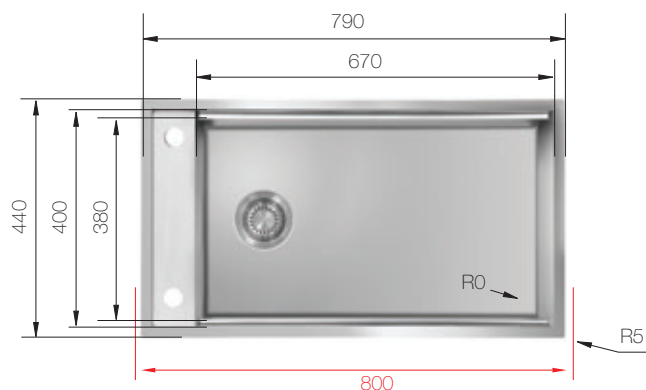
Slim Top



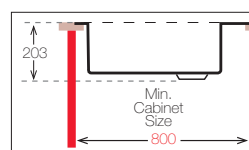
Undermount



Min.  
Cabinet Size




Bowl Size 670 mm x 380 mm  
Thickness 1.2 mm  
Sink Depth 203 mm  
Finishing Polished



B 44



CS 400



DR 440 S



F 82601



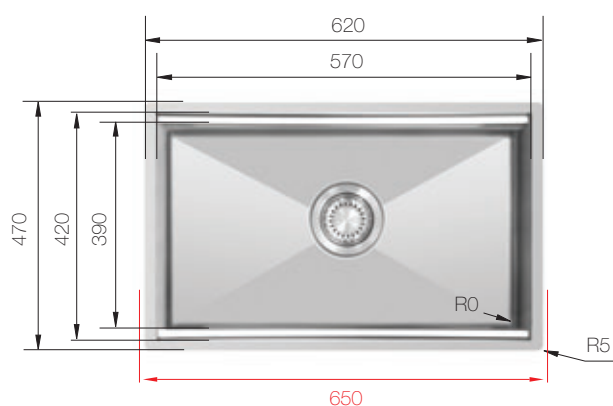




## WSC 620

HANDMADE

Cutout size: Template provided



Flushmount



Slim Top

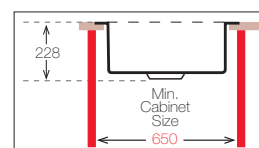


Undermount



Min. Cabinet Size

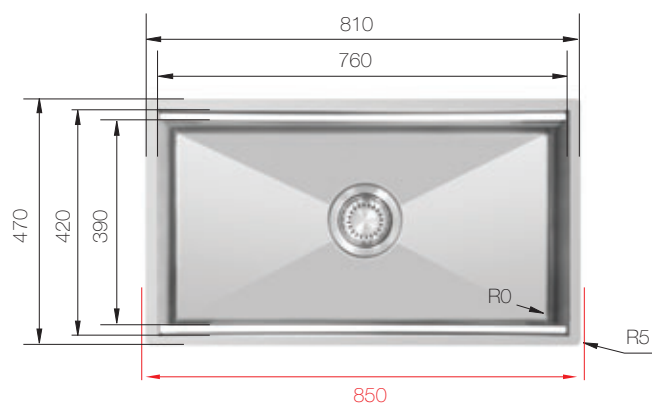
Bowl Size 570 mm x 390 mm  
Thickness 1.2 mm  
Sink Depth 228 mm  
Finishing Polished



## WSC 810

HANDMADE

Cutout size: Template provided



Flushmount



Slim Top

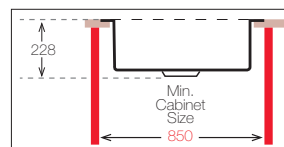


Undermount



Min. Cabinet Size


Bowl Size 760 mm x 390 mm  
Thickness 1.2 mm  
Sink Depth 228 mm  
Finishing Polished



B 47

CS 420

DR 420 S

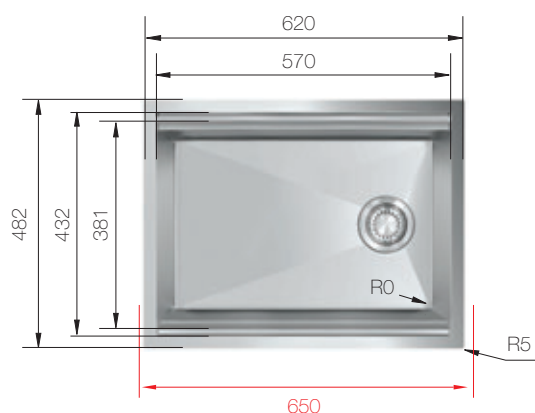




## WSS 620

HANDMADE

Cutout size: Template provided



Flushmount



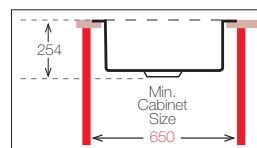
Slim Top



Undermount


 Min.  
Cabinet Size

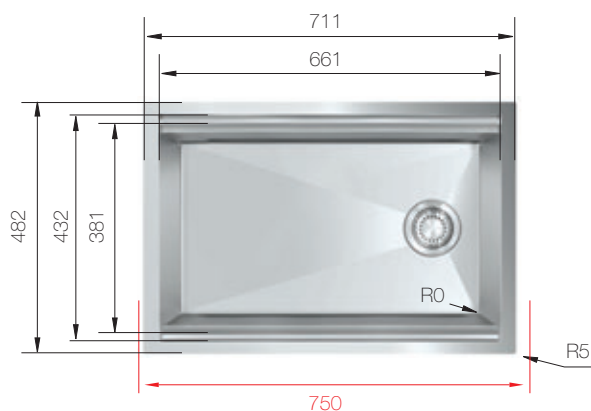
Bowl Size	570 mm x 381 mm
Thickness	1.2 mm
Sink Depth	254 mm
Finishing	Polished



## WSS 711

HANDMADE

Cutout size: Template provided



Flushmount



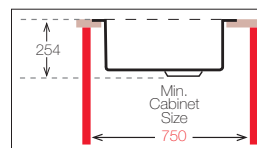
Slim Top



Undermount


 Min.  
Cabinet Size


Bowl Size	661 mm x 381 mm
Thickness	1.2 mm
Sink Depth	254 mm
Finishing	Polished



## WSS 1143

HANDMADE

Cutout size: Template provided



Flushmount



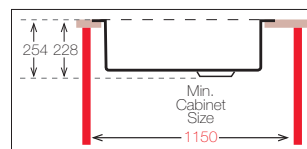
Slim Top



Undermount


 Min.  
Cabinet Size


Bowl Size	1093 mm x 381 mm
Thickness	1.5 mm   1.2 mm
Sink Depth	254 mm   228 mm
Finishing	Polished   Polished



B 48

CS 400

DR 480 S





## WSD 580

HANDMADE

Cutout size: Template provided



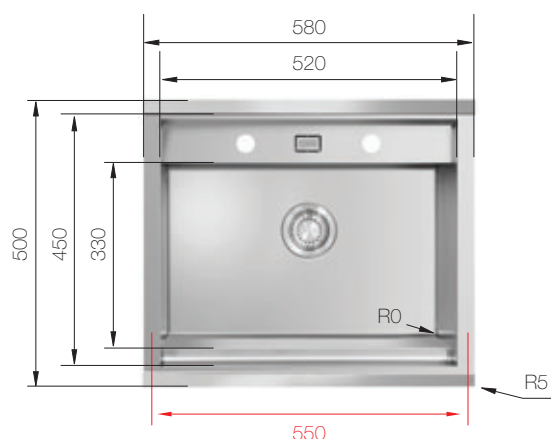
Flushmount



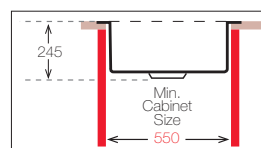
Slim Top



Min.  
Cabinet Size



Bowl Size 520 mm x 330 mm  
Thickness 1.2 mm  
Sink Depth 245 mm  
Finishing Polished



## WSD 790

HANDMADE

Cutout size: Template provided



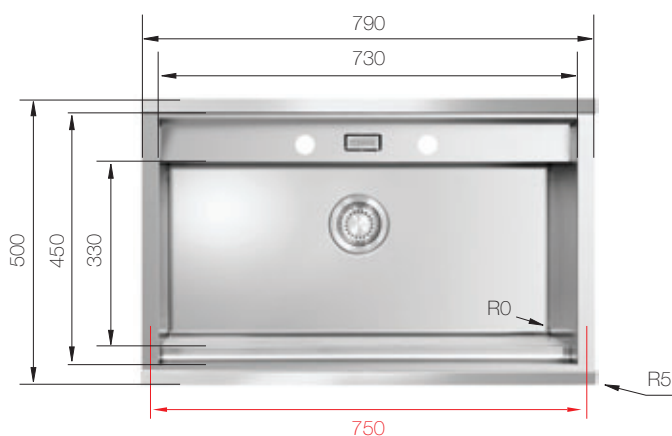
Flushmount



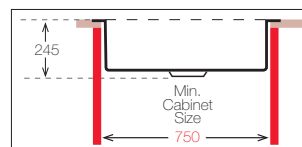
Slim Top



Min.  
Cabinet Size




Bowl Size 730 mm x 330 mm  
Thickness 1.2 mm  
Sink Depth 245 mm  
Finishing Polished




B 45



CS 350



DR 450 S



F 82601



## APRON Series / R10



---

**UK RSFC 840**




---

**UK RSFC 849**




---

**UK RSFC 426.60.40**





# APRON Series R10

**UKINOX**

## UK RSFC 840

HANDMADE

Cutout size: Template provided

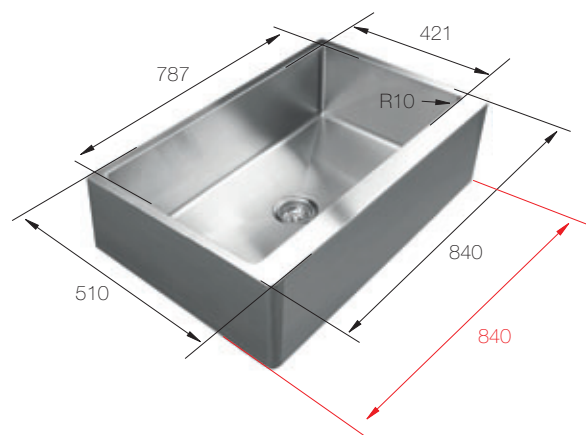
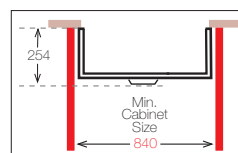


Undermount



Min.  
Cabinet Size

Bowl Size	787 mm x 421 mm
Thickness	1.5 mm
Sink Depth	254 mm
Finishing	Polished



## UK RSFC 849

HANDMADE

Cutout size: Template provided

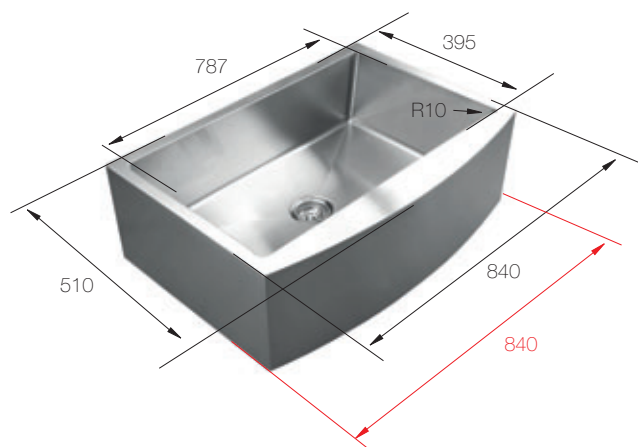
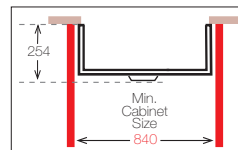


Undermount



Min.  
Cabinet Size

Bowl Size	787 mm x 395 mm
Thickness	1.5 mm
Sink Depth	254 mm
Finishing	Polished



## UK RSFC 426.60.40

HANDMADE

Cutout size: Template provided

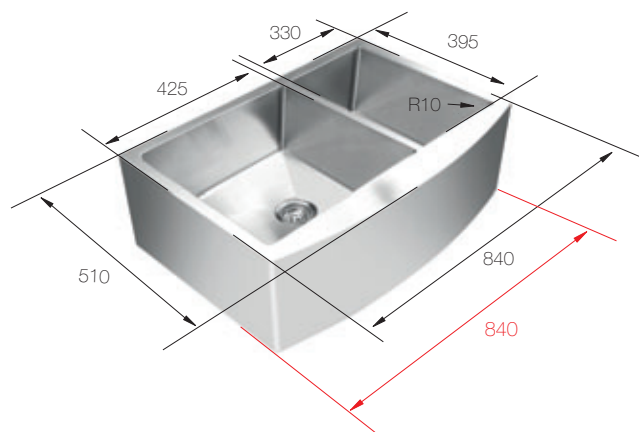
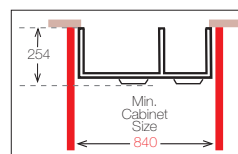


Undermount



Min.  
Cabinet Size

Bowl Size	425 mm x 395 mm
Thickness	330 mm x 395 mm
Sink Depth	1.5 mm
Finishing	254 mm
	Polished



B 47



DR 34.44 S



DR 34.44



S-905



S-805





# MICRO TOP Series R10

**MT**  
Single strainer  
Ø 90 mm

**MTQ**  
Single strainer  
Square  
90 x 90 mm

**MTS**  
Pressed Waste Kit Hole  
Is Integrate  
In Stainless Steel Kitchen  
Sinks Kind

Different  
Choices



---

MT 341



---

MT 400



---

MT 451



---

MT 500





# MICRO TOP Series R10



## MT 341

### PRESS SINKS

Cutout size: Template provided



Flushmount



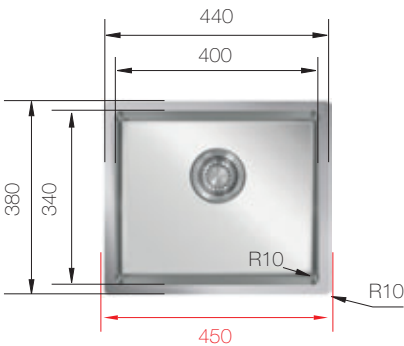
Slim Top



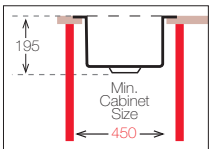
Undermount



Min.  
Cabinet Size



Bowl Size	400 mm x 340 mm
Thickness	1 mm
Sink Depth	195 mm
Finishing	Polished



## MT 400

### PRESS SINKS

Cutout size: Template provided



Flushmount



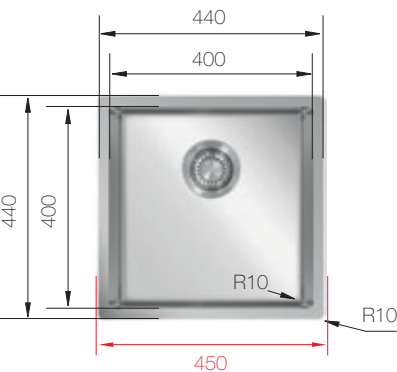
Slim Top



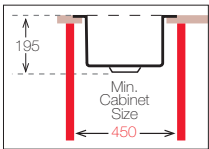
Undermount



Min.  
Cabinet Size



Bowl Size	400 mm x 400 mm
Thickness	1 mm
Sink Depth	195 mm
Finishing	Polished



## MT 451

### PRESS SINKS

Cutout size: Template provided



Flushmount



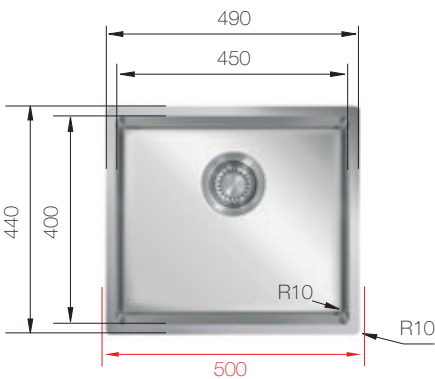
Slim Top



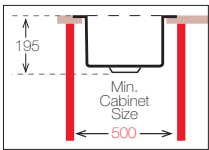
Undermount



Min.  
Cabinet Size



Bowl Size	450 mm x 400 mm
Thickness	1 mm
Sink Depth	195 mm
Finishing	Polished



# MICRO TOP Series R10



## MT 500

### PRESS SINKS

Cutout size: Template provided



Flushmount



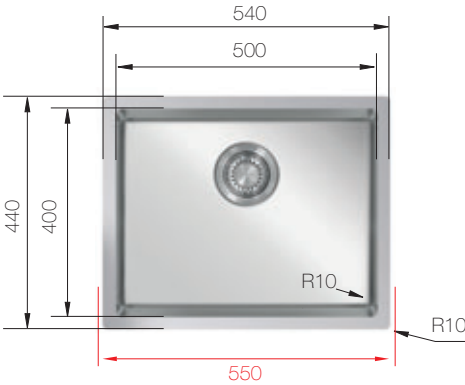
Slim Top



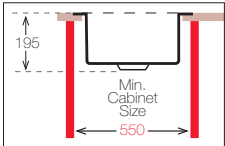
Undermount



Min.  
Cabinet Size



Bowl Size	500 mm x 400 mm
Thickness	1 mm
Sink Depth	195 mm
Finishing	Polished



B 21.40



CS 16.39



CS 20.42



DR 34.44S



DR 34.44



S-905



# MICRO Series R20



**ME**  
Single strainer  
Ø 90 mm



**MEQ**  
Single strainer  
Square  
90 x 90 mm



**MES**  
Pressed Waste Kit Hole  
Is Integrate  
In Stainless Steel Kitchen  
Sinks Kind

Different  
Choices



ME 170



ME 450



ME 838.559



ME 171



ME 451



MU 340.50.50



ME 172



ME 500



MU 450.50.50



ME 340.340



ME 550



MU 340.70.30



ME 340



ME 745.400



ME 341



ME 500.500



ME 361



ME 600.500



With water canal  
option

ME 400



ME 790.500





ME 170

PRESS SINKS

Cutout size: Template provided



Flushmount



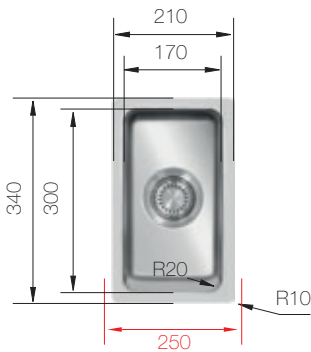
Slim Top



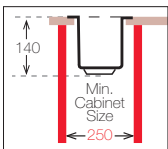
Undermount



Min.  
Cabinet Size



Bowl Size	170 mm x 300 mm		
Thickness	0.80 mm	1 mm	
Sink Depth	140 mm	140 mm	
Finishing	Polished	Polished	



ME 171

PRESS SINKS

Cutout size: Template provided



Flushmount



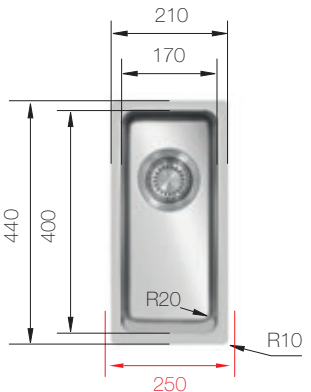
Slim Top



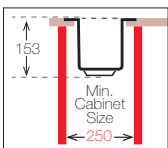
Undermount



Min.  
Cabinet Size



Bowl Size	170 mm x 400 mm		
Thickness	0.80 mm	1 mm	1.2 mm
Sink Depth	153 mm	153 mm	153 mm
Finishing	Polished	Polished	Polished



ME 172

PRESS SINKS

Cutout size: Template provided



Flushmount



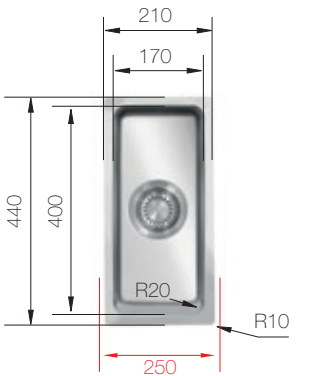
Slim Top



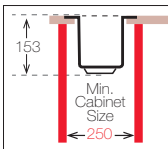
Undermount



Min.  
Cabinet Size



Bowl Size	170 mm x 400 mm		
Thickness	0.80 mm	1 mm	1.2 mm
Sink Depth	153 mm	153 mm	153 mm
Finishing	Polished	Polished	Polished



ME 340.340

PRESS SINKS

Cutout size: Template provided



Flushmount



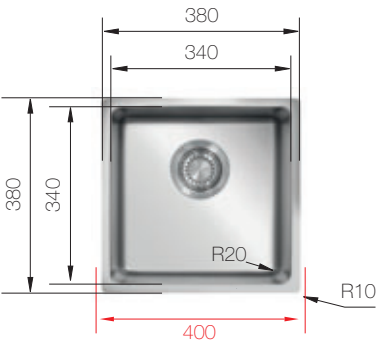
Slim Top



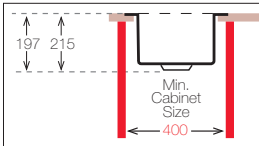
Undermount



Min.  
Cabinet Size



Bowl Size	340 mm x 340 mm
Thickness	0.80 mm   1 mm
Sink Depth	197 mm   215 mm
Finishing	Polished   Polished



ME 340

PRESS SINKS

Cutout size: Template provided



Flushmount



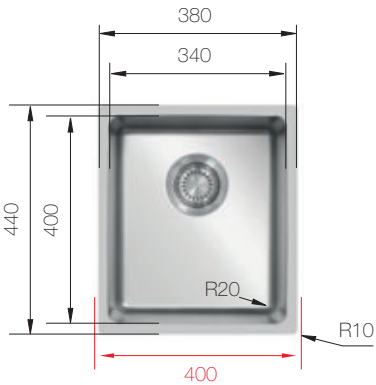
Slim Top



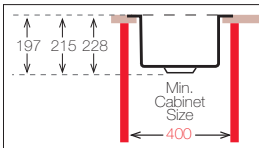
Undermount



Min.  
Cabinet Size



Bowl Size	340 mm x 400 mm
Thickness	0.80 mm   1 mm   1.2 mm
Sink Depth	197 mm   215 mm   228 mm
Finishing	Polished   Polished   Polished



ME 341

PRESS SINKS

Cutout size: Template provided



Flushmount



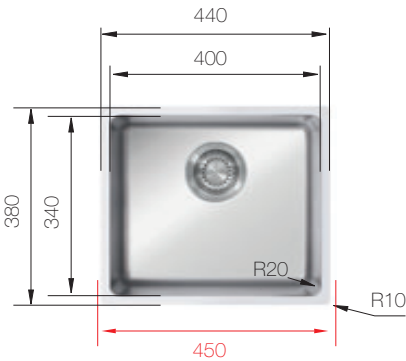
Slim Top



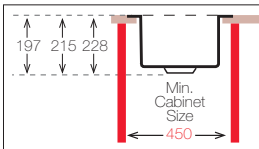
Undermount



Min.  
Cabinet Size



Bowl Size	400 mm x 340 mm
Thickness	0.80 mm   1 mm   1.2 mm
Sink Depth	197 mm   215 mm   228 mm
Finishing	Polished   Polished   Polished



B 21.40

CS 16.39

CS 20.42

DR 34.44S

DR 34.44

S-905



ME 361

PRESS SINKS

Cutout size: Template provided



Flushmount



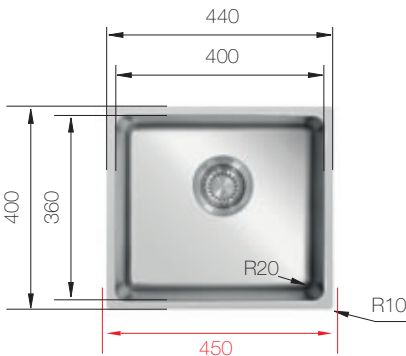
Slim Top



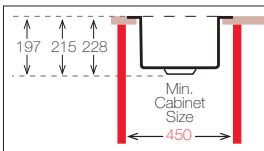
Undermount



Min.  
Cabinet Size



Bowl Size	400 mm x 360 mm		
Thickness	0.80 mm	1 mm	1.2 mm
Sink Depth	197 mm	215 mm	228 mm
Finishing	Polished	Polished	Polished



ME 400

PRESS SINKS

Cutout size: Template provided



Flushmount



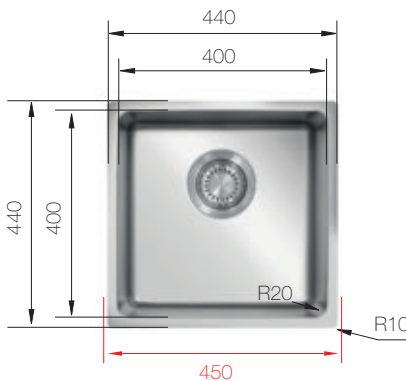
Slim Top



Undermount



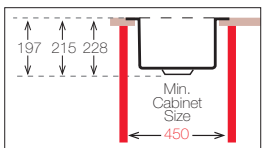
Min.  
Cabinet Size



With water canal  
option



Bowl Size	400 mm x 400 mm		
Thickness	0.80 mm	1 mm	1.2 mm
Sink Depth	197 mm	215 mm	228 mm
Finishing	Polished	Polished	Polished



ME 450

PRESS SINKS

Cutout size: Template provided



Flushmount



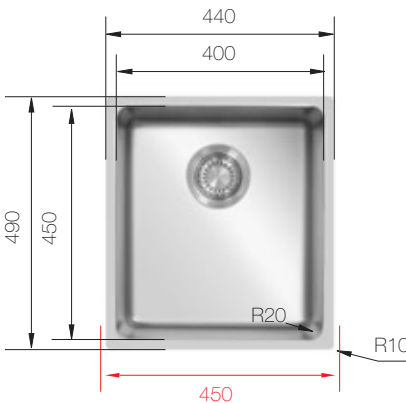
Slim Top



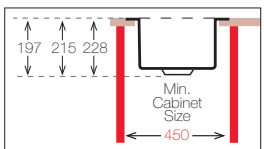
Undermount



Min.  
Cabinet Size



Bowl Size	400 mm x 450 mm		
Thickness	0.80 mm	1 mm	1.2 mm
Sink Depth	197 mm	215 mm	228 mm
Finishing	Polished	Polished	Polished



## ME 451

### PRESS SINKS

Cutout size: Template provided



Flushmount



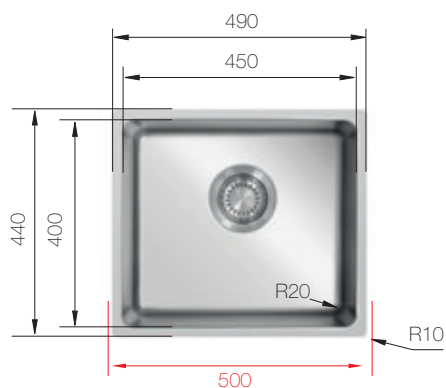
Slim Top



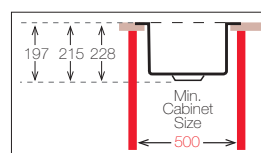
Undermount



Min.  
Cabinet Size



Bowl Size	450 mm x 400 mm		
Thickness	0.80 mm	1 mm	1.2 mm
Sink Depth	197 mm	215 mm	228 mm
Finishing	Polished	Polished	Polished



## ME 500

### PRESS SINKS

Cutout size: Template provided



Flushmount



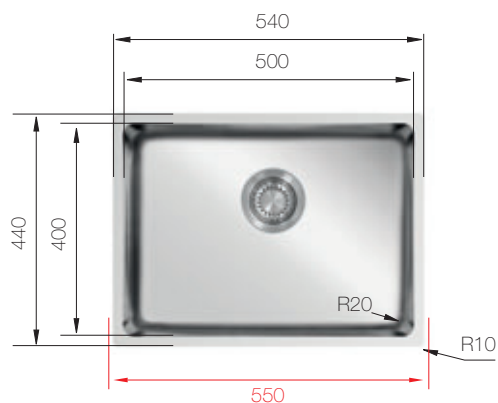
Slim Top



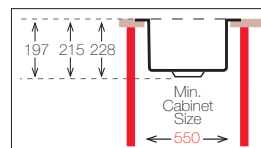
Undermount



Min.  
Cabinet Size



Bowl Size	500 mm x 400 mm		
Thickness	0.80 mm	1 mm	1.2 mm
Sink Depth	197 mm	215 mm	228 mm
Finishing	Polished	Polished	Polished



## ME 550

### PRESS SINKS

Cutout size: Template provided



Flushmount



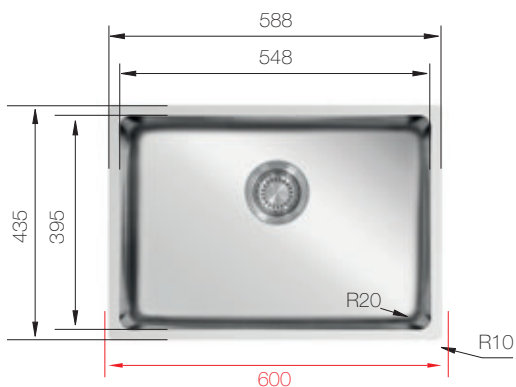
Slim Top



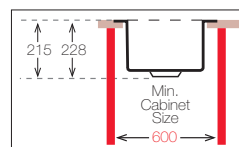
Undermount



Min.  
Cabinet Size



Bowl Size	548 mm x 395 mm		
Thickness	1 mm	1.2 mm	
Sink Depth	215 mm	228 mm	
Finishing	Polished	Polished	



B 21.40

CS 16.39

CS 20.42

DR 34.44S

DR 34.44

S-905





# MICRO Series R20

**UKINOX**

## ME 745.400

PRESS SINKS

Cutout size: Template provided



Flushmount




Slim Top



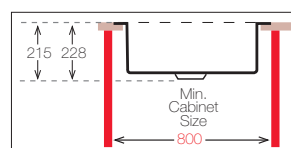
Undermount



Min.  
Cabinet Size



Bowl Size	745 mm x 400 mm
Thickness	1 mm
Sink Depth	215 mm
Finishing	Polished



## ME 500.500

PRESS SINKS

Cutout size: Template provided



Inset



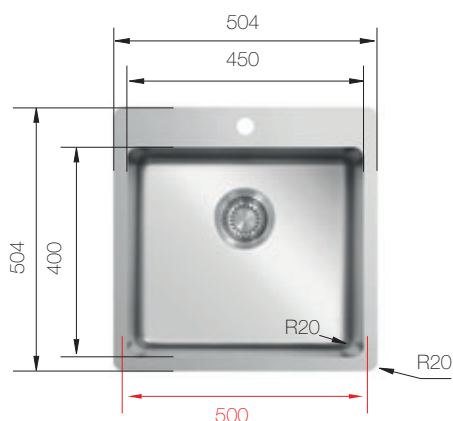
Flushmount



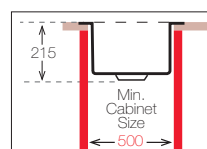
Slim Top



Min.  
Cabinet Size



Bowl Size	450 mm x 400 mm
Thickness	1 mm
Sink Depth	215 mm
Finishing	Polished



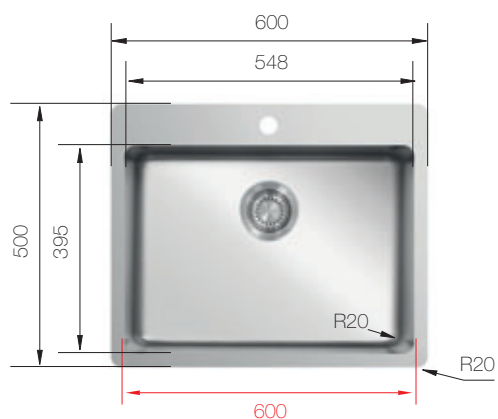
# MICRO Series R20

**UKINOX**

## ME 600.500

### PRESS SINKS

Cutout size: Template provided



Inset



Flushmount

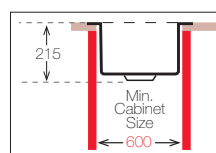


Slim Top



Min.  
Cabinet Size

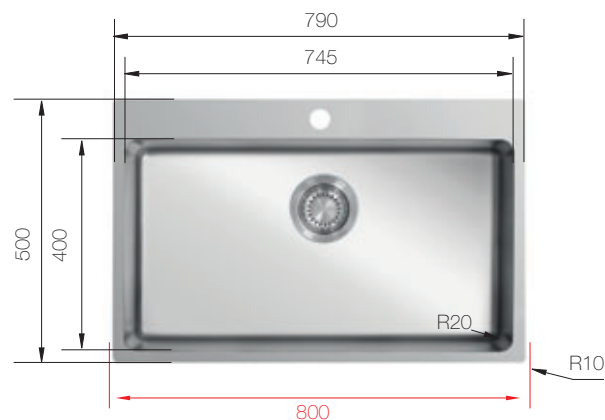
Bowl Size | 548 mm x 395 mm  
Thickness | 1 mm  
Sink Depth | 215 mm  
Finishing | Polished



## ME 790.500

### PRESS SINKS

Cutout size: Template provided



Inset



Flushmount

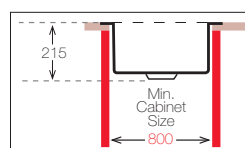


Slim Top



Min.  
Cabinet Size

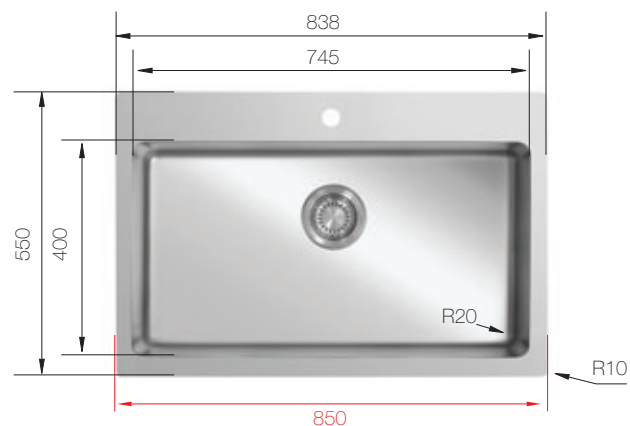
Bowl Size | 745 mm x 400 mm  
Thickness | 1 mm  
Sink Depth | 215 mm  
Finishing | Polished



## ME 838.559

### PRESS SINKS

Cutout size: Template provided



Inset



Flushmount

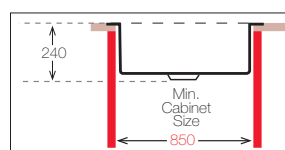


Slim Top



Min.  
Cabinet Size

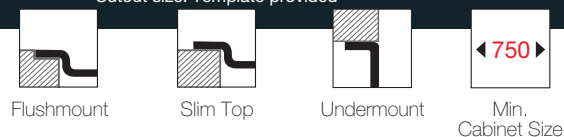

Bowl Size | 745 mm x 400 mm  
Thickness | 1.2 mm  
Sink Depth | 240 mm  
Finishing | Polished



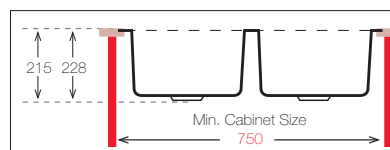
## MU 340.50.50

### PRESS SINKS

Cutout size: Template provided



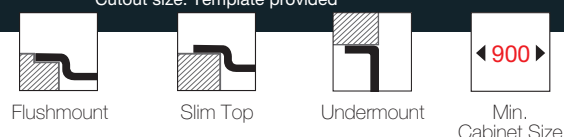

Bowl Size	340 mm x 400 mm
Thickness	340 mm x 400 mm
Sink Depth	1 mm
Finishing	215 mm   228 mm
	Polished   Polished



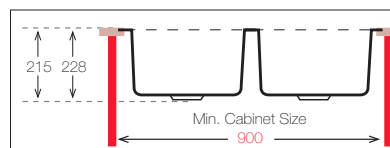
## MU 450.50.50

### PRESS SINKS

Cutout size: Template provided



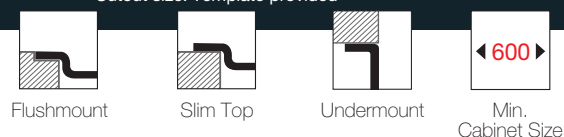
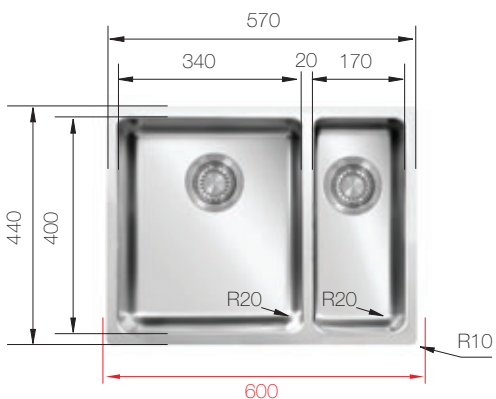
Bowl Size	400 mm x 450 mm
Thickness	400 mm x 450 mm
Sink Depth	1 mm
Finishing	215 mm   228 mm
	Polished   Polished



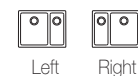
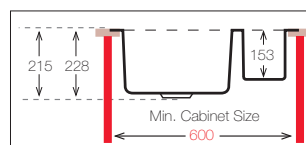
## MU 340.70.30

### PRESS SINKS

Cutout size: Template provided



Bowl Size	340 mm x 400 mm
Thickness	170 mm x 400 mm
Sink Depth	1 mm
Finishing	215 mm   228 mm
	Polished   Polished



B 21.40

B 30.42

CS 16.39

CS 20.42

DR 34.44S

DR 34.44

S-805







# MICRO MASTER Series R20



**MM**  
Double strainer  
Ø 90 mm



**MMQ**  
Double strainer  
Square  
90 x 90 mm



**MMS**  
Pressed Waste Kit Hole  
Is Integrate  
In Stainless Steel Kitchen  
Sinks Kind

Different  
Choices



UK INOX

---

**MM 460.495**

---

**MM 1000.510**

---

**MM 780.510**

---

**MM 1000.15.510**

---

**MM 780.510 60**

---

**MM 1000.510.15**

---

**MM 860.510 60**

---

**MM 1160.510.20**

---

**MM 860.510.15**

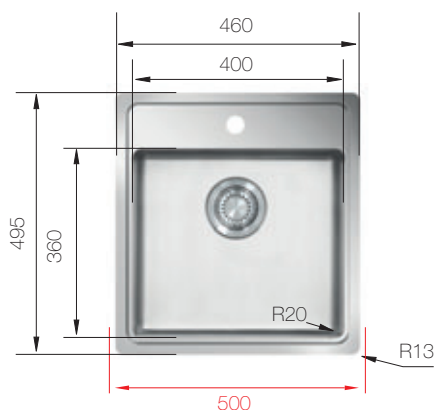
# MICRO MASTER Series R20

**UKINOX**

## MM 460.495

PRESS SINKS

Cutout size: Template provided



Flushmount

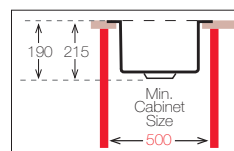


Slim Top



Min.  
Cabinet Size

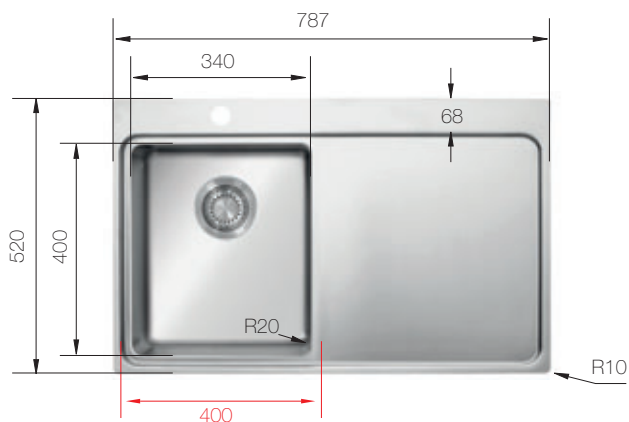
Bowl Size	400 mm x 360 mm
Thickness	0.80 mm
Sink Depth	190 mm
Finishing	Polished



## MM 787.520

PRESS SINKS-WELDED

Cutout size: Template provided



Inset



Flushmount

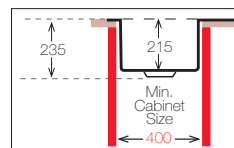


Slim Top



Min.  
Cabinet Size

Bowl Size	340 mm x 400 mm
Thickness	1 mm
Sink Depth	235 mm
Finishing	Polished



Left

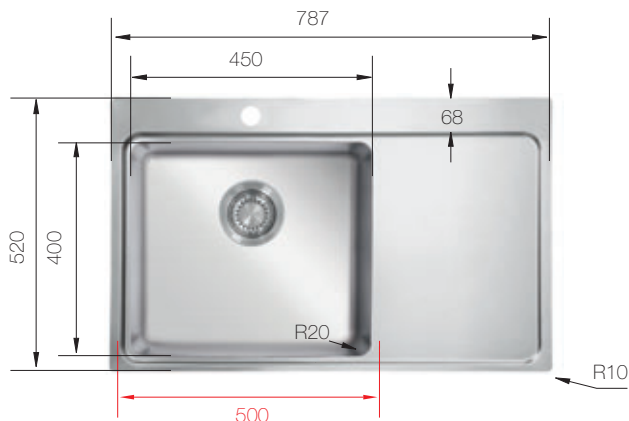


Right

## MM 787.520 60

PRESS SINKS-WELDED

Cutout size: Template provided



Inset



Flushmount

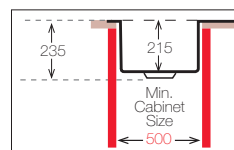


Slim Top



Min.  
Cabinet Size

Bowl Size	450 mm x 400 mm
Thickness	1 mm
Sink Depth	235 mm
Finishing	Polished



Left



Right

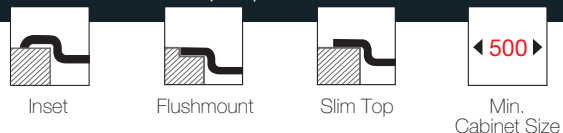
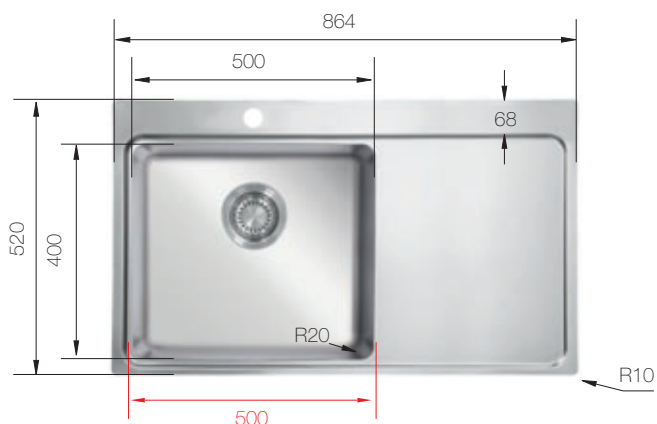
# MICRO MASTER Series R20

**UKINOX**

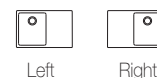
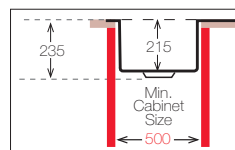
**MM 864.520 60**

PRESS SINKS-WELDED

Cutout size: Template provided



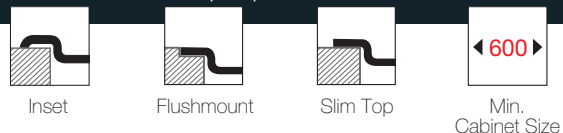
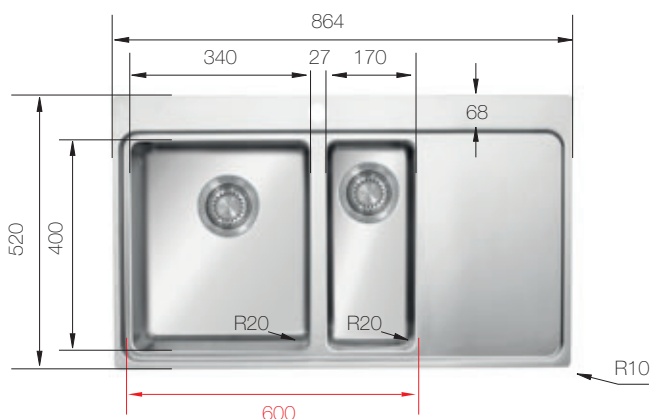
Bowl Size 500 mm x 400 mm  
Thickness 1 mm  
Sink Depth 235 mm  
Finishing Polished



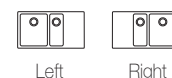
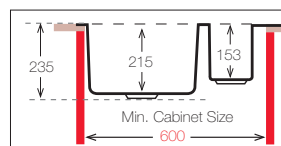
**MM 864.520.15**

PRESS SINKS-WELDED

Cutout size: Template provided



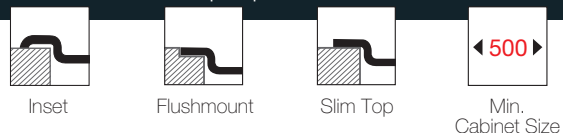
Bowl Size 170 mm x 400 mm  
340 mm x 400 mm  
Thickness 1 mm  
Sink Depth 153 mm / 235 mm  
Finishing Polished



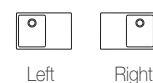
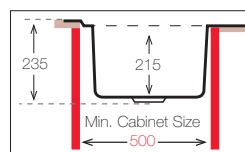
**MM 1000.510**

PRESS SINKS-WELDED

Cutout size: Template provided



Bowl Size 450 mm x 400 mm  
Thickness 1 mm  
Sink Depth 235 mm  
Finishing Polished





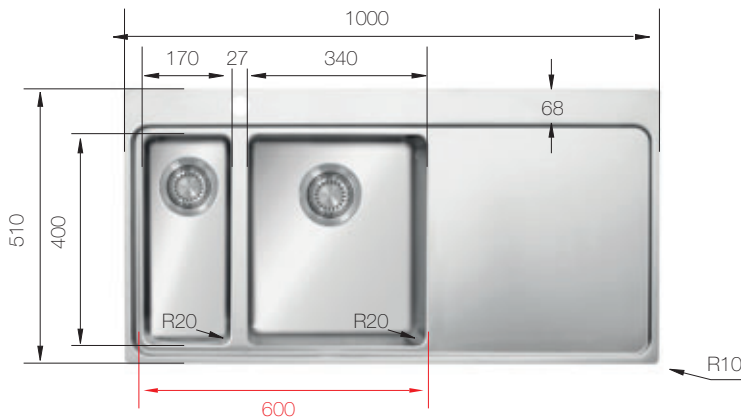
# MICRO MASTER Series R20

**UKINOX**

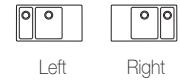
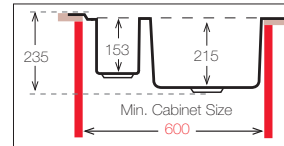
## MM 1000.15.510

PRESS SINKS-WELDED

Cutout size: Template provided




Bowl Size | 340 mm x 400 mm  
170 mm x 400 mm  
Thickness | 1 mm  
Sink Depth | 235 mm / 153 mm  
Finishing | Polished



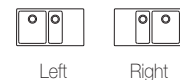
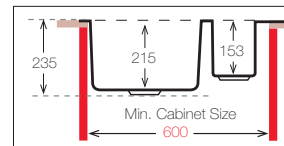
## MM 1000.510.15

PRESS SINKS-WELDED

Cutout size: Template provided



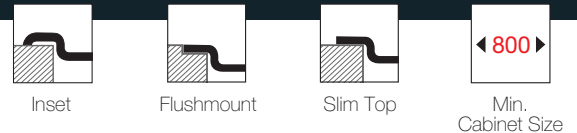
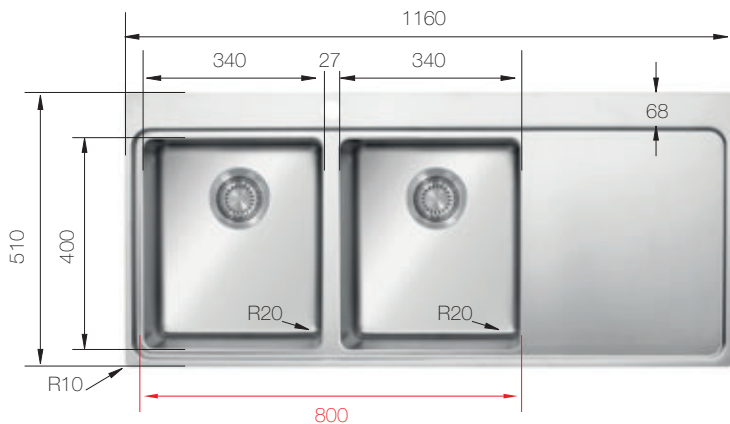
Bowl Size | 170 mm x 400 mm  
340 mm x 400 mm  
Thickness | 1 mm  
Sink Depth | 153 mm / 235 mm  
Finishing | Polished



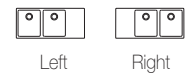
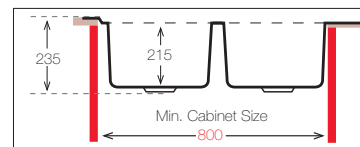
## MM 1160.510.20

PRESS SINKS-WELDED

Cutout size: Template provided



Bowl Size | 340 mm x 400 mm  
340 mm x 400 mm  
Thickness | 1 mm  
Sink Depth | 235 mm  
Finishing | Polished



B 21.40

B 30.42

CS 16.39

CS 20.42

DR 34.42S

DR 34.42

S-805







# MICRO SELECTION Series R20



**MS**  
Single strainer  
Ø 90 mm



**MSQ**  
Single strainer  
Square  
90 x 90 mm



**MSS**  
Pressed Waste Kit Hole  
Is Integrate  
In Stainless Steel Kitchen  
Sinks Kind

Different  
Choices

UKINOX



---

**MS 635.505**



---

**MS 860.500**



---

**MS 1000.500.15**



---

**MS 1160.500.20**





# MICRO SELECTION Series R20

**UKINOX**

## MS 635.505

PRESS SINKS-WELDED

Cutout size: Template provided



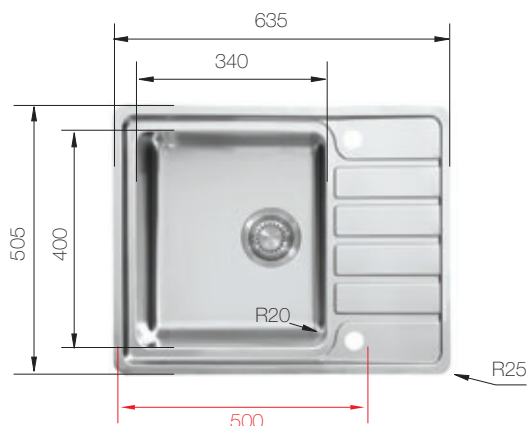
Flushmount



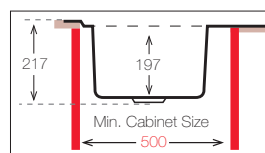
Slim Top



Min.  
Cabinet Size



Bowl Size 340 mm x 400 mm  
Thickness 0.80 mm  
Sink Depth 217 mm  
Finishing Polished



Left



Right

## MS 860.500

PRESS SINKS-WELDED

Cutout size: Template provided



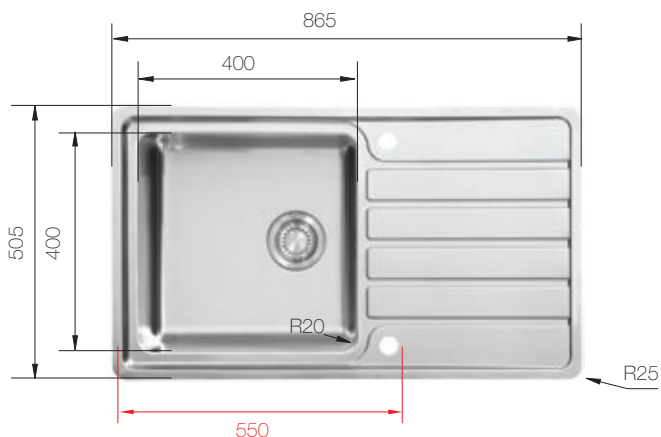
Flushmount



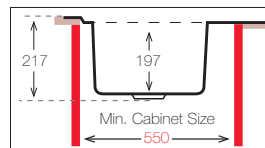
Slim Top



Min.  
Cabinet Size



Bowl Size 400 mm x 400 mm  
Thickness 0.80 mm  
Sink Depth 217 mm  
Finishing Polished



Left



Right

## MS 1000.500.15

PRESS SINKS-WELDED

Cutout size: Template provided



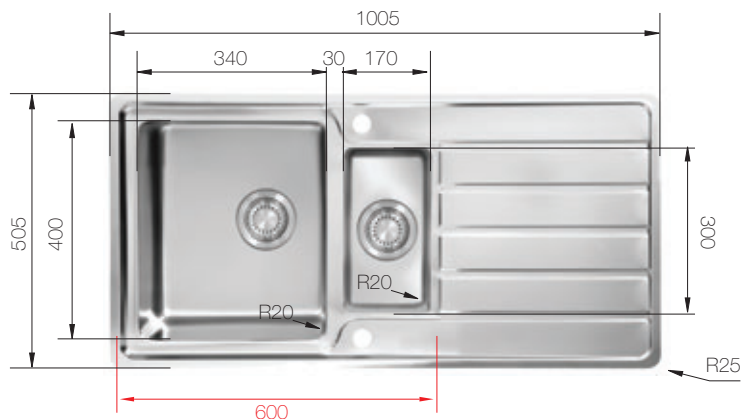
Flushmount



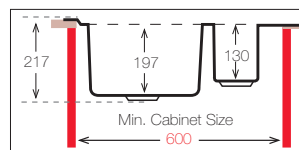
Slim Top



Min.  
Cabinet Size



Bowl Size 340 mm x 400 mm  
160 mm x 300 mm  
Thickness 0.80 mm  
Sink Depth 217 mm  
Finishing Polished



Left



Right

B 21.40



B 30.42



CS 16.39



CS 20.42



DR 34.42S



DR 34.42



S-905P



S-805P



# MS 1160.500.20

## PRESS SINKS-WELDED

Cutout size: Template provided



Inset



Flushmount



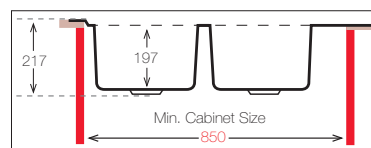
Slim Top



Min.  
Cabinet Size



Bowl Size	340 mm x 400 mm
Thickness	340 mm x 400 mm
Sink Depth	0.80 mm
Finishing	217 mm
	Polished



Left



Right





# MICRO FLAT Series R20

UKINOX

**MF**  
Single strainer  
Ø 90 mm

**MFQ**  
Single strainer  
Square  
90 x 90 mm

**MFS**  
Pressed Waste Kit Hole  
Is Integrate  
In Stainless Steel Kitchen  
Sinks Kind

Different  
Choices



## MF

MF 860.500



MF 1000.500.15



MF 1160.500.20



## MF2

MF2 860.500



MF2 1000.500.15



MF2 1160.500.20





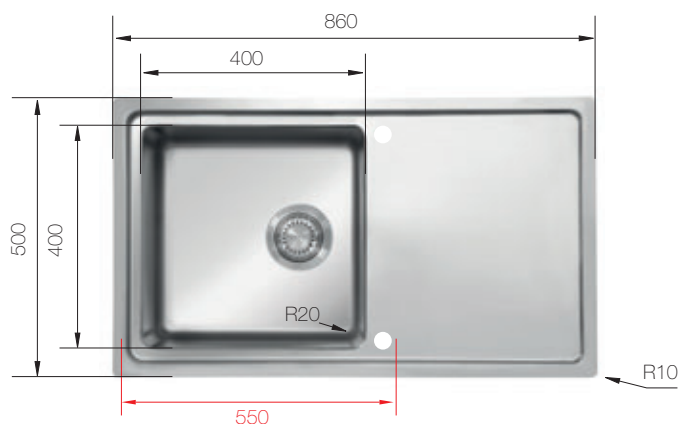
# MICRO FLAT Series R20

**UKINOX**

## MF 860.500

PRESS SINKS-WELDED

Cutout size: Template provided



Inset



Flushmount

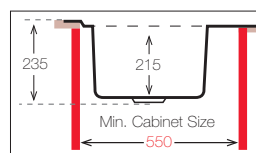


Slim Top



Min. Cabinet Size

Bowl Size	400 mm x 400 mm
Thickness	1 mm
Sink Depth	235 mm
Finishing	Polished



Left

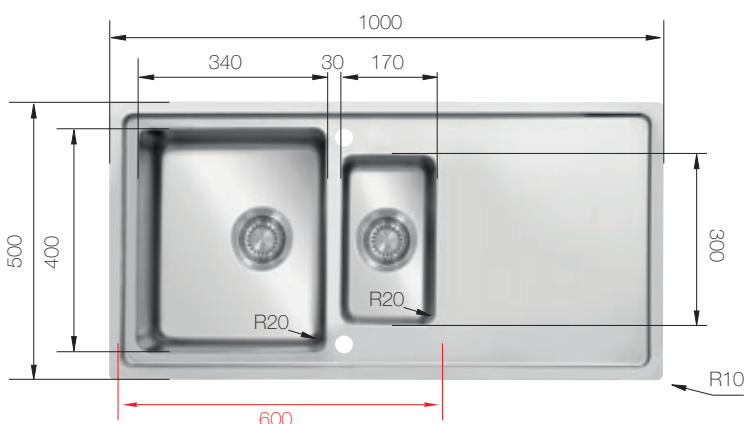


Right

## MF 1000.500.15

PRESS SINKS-WELDED

Cutout size: Template provided



Inset



Flushmount

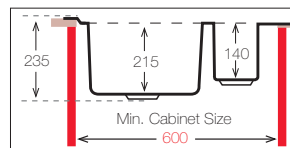


Slim Top



Min. Cabinet Size

Bowl Size	340 mm x 400 mm
	170 mm x 300 mm
Thickness	1 mm
Sink Depth	235 mm
Finishing	Polished



Left

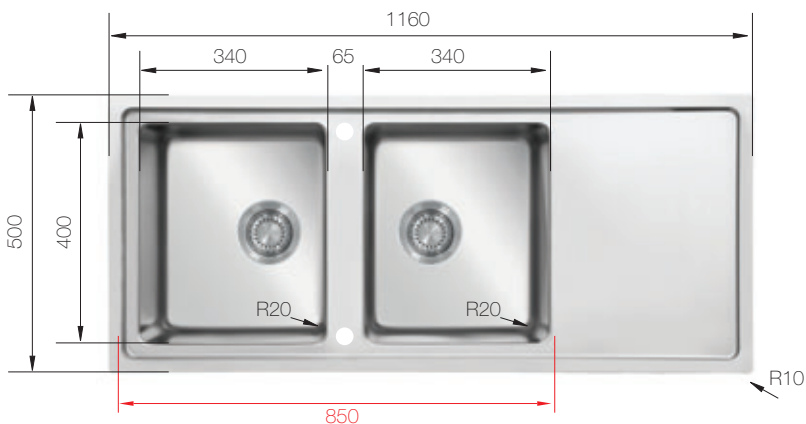


Right

## MF 1160.500.20

PRESS SINKS-WELDED

Cutout size: Template provided



Inset



Flushmount

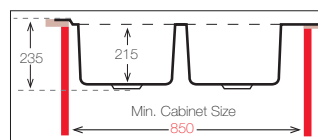


Slim Top



Min. Cabinet Size

Bowl Size	340 mm x 400 mm
	340 mm x 400 mm
Thickness	1 mm
Sink Depth	235 mm
Finishing	Polished



Left



Right


# MICRO FLAT Series R20

**UKINOX**

## MF2 860.500

PRESS SINKS-WELDED

Cutout size: Template provided



Inset



Flushmount

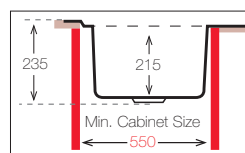


Slim Top



Min.  
Cabinet Size

Bowl Size 400 mm x 400 mm  
Thickness 1 mm  
Sink Depth 235 mm  
Finishing Polished



Left

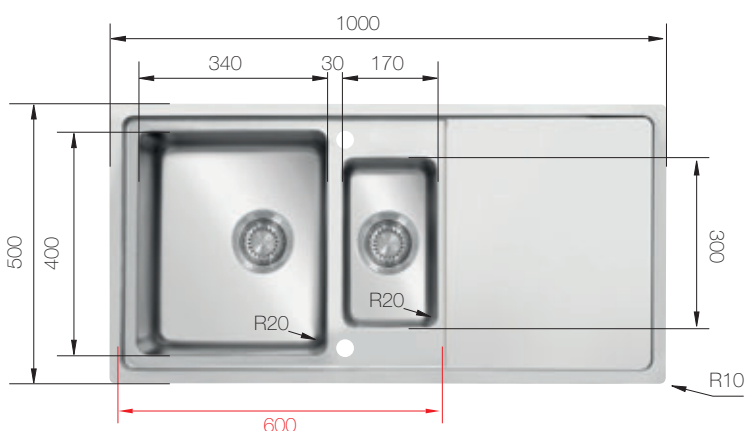


Right

## MF2 1000.500.15

PRESS SINKS-WELDED

Cutout size: Template provided



Inset



Flushmount

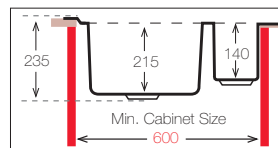


Slim Top



Min.  
Cabinet Size

Bowl Size 340 mm x 400 mm  
170 mm x 300 mm  
Thickness 1 mm  
Sink Depth 235 mm  
Finishing Polished



Left



Right

## MF2 1160.500.20

PRESS SINKS-WELDED

Cutout size: Template provided



Inset



Flushmount

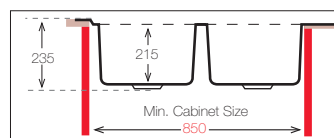


Slim Top



Min.  
Cabinet Size

Bowl Size 340 mm x 400 mm  
340 mm x 400 mm  
Thickness 1 mm  
Sink Depth 235 mm  
Finishing Polished



Left



Right

B 21.40

B 30.42

CS 16.39

DR 34.42S

DR 34.42

F 82601

F 82641



# MARLIN Series R20



**MA**  
Double strainer  
Ø 90 mm



**MAQ**  
Double strainer  
Square  
90 x 90 mm



**MAS**  
Pressed Waste Kit Hole  
Is Integrate  
In Stainless Steel Kitchen  
Sinks Kind

Different  
Choices



---

MA 1000.500.15



---

MA 1160.500.20





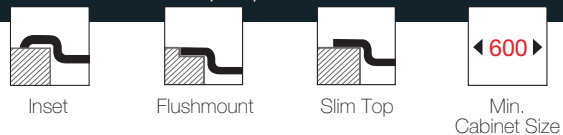
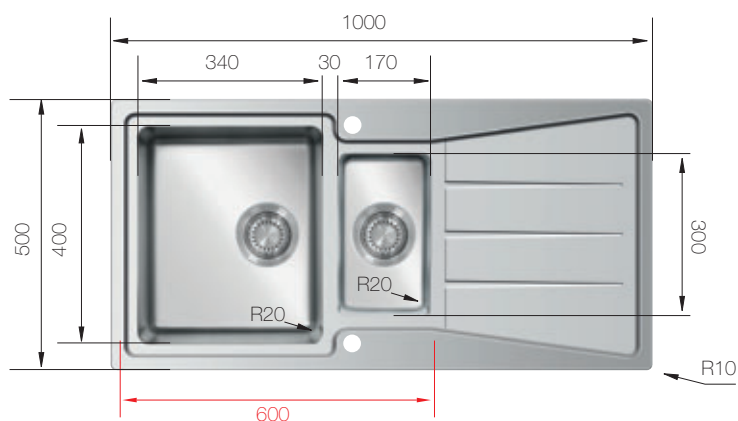
# MARLIN Series R20

**UKINOX**

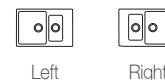
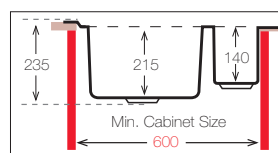
**MA 1000.500.15**

PRESS SINKS-WELDED

Cutout size: Template provided



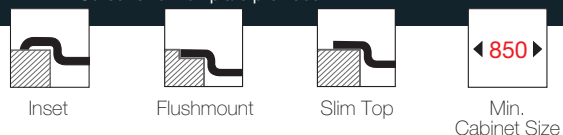
Bowl Size | 340 mm x 400 mm  
170 mm x 300 mm  
Thickness | 1 mm  
Sink Depth | 235 mm  
Finishing | Polished



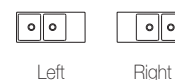
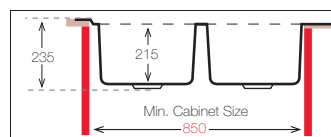
**MA 1160.500.20**

PRESS SINKS-WELDED

Cutout size: Template provided



Bowl Size | 340 mm x 400 mm  
340 mm x 400 mm  
Thickness | 1 mm  
Sink Depth | 235 mm  
Finishing | Polished







# GAYA Series

# NEW

UKINOX



**GAYA**  
Series

GY 860.500

**NEW**  
**GAYA**  
Series



## GY 860.500

Cutout size: Template provided



Inset



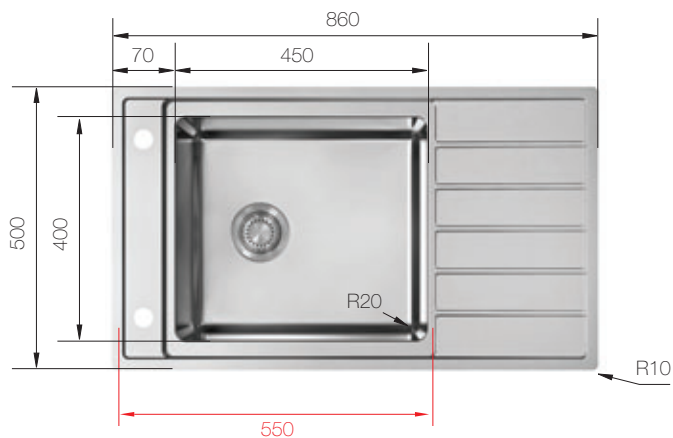
Flushmount



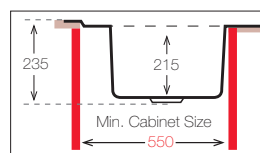
Slim Top



Min.  
Cabinet Size



Bowl Size	450 mm x 400 mm
Thickness	1 mm
Sink Depth	235 mm
Finishing	Polished



Left



Right

B 21.40



B 30.42



B 28.54



CS 16.39



CS 20.42



DR 34.44S



DR 34.42



F 82601



NEW

# GAYA Series



# ASSOS Series R20



**AS**  
Double strainer  
Ø 90 mm



**ASQ**  
Double strainer  
Square  
90 x 90 mm



**ASS**  
Pressed Waste Kit Hole  
Is Integrate  
In Stainless Steel Kitchen  
Sinks Kind

Different  
Choices



UK[INOX]

---

**AS 780.500 W**

---

**AS 1000.500 W**

---

**AS 780.500**

---

**AS 1000.500**

---

**AS 860.500W**

---

**AS 1000.500.15**

---

**AS 860.500**

---

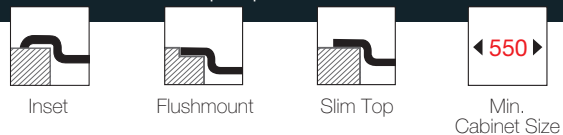
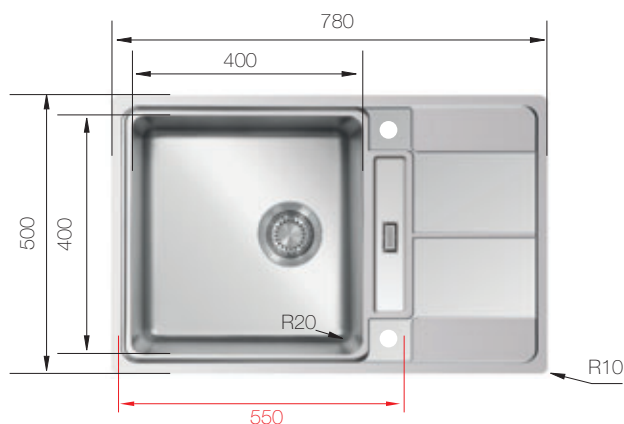
**AS 1160.500.20**



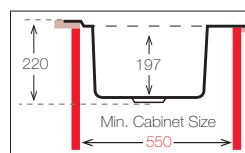
## AS 780.500 W \*

PRESS SINKS-WELDED

Cutout size: Template provided



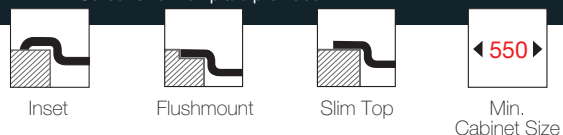

Bowl Size 400 mm x 400 mm  
Thickness 0.80 mm  
Sink Depth 220 mm  
Finishing Polished



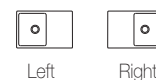
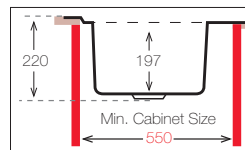
## AS 780.500 \*

PRESS SINKS-WELDED

Cutout size: Template provided



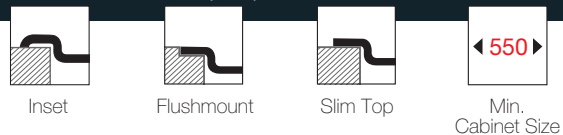

Bowl Size 400 mm x 400 mm  
Thickness 0.80 mm  
Sink Depth 220 mm  
Finishing Polished



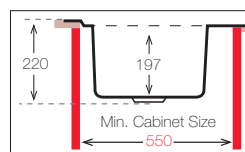
## AS 860.500W

PRESS SINKS-WELDED

Cutout size: Template provided



Bowl Size 360 mm x 400 mm  
Thickness 0.80 mm  
Sink Depth 220 mm  
Finishing Polished

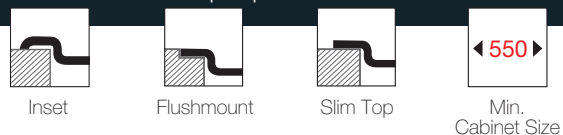



\* The mould in plan for next year

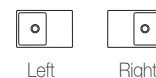
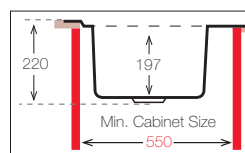
## AS 860.500

PRESS SINKS-WELDED

Cutout size: Template provided



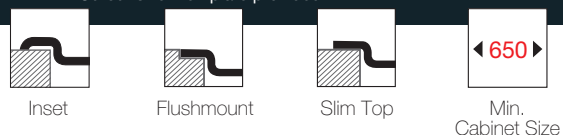

Bowl Size 360 mm x 400 mm  
Thickness 0.80 mm  
Sink Depth 220 mm  
Finishing Polished



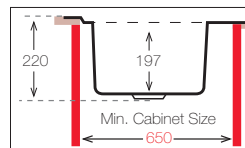
## AS 1000.500 W \*

PRESS SINKS-WELDED

Cutout size: Template provided



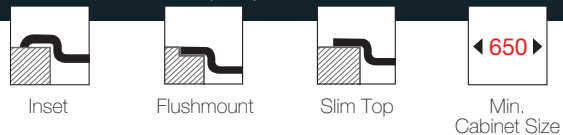

Bowl Size 450 mm x 400 mm  
Thickness 0.80 mm  
Sink Depth 220 mm  
Finishing Polished



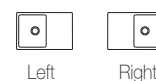
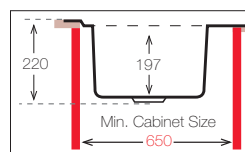
## AS 1000.500

PRESS SINKS-WELDED

Cutout size: Template provided



Bowl Size 450 mm x 400 mm  
Thickness 0.80 mm  
Sink Depth 220 mm  
Finishing Polished



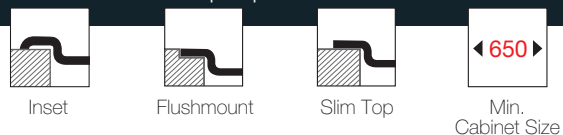
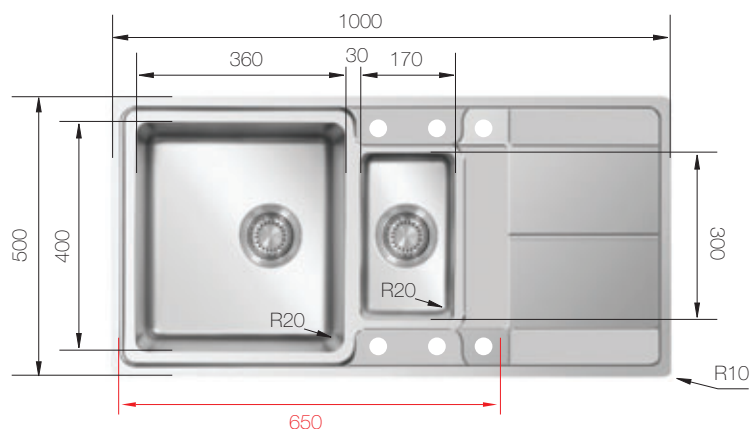
\* The mould in plan for next year



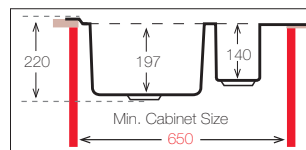
## AS 1000.500.15

PRESS SINKS-WELDED

Cutout size: Template provided



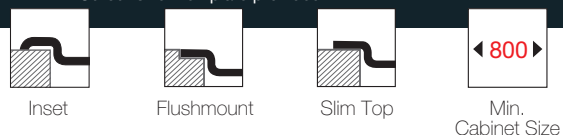
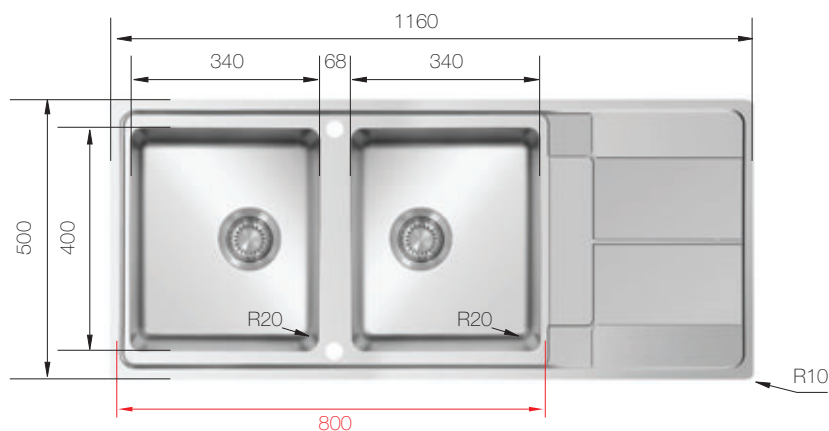
Bowl Size 360 mm x 400 mm  
170 mm x 300 mm  
Thickness 0.80 mm  
Sink Depth 220 mm  
Finishing Polished



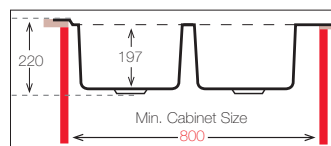
## AS 1160.500.20

PRESS SINKS-WELDED

Cutout size: Template provided



Bowl Size 340 mm x 400 mm  
340 mm x 400 mm  
Thickness 0.80 mm  
Sink Depth 220 mm  
Finishing Polished



B 21.40

B 30.42

CS 16.39

CS 20.42

DR 34.44S

DR 34.42

F 82641









# BLOOM Series

## R20



**BL**  
Single strainer  
Ø 90 mm



**BLQ**  
Single strainer  
Square  
90 x 90 mm



**BLS**  
Pressed Waste Kit Hole  
Is Integrate  
In Stainless Steel Kitchen  
Sinks Kind

Different  
Choices



---

**BL 780.500**



---

**BL 860.500**



---

**BL 1000.500**



---

**BL 1000.500.15**



---

**BL 1160.500.20**



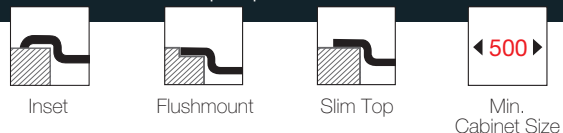
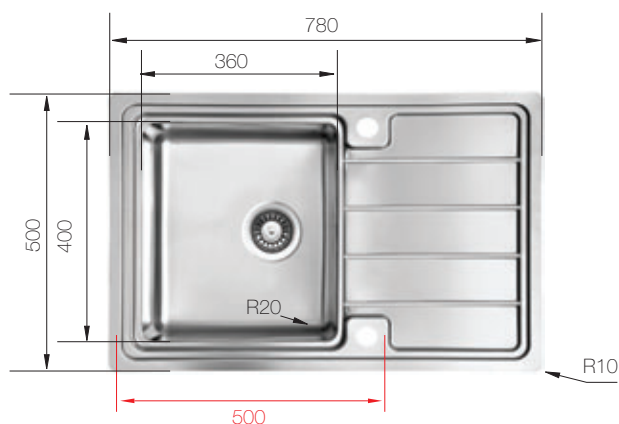
# BLOOM Series

**UKINOX**

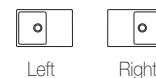
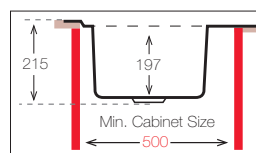
## BL 780.500 \*

PRESS SINKS-WELDED

Cutout size: Template provided



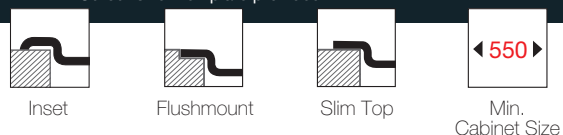
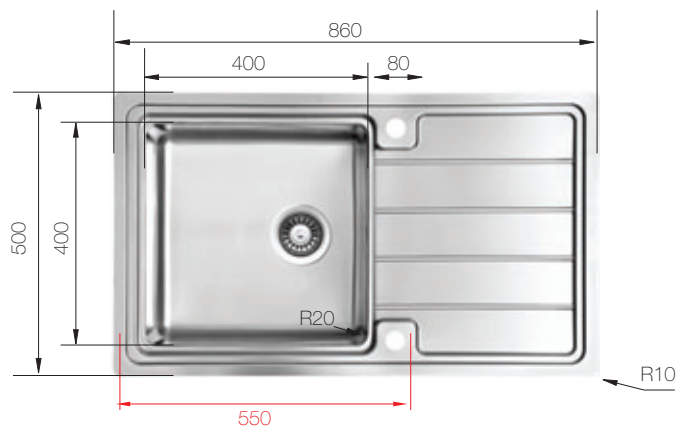
Bowl Size 340 mm x 400 mm  
Thickness 0.80 mm  
Sink Depth 215 mm  
Finishing Polished



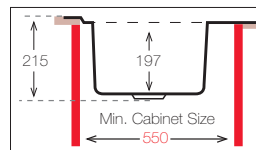
## BL 860.500

PRESS SINKS-WELDED

Cutout size: Template provided



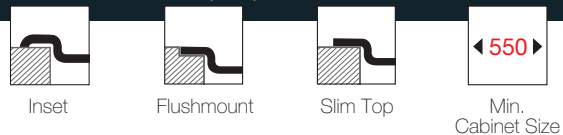
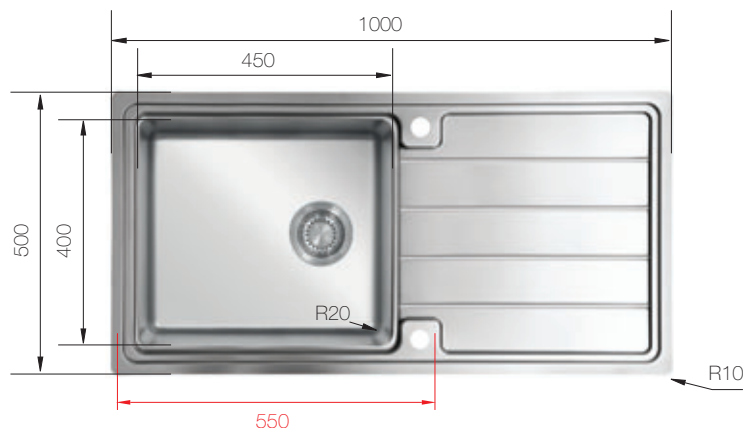
Bowl Size 400 mm x 400 mm  
Thickness 0.80 mm  
Sink Depth 215 mm  
Finishing Polished



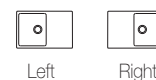
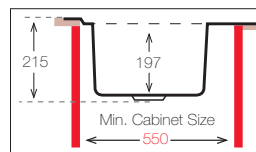
## BL 1000.500

PRESS SINKS-WELDED

Cutout size: Template provided



Bowl Size 450 mm x 400 mm  
Thickness 0.80 mm  
Sink Depth 215 mm  
Finishing Polished



\* The mould in plan for next year

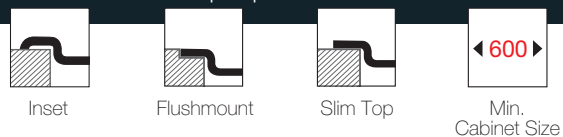
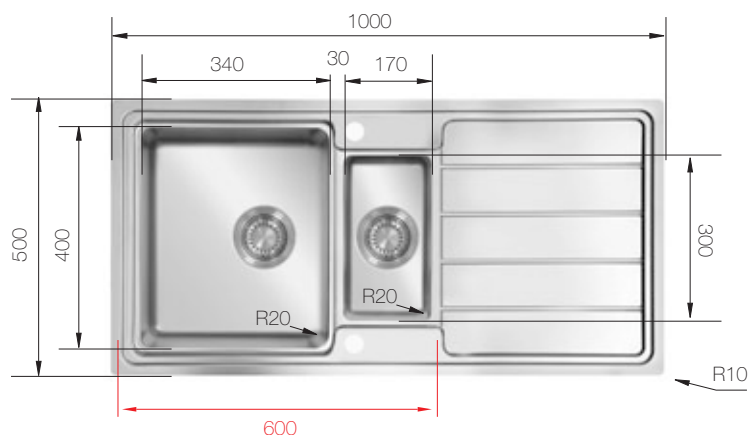
# BLOOM Series

**UKINOX**

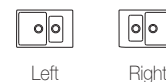
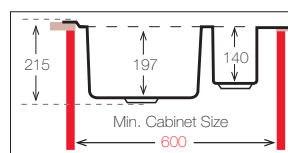
**BL 1000.500.15 \***

PRESS SINKS-WELDED

Cutout size: Template provided



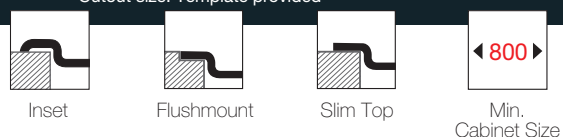
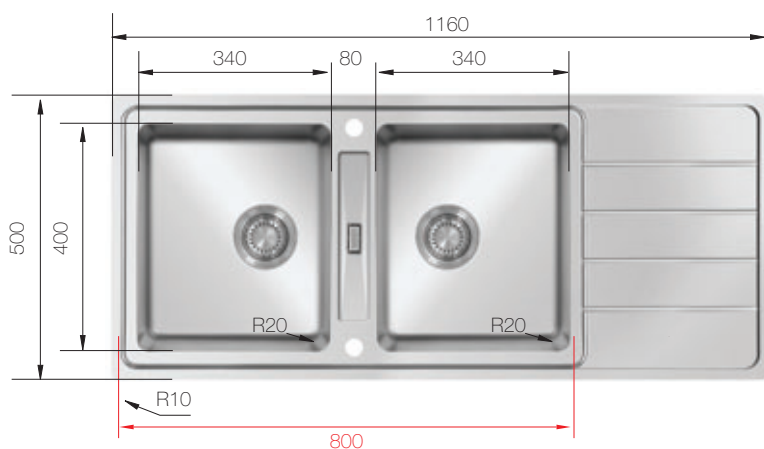
Bowl Size 340 mm x 400 mm  
170 mm x 300 mm  
Thickness 0.80 mm  
Sink Depth 215 mm  
Finishing Polished



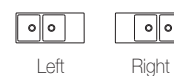
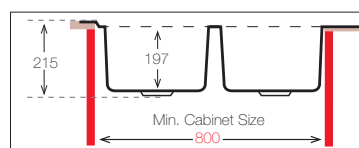
**BL 1160.500.20 \***

PRESS SINKS-WELDED

Cutout size: Template provided



Bowl Size 340 mm x 400 mm  
340 mm x 400 mm  
Thickness 0.80 mm  
Sink Depth 215 mm  
Finishing Polished



\* The mould in plan for next year

B 21.40

B 30.42

CS 20.42

DR 34.42S

DR 34.42

F 82601

F 82641





## LINES Series



---

**LN 630.500**

---

**LN 790.500.15**

---

**LN 860.500**

---

**LN 965.500**

---

**LN 1000.500**

---

**LN 1000.500.15**

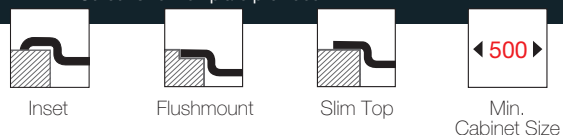
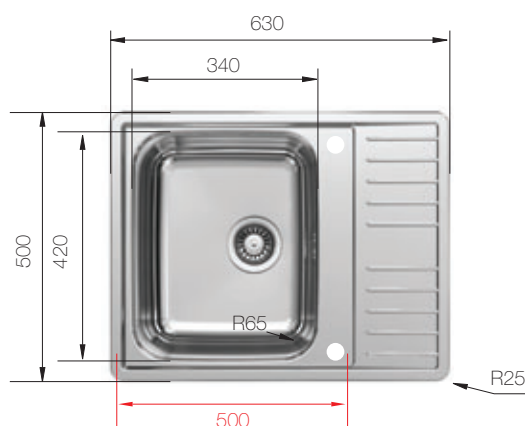
---

**LN 1160.500.20**

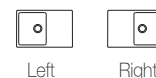
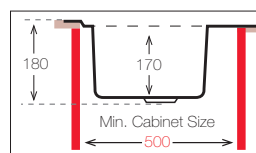
## LN 630.500

**MONOBLOCK**

Cutout size: Template provided



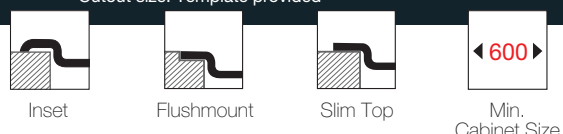

Bowl Size	340 mm x 420 mm
Thickness	0.70 mm
Sink Depth	180 mm
Finishing	Polished



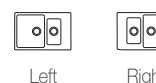
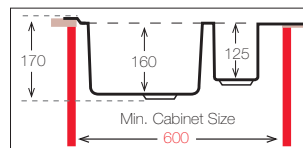
## LN 790.500.15

**MONOBLOCK-WELDED**

Cutout size: Template provided



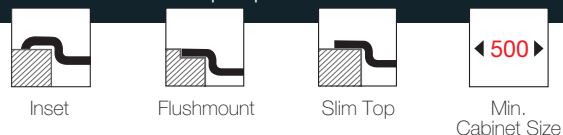
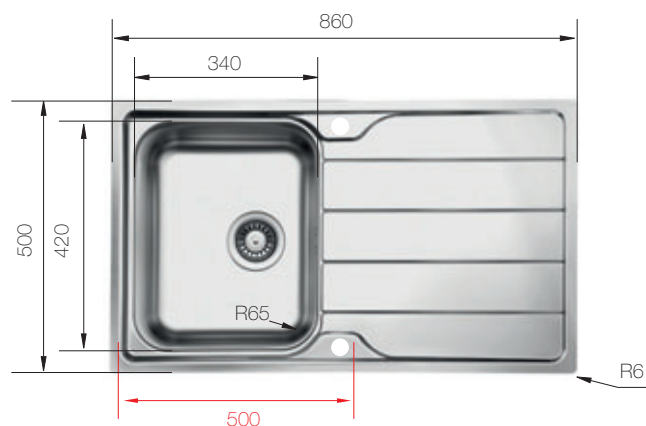
Bowl Size	340 mm x 420 mm
	180 mm x 340 mm
Thickness	0.70 mm
Sink Depth	170 mm
Finishing	Polished



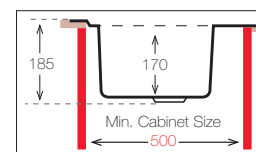
## LN 860.500

**MONOBLOCK**

Cutout size: Template provided



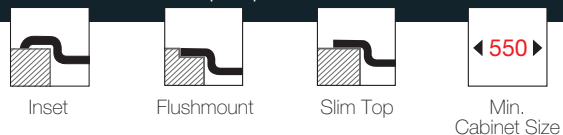
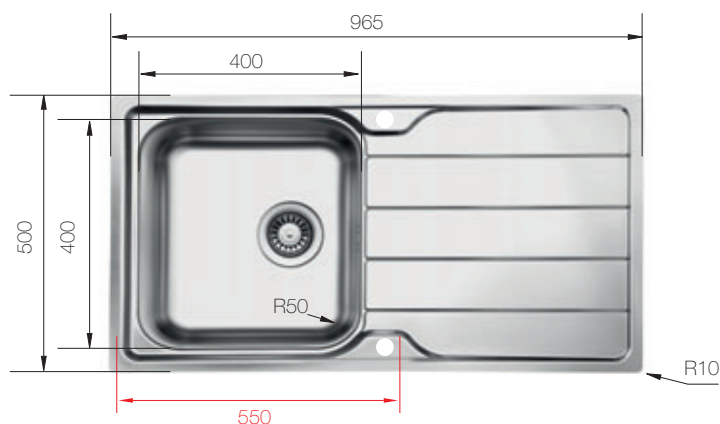
Bowl Size	340 mm x 420 mm
Thickness	0.70 mm
Sink Depth	185 mm
Finishing	Polished



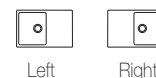
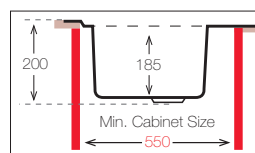
## LN 965.500

### PRESS SINKS-WELDED

Cutout size: Template provided



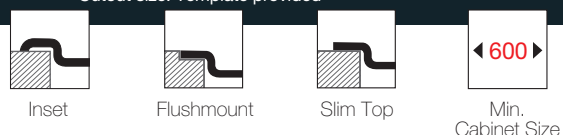
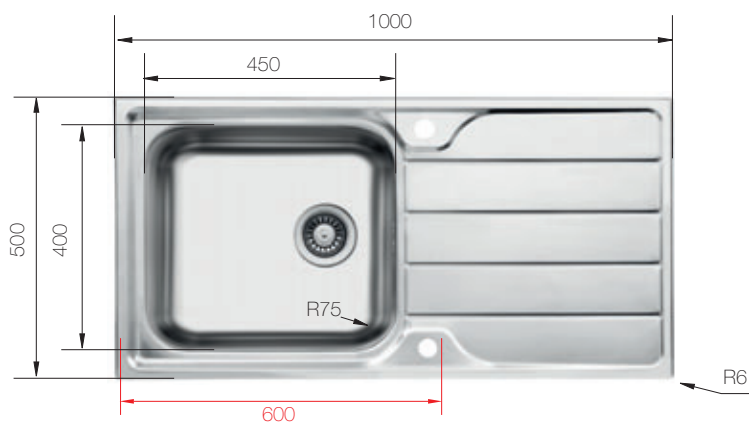
Bowl Size 400 mm x 400 mm  
Thickness 0.70 mm  
Sink Depth 200 mm  
Finishing Polished



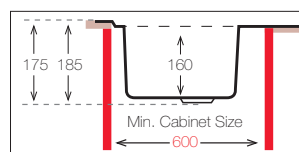
## LN 1000.500

### MONOBLOCK

Cutout size: Template provided



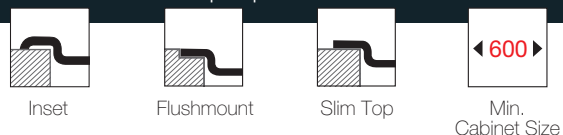
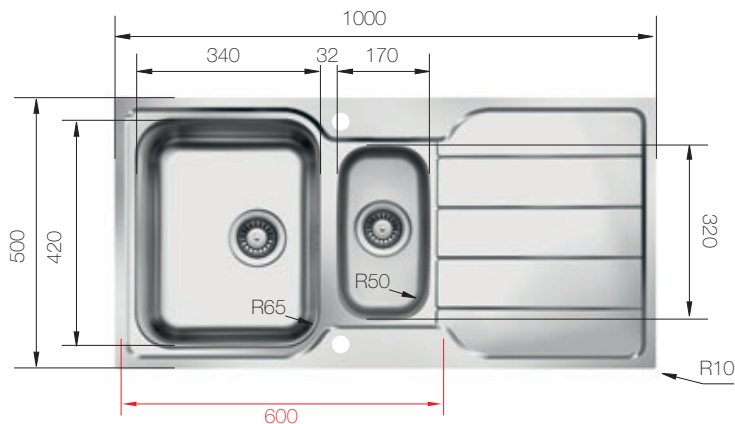
Bowl Size 450 mm x 400 mm  
Thickness 0.60 mm | 0.70 mm  
Sink Depth 175 mm | 185 mm  
Finishing Satin | Polished



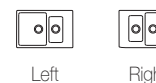
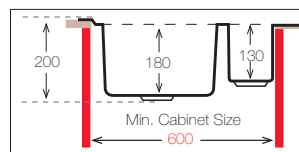
## LN 1000.500.15

### MONOBLOCK-WELDED

Cutout size: Template provided



Bowl Size 340 mm x 420 mm  
170 mm x 320 mm  
Thickness 0.70 mm  
Sink Depth 200 mm  
Finishing Polished



B 34.42

CS 17.32

SB 32.40

S-905

S-805







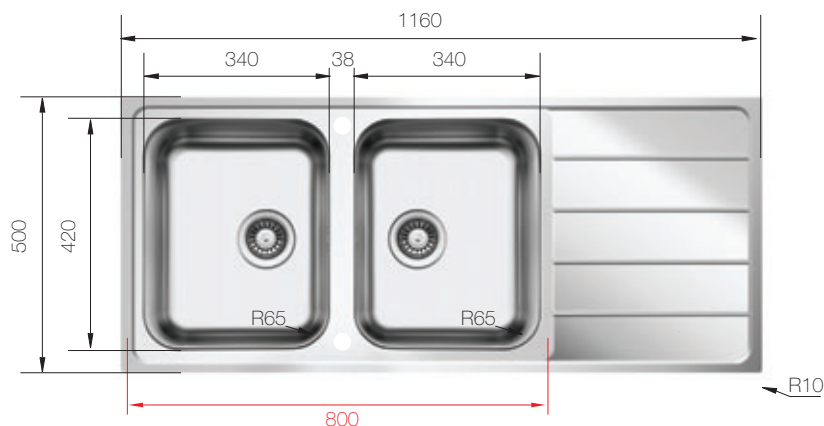
Inset



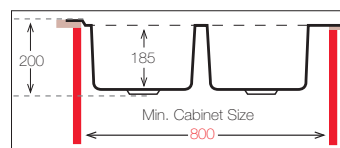
Flushmount



Slim Top


 Min.  
Cabinet Size


Bowl Size	340 mm x 420 mm
Thickness	0.70 mm
Sink Depth	200 mm
Finishing	Polished



Left



Right

B 34.42



CS 17.32



SB 32.40



S-805





## SELECTION Series



---

**SLS 860.500**

---

**SLS 965.500**

---

**SLS 965.500.15**

---

**SLS 1000.500**

---

**SLS 1000.500.15**

---

**SLS 860.500.20**

---

**SLS 1160.500.20**



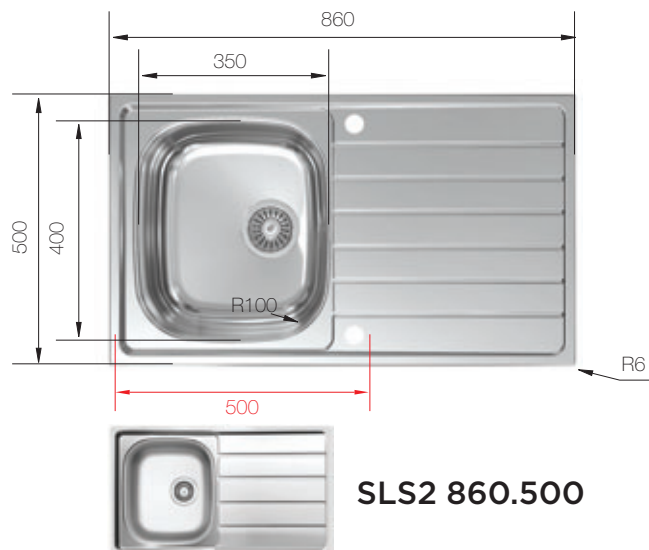
# SELECTION Series

**UKINOX**

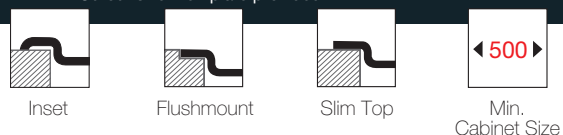
## SLS 860.500

MONOBLOCK

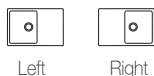
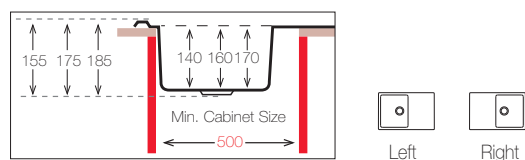
Cutout size: Template provided



**SLS2 860.500**




Bowl Size	350 mm x 400 mm
Thickness	0.50 mm
Sink Depth	155 mm
Finishing	Satin



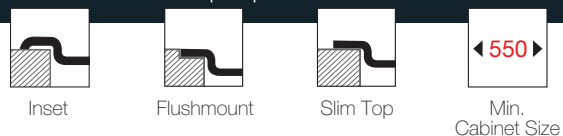
## SLS 965.500

MONOBLOCK

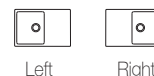
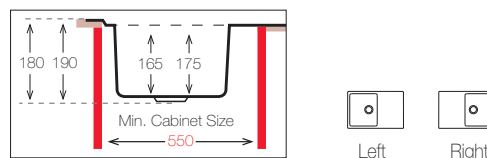
Cutout size: Template provided



**SLS2 965.500**



Bowl Size	410 mm x 410 mm
Thickness	0.60 mm
Sink Depth	180 mm
Finishing	Satin / Linen



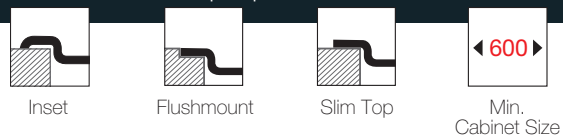
## SLS 965.500.15

MONOBLOCK

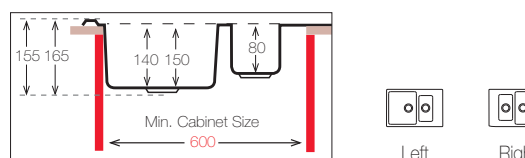
Cutout size: Template provided



**SLS2 965.500.15**



Bowl Size	350 mm x 400 mm
Thickness	0.60 mm
Sink Depth	155 mm
Finishing	Satin / Linen



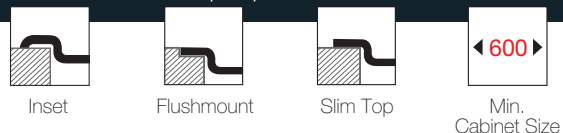

# SELECTION Series

**UKINOX**

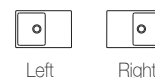
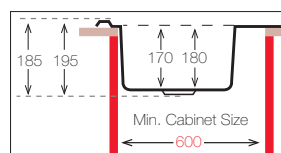
## SLS 1000.500

MONOBLOCK

Cutout size: Template provided



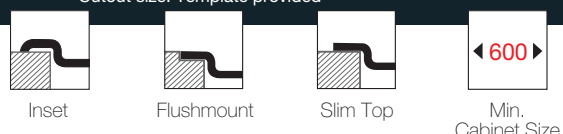
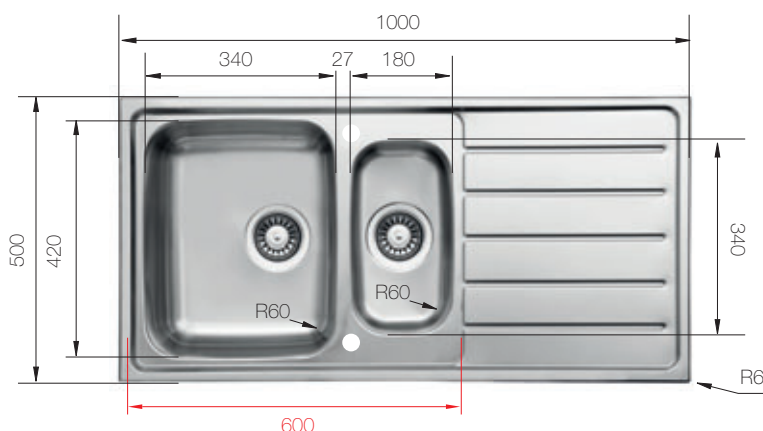
Bowl Size	450 mm x 400 mm
Thickness	0.60 mm
Sink Depth	185 mm
Finishing	Satin / Linen
	0.70 mm
	195 mm
	Polished



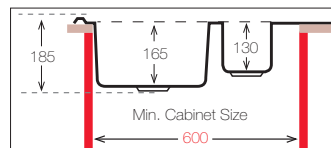
## SLS 1000.500.15

MONOBLOCK-WELDED

Cutout size: Template provided



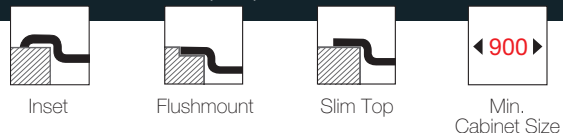

Bowl Size	340 mm x 420 mm
Thickness	0.70 mm
Sink Depth	185 mm
Finishing	Polished / Linen
	130 mm



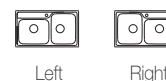
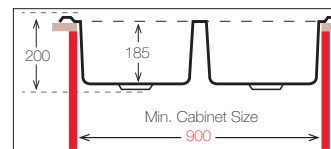
## SLS 860.500.20

PRESS SINKS-WELDED

Cutout size: Template provided



Bowl Size	420 mm x 340 mm
Thickness	0.70 mm
Sink Depth	200 mm
Finishing	Polished
	185 mm



B 34.42

B 35.40

CS 17.32

SB 32.40

S-905

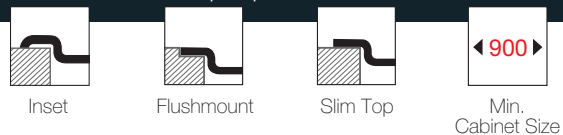
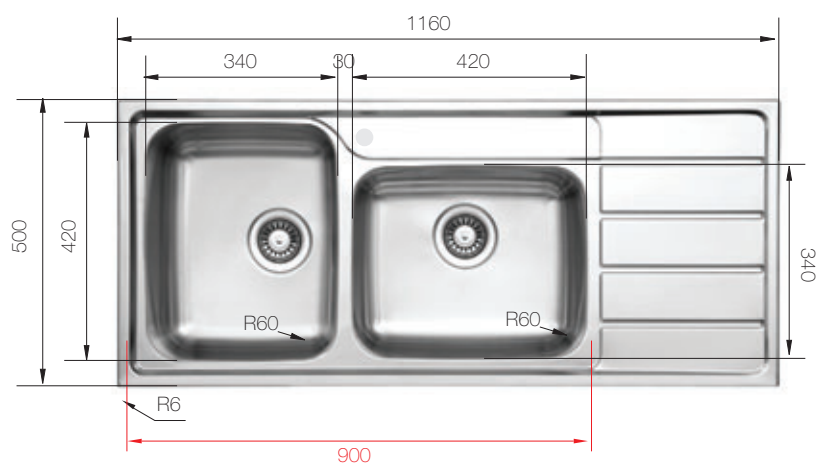
S-805



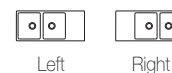
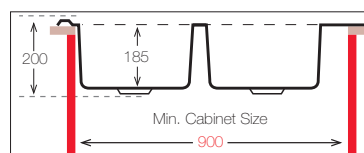
## SLS 1160.500.20

PRESS SINKS-WELDED

Cutout size: Template provided



Bowl Size	340 mm x 420 mm 420 mm x 340 mm
Thickness	0.70 mm
Sink Depth	200 mm
Finishing	Polished



B 34.42



SB 32.40



S-805









## HYPNOS Series



---

**HY 652.503**

---

**HY 860.500**

---

**HY 965.500**

---

**HY 860.500.15**

---

**HY 1000.500.15**

---

**HY 1160.500.20**

---

**HY 1160.500.18**

## HY 652.503

MONOBLOCK

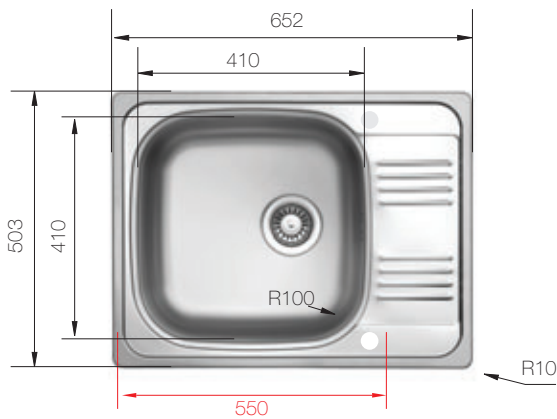
Cutout size: Template provided



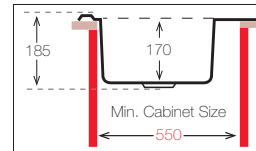
Inset



Min.  
Cabinet Size



Bowl Size	410 mm x 410 mm
Thickness	0.70 mm
Sink Depth	185 mm
Finishing	Polished / Linen



Left



Right

## HY 860.500

MONOBLOCK

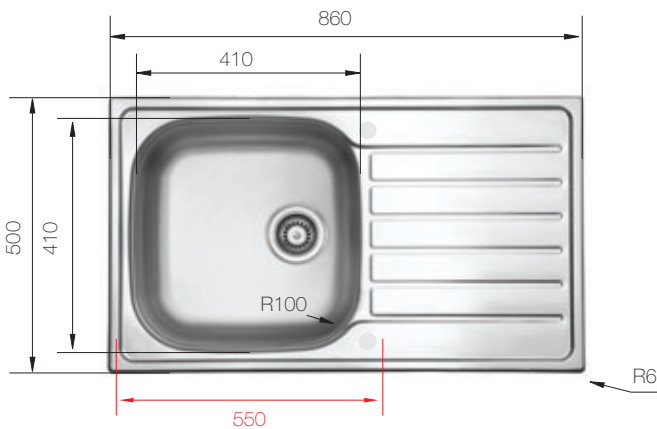
Cutout size: Template provided



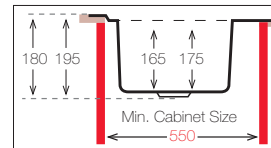
Inset



Min.  
Cabinet Size



Bowl Size	410 mm x 410 mm
Thickness	0.60 mm   0.70 mm
Sink Depth	180 mm   195 mm
Finishing	Satin / Linen   Polished



Left



Right

## HY 965.500

MONOBLOCK

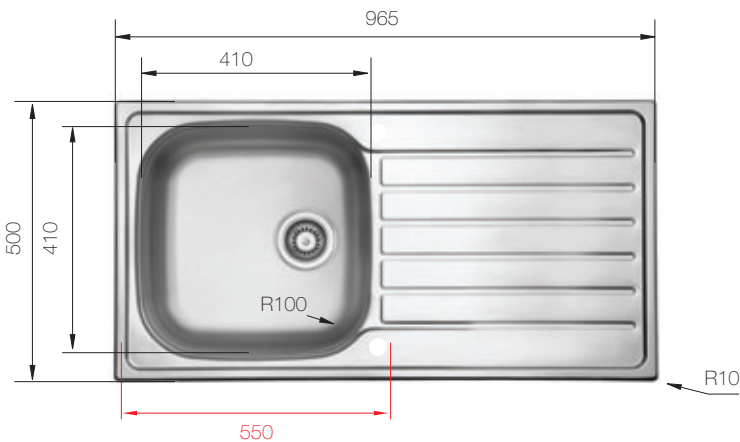
Cutout size: Template provided



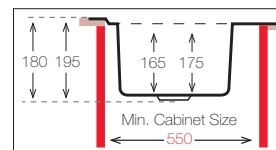
Inset



Min.  
Cabinet Size



Bowl Size	410 mm x 410 mm
Thickness	0.60 mm   0.70 mm
Sink Depth	180 mm   195 mm
Finishing	Satin / Linen   Polished



Left

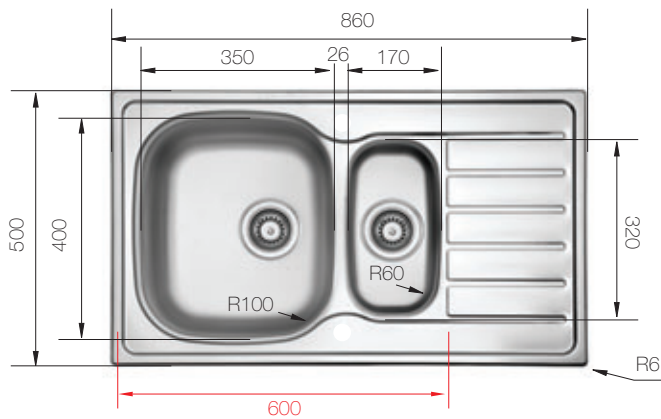


Right

## HY 860.500.15

MONOBLOCK-WELDED

Cutout size: Template provided

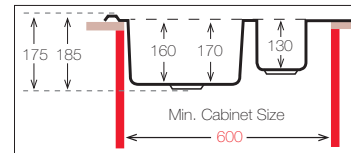


Inset



Min.  
Cabinet Size

Bowl Size	350 mm x 400 mm	170 mm x 320 mm
Thickness	0.60 mm	0.70 mm
Sink Depth	175 mm	185 mm
Finishing	Satin / Linen	Polished / Linen



Left

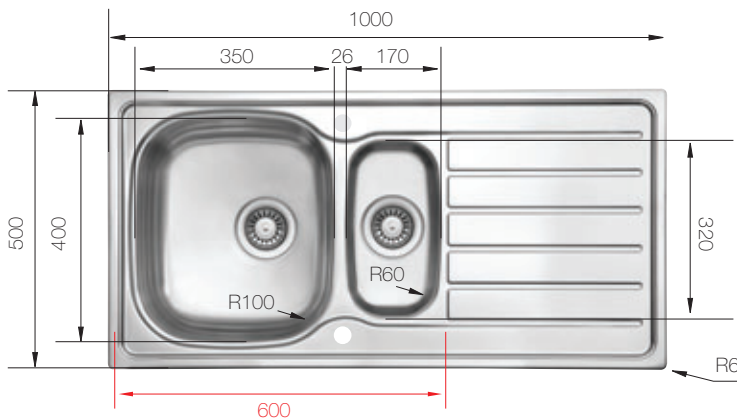


Right

## HY 1000.500.15

MONOBLOCK-WELDED

Cutout size: Template provided

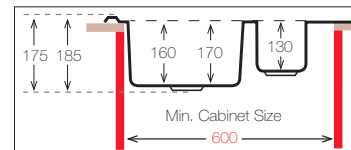


Inset



Min.  
Cabinet Size

Bowl Size	350 mm x 400 mm	170 mm x 320 mm
Thickness	0.60 mm	0.70 mm
Sink Depth	175 mm	185 mm
Finishing	Satin / Linen	Polished / Linen



Left

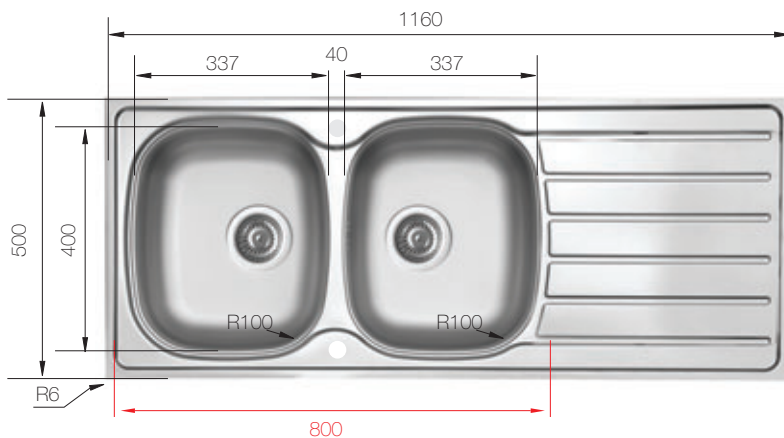


Right

## HY 1160.500.20

MONOBLOCK

Cutout size: Template provided

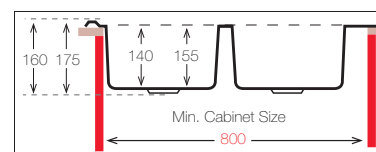


Inset



Min.  
Cabinet Size

Bowl Size	337 mm x 400 mm	337 mm x 400 mm
Thickness	0.60 mm	0.70 mm
Sink Depth	160 mm	175 mm
Finishing	Satin / Linen	Polished



Left



Right

B 34.42

B 35.40

CS 17.32

SB 32.40

S-905

S-805





## HY 1160.500.18

MONOBLOCK-WELDED

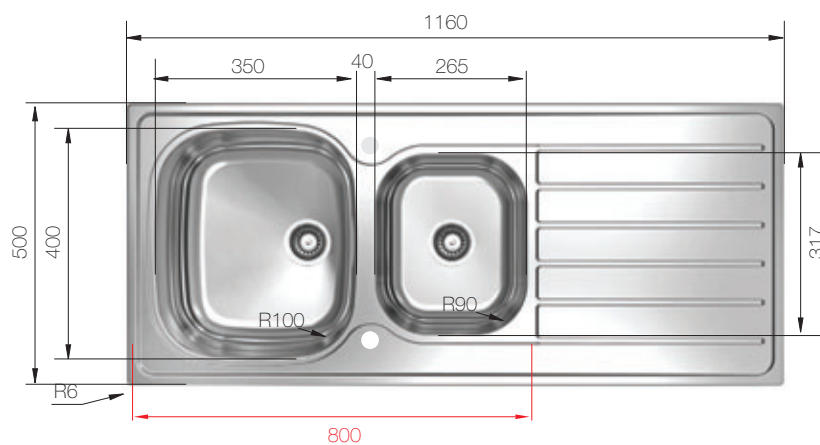
Cutout size: Template provided



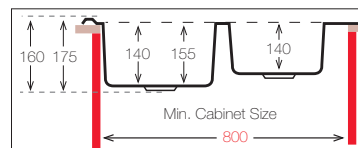
Inset



Min.  
Cabinet Size



Bowl Size	350 mm x 400 mm	265 mm x 317 mm
Thickness	0.60 mm	0.70 mm
Sink Depth	160 mm	175 mm
Finishing	Satin / Linen	Polished



Left



Right

B 35.40



CS 17.32



SB 32.40



S-805





## ROSE'S Series



---

RS 780.500



---

RS 860.500



---

RS 1000.500.15





## RS 780.500 \*

MONOBLOCK-WELDED


Cutout size: Template provided



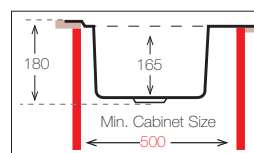
Inset



Min.  
Cabinet Size



Bowl Size	350 mm x 400 mm
Thickness	0.60 mm
Sink Depth	180 mm
Finishing	Satin / Linen



Left



Right

## RS 860.500

MONOBLOCK

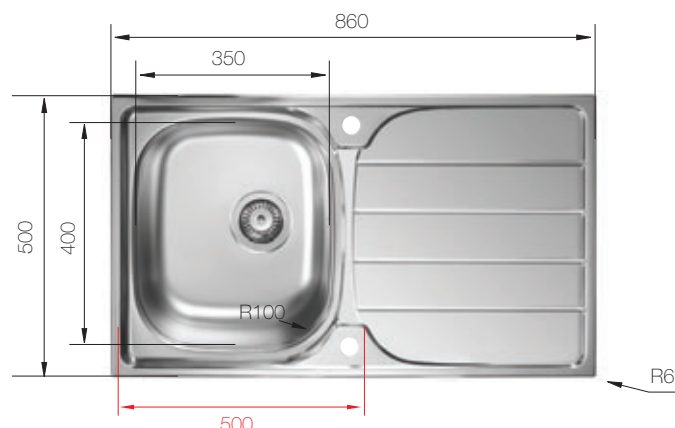
Cutout size: Template provided



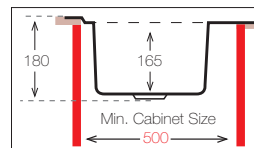
Inset



Min.  
Cabinet Size



Bowl Size	350 mm x 400 mm
Thickness	0.60 mm
Sink Depth	180 mm
Finishing	Satin / Linen



Left



Right

## RS 1000.500.15 \*

MONOBLOCK-WELDED

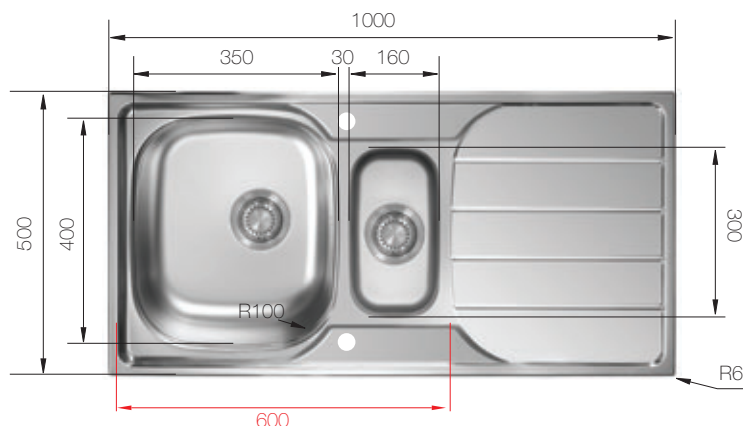
Cutout size: Template provided



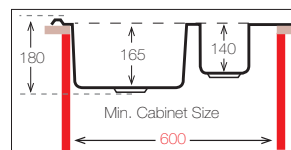
Inset



Min.  
Cabinet Size



Bowl Size	350 mm x 400 mm
Thickness	0.60 mm
Sink Depth	180 mm
Finishing	Satin / Linen



Left



Right

\* The mould in plan for next year

B 35.40



CS 16.30



SB 32.40



S-905



S-805







## WAVE Series



---

**WV 860.500**

---

**WV 915.500**

---

**WV 1000.500.15**

---

**WV 1160.500.20**

---

**WV 1200.600.20**



## WV 860.500

MONOBLOCK

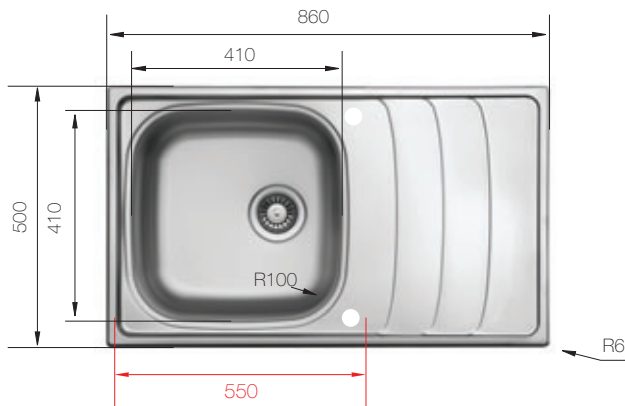
Cutout size: Template provided



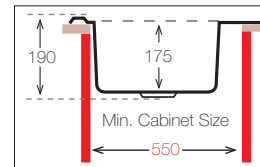
Inset



Min.  
Cabinet Size



Bowl Size	410 mm x 410 mm
Thickness	0.70 mm
Sink Depth	190 mm
Finishing	Polished



Left



Right

## WV 915.500

MONOBLOCK

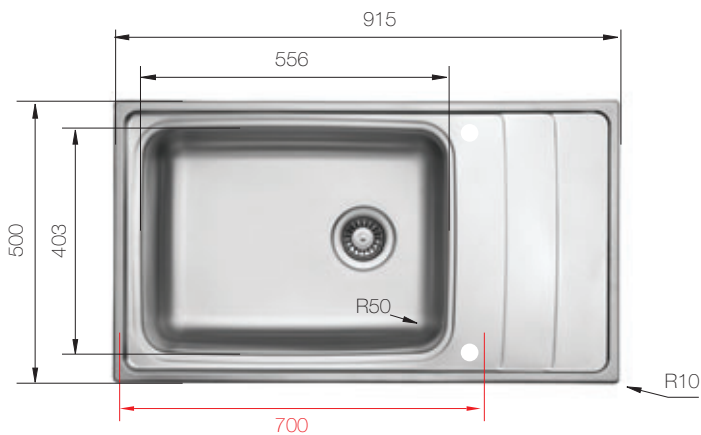
Cutout size: Template provided



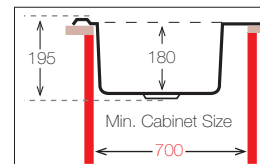
Inset



Min.  
Cabinet Size



Bowl Size	556 mm x 403 mm
Thickness	0.70 mm
Sink Depth	185 mm
Finishing	Polished / Linen



Left



Right

## WV 1000.500.15

MONOBLOCK-WELDED

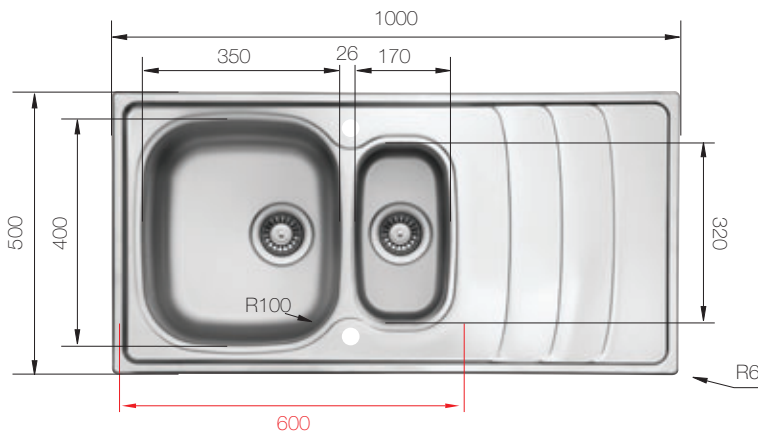
Cutout size: Template provided



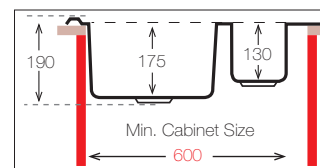
Inset



Min.  
Cabinet Size



Bowl Size	350 mm x 400 mm
Thickness	170 mm x 320 mm
Sink Depth	0.70 mm
Finishing	190 mm
	Polished



Left



Right

# WAVE Series

**UKINOX**

## WV 1160.500.20

MONOBLOCK

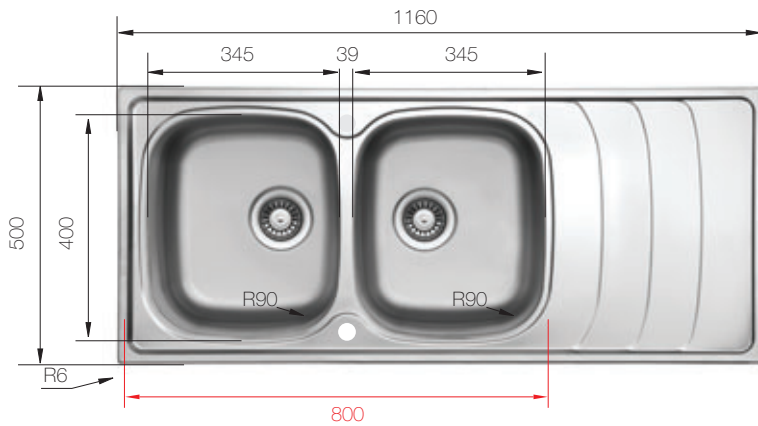
Cutout size: Template provided



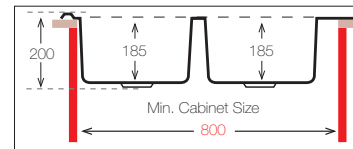
Inset



Min.  
Cabinet Size



Bowl Size	345 mm x 400 mm
Thickness	345 mm x 400 mm
Sink Depth	0.70 mm
Finishing	200 mm
	Polished / Linen



Left



Right

## WV 1200.600.20

WELDED

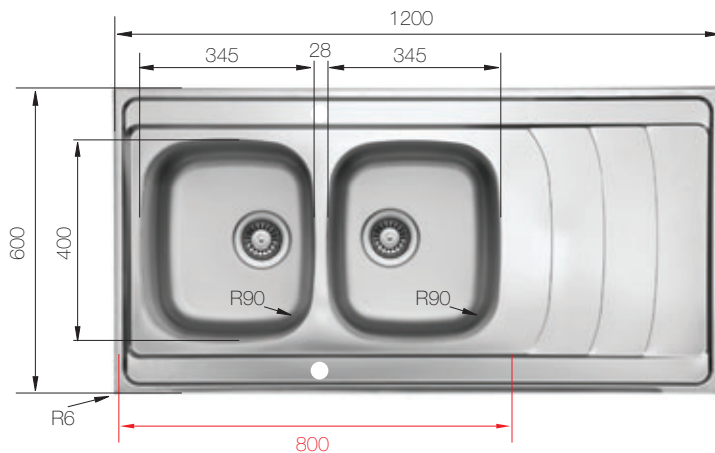
Cutout size: Template provided



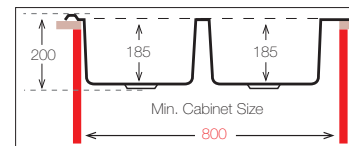
Inset



Min.  
Cabinet Size



Bowl Size	345 mm x 400 mm
Thickness	345 mm x 400 mm
Sink Depth	0.70 mm
Finishing	200 mm
	Polished



Left



Right



B 35.40

CS 17.32

SB 32.40

S-905

S-805



## LOTUS Series



LT 615.500



LT 950.500.15



LT 1200.600.20



LT 615.500.15



LT 1000.500.15



LT 945.510



LT 780.500



LT 915.500



LT 945.510 W



LT 780.500.15



LT 1160.500.20



LT 945.510.15



LT



## LT 615.500

MONOBLOCK

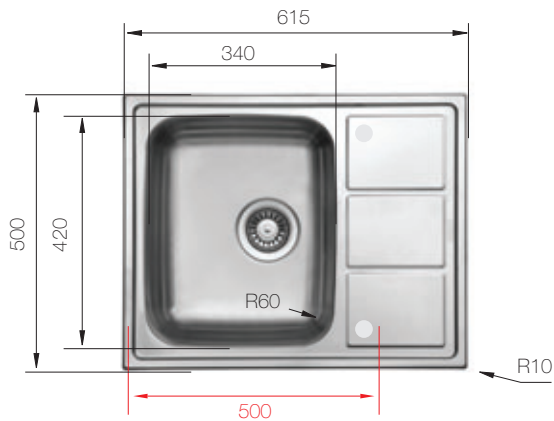
Cutout size: Template provided



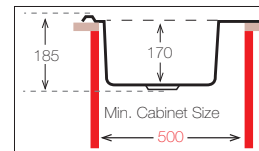
Inset



Min.  
Cabinet Size



Bowl Size	340 mm x 420 mm
Thickness	0.70 mm
Sink Depth	185 mm
Finishing	Polished / Linen



Left



Right

## LT 615.500.15

PRESS SINKS-WELDED

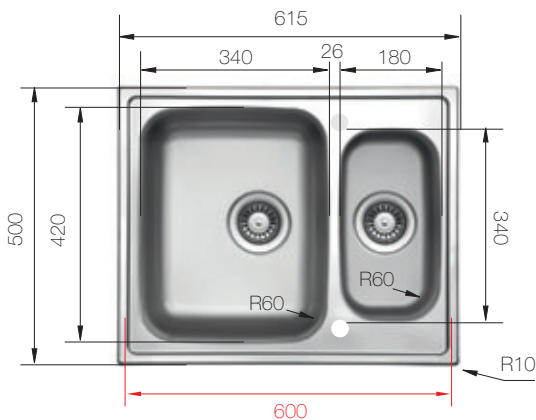
Cutout size: Template provided



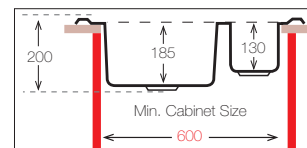
Inset



Min.  
Cabinet Size



Bowl Size	340 mm x 420 mm
	180 mm x 340 mm
Thickness	0.70 mm
Sink Depth	200 mm
Finishing	Polished / Linen



Left



Right

## LT 780.500

MONOBLOCK

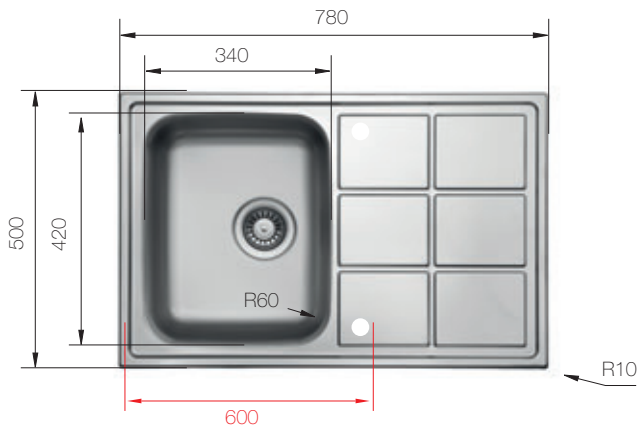
Cutout size: Template provided



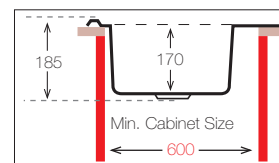
Inset



Min.  
Cabinet Size



Bowl Size	340 mm x 420 mm
Thickness	0.70 mm
Sink Depth	185 mm
Finishing	Polished / Linen



Left



Right

## LT 780.500.15

PRESS SINKS-WELDED

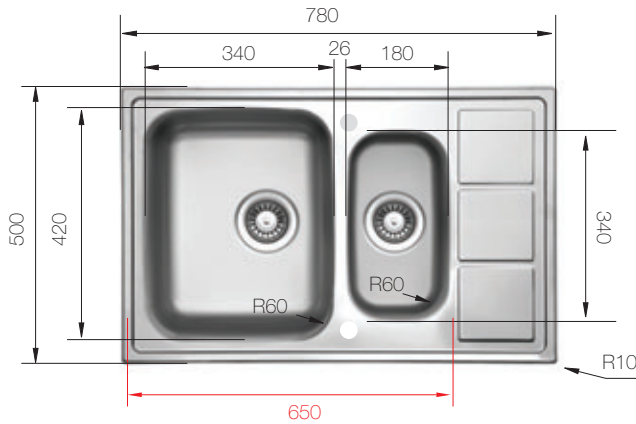
Cutout size: Template provided



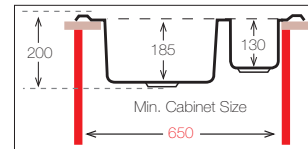
Inset



Min.  
Cabinet Size



Bowl Size 340 mm x 420 mm  
180 mm x 340 mm  
Thickness 0.70 mm  
Sink Depth 200 mm  
Finishing Polished / Linen



Left



Right

## LT 950.500.15

PRESS SINKS-WELDED

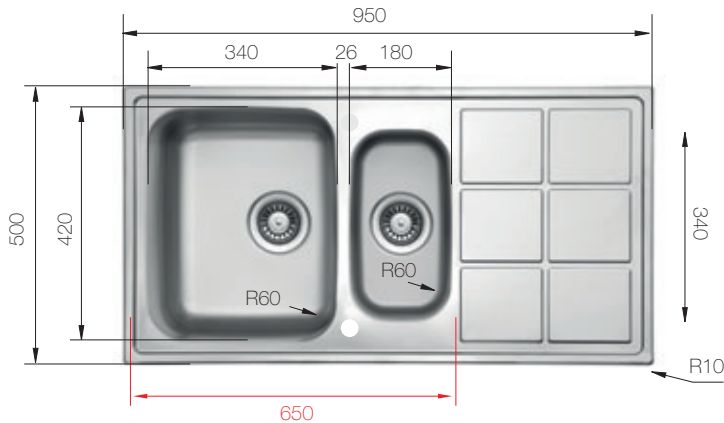
Cutout size: Template provided



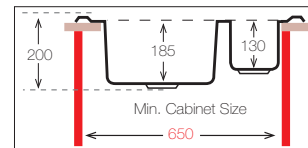
Inset



Min.  
Cabinet Size



Bowl Size 340 mm x 420 mm  
180 mm x 340 mm  
Thickness 0.70 mm  
Sink Depth 200 mm  
Finishing Polished



Left



Right

## LT 1000.500.15

MONOBLOCK-WELDED

Cutout size: Template provided



Inset



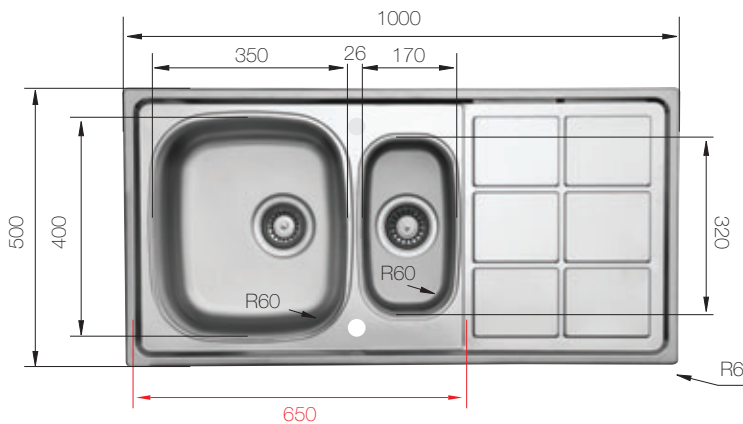
Flushmount



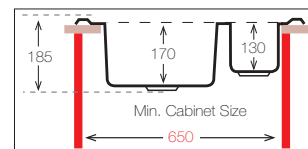
Slim Top



Min.  
Cabinet Size



Bowl Size 350 mm x 400 mm  
170 mm x 320 mm  
Thickness 0.70 mm  
Sink Depth 185 mm  
Finishing Polished



Left



Right

B 35.40

B 34.42

CS 17.32

CS 18.34

SB 32.40

S-905

S-805



## LT 915.500

MONOBLOCK

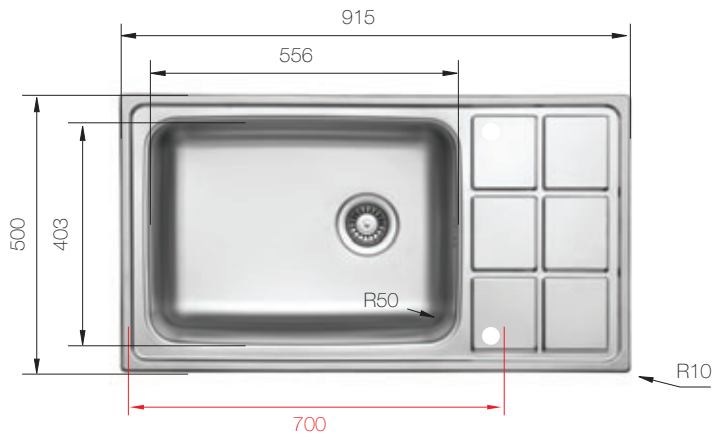
Cutout size: Template provided



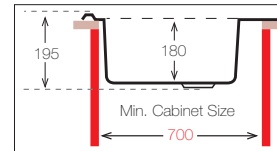
Inset



Min.  
Cabinet Size



Bowl Size	556 mm x 403 mm
Thickness	0.70 mm
Sink Depth	185 mm
Finishing	Polished



Left



Right

## LT 1160.500.20

PRESS SINKS-WELDED

Cutout size: Template provided



Inset



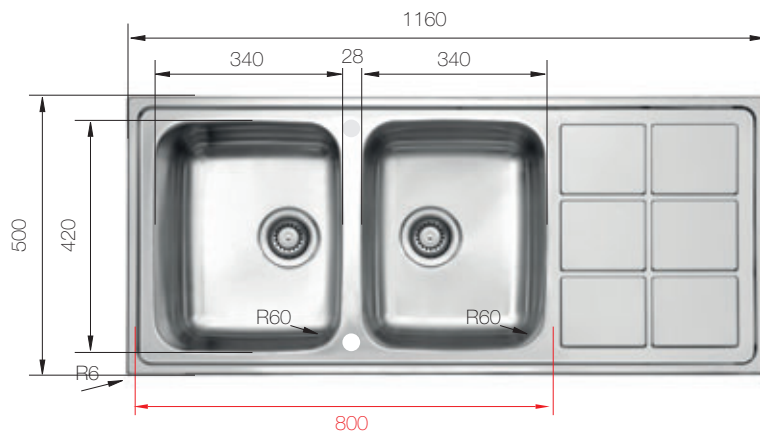
Flushmount



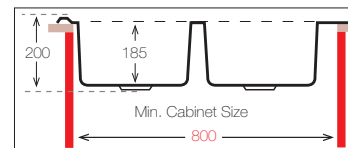
Slim Top



Min.  
Cabinet Size



Bowl Size	340 mm x 420 mm
Thickness	0.70 mm
Sink Depth	200 mm
Finishing	Polished



Left



Right

## LT 1200.600.20

PRESS SINKS-WELDED

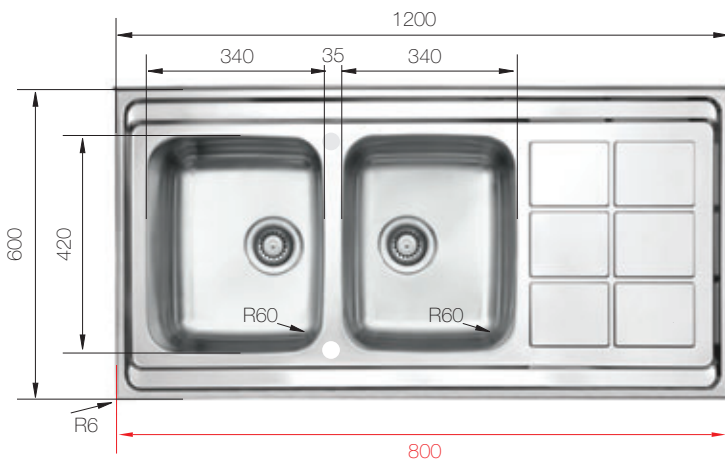
Cutout size: Template provided



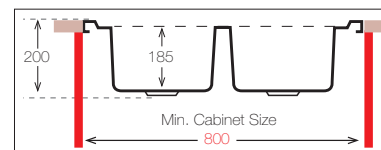
Out Set



Min.  
Cabinet Size



Bowl Size	340 mm x 420 mm
Thickness	0.70 mm
Sink Depth	200 mm
Finishing	Polished



Left



Right

## LT 945.510

PRESS SINKS-WELDED

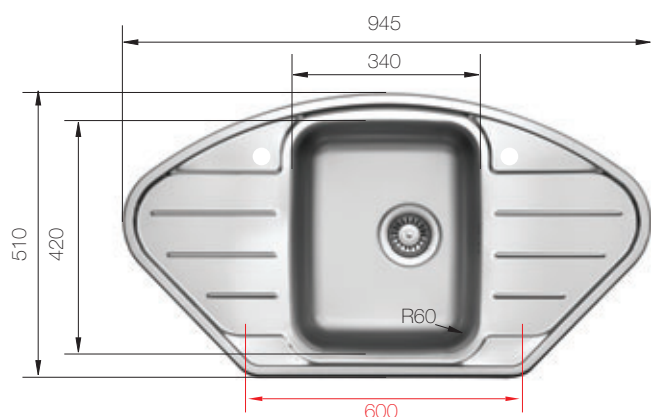
Cutout size: Template provided



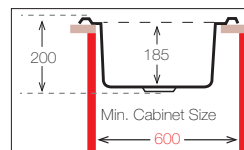
Inset



Min.  
Cabinet Size



Bowl Size	340 mm x 420 mm
Thickness	0.70 mm
Sink Depth	200 mm
Finishing	Polished / Linen



## LT 945.510 W

PRESS SINKS-WELDED

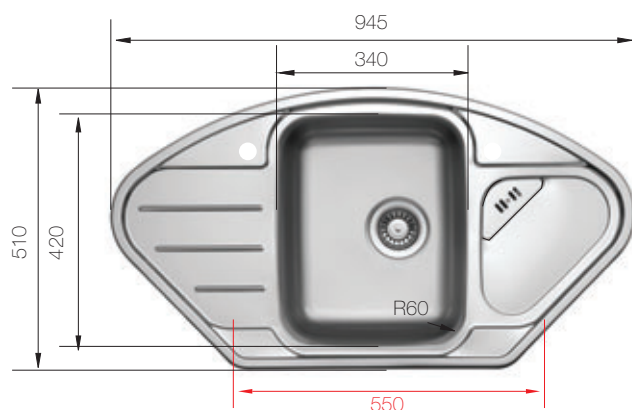
Cutout size: Template provided



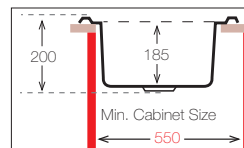
Inset



Min.  
Cabinet Size



Bowl Size	340 mm x 420 mm
Thickness	0.70 mm
Sink Depth	200 mm
Finishing	Polished / Linen



## LT 945.510.15

PRESS SINKS-WELDED

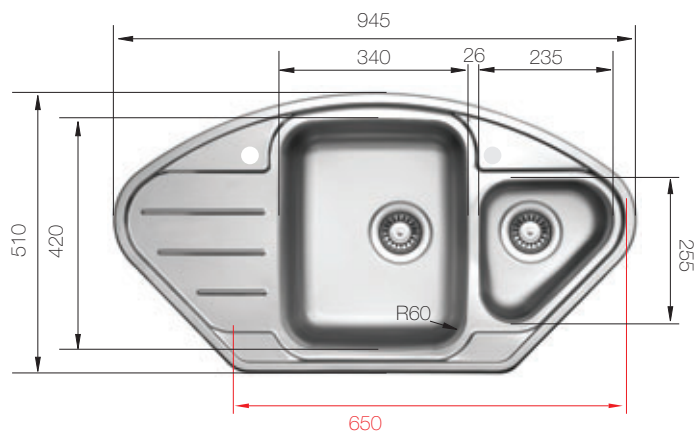
Cutout size: Template provided



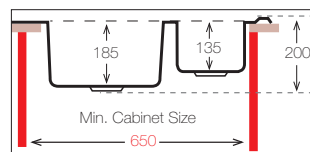
Inset



Min.  
Cabinet Size



Bowl Size	340 mm x 420 mm
Thickness	0.70 mm
Sink Depth	200 mm
Finishing	Polished



B 34.42



SB 32.40



S-905



S-805





## COMFORT Series



CO 381.381



CO 780.480



CO 480.480



CO 778.488.15



CO 503.503



CO 780.488.18



CO 580.488



CO 777.488



CO 594.488.15



CO 777.488 W



CO 780.480 W



CO 776.507.15



CO 776.507 W



## CO 381.381

MONOBLOCK

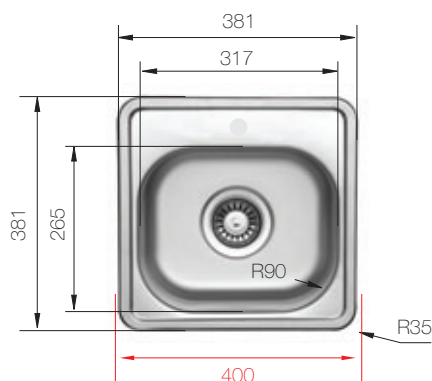
Cutout size: Template provided



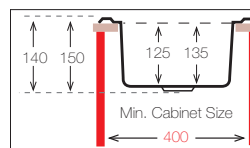
Inset



Min.  
Cabinet Size



Bowl Size	317 mm x 265 mm	
Thickness	0.50 mm	0.60 mm
Sink Depth	140 mm	150 mm
Finishing	Satin / Linen	Satin / Linen



## CO 480.480

MONOBLOCK

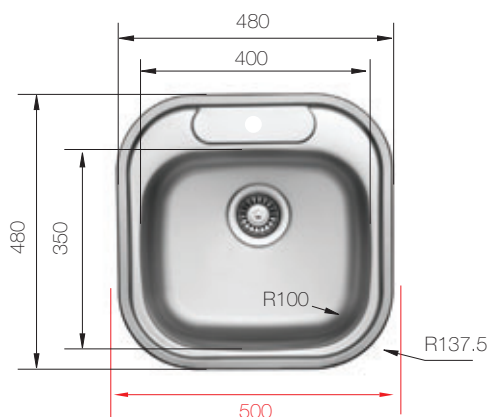
Cutout size: Template provided



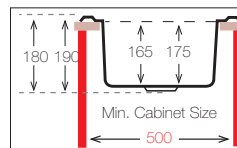
Inset



Min.  
Cabinet Size



Bowl Size	400 mm x 350 mm	
Thickness	0.60 mm	0.70 mm
Sink Depth	180 mm	190 mm
Finishing	Satin / Linen	Polished / Linen



## CO 506.506

MONOBLOCK

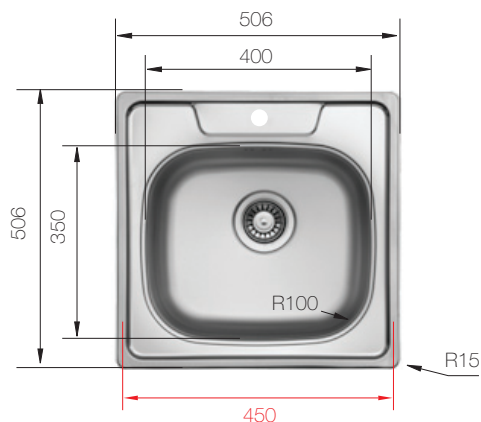
Cutout size: Template provided



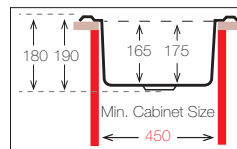
Inset



Min.  
Cabinet Size



Bowl Size	400 mm x 350 mm	
Thickness	0.60 mm	0.70 mm
Sink Depth	180 mm	190 mm
Finishing	Satin / Linen	Polished / Linen



## CO 580.488

MONOBLOCK

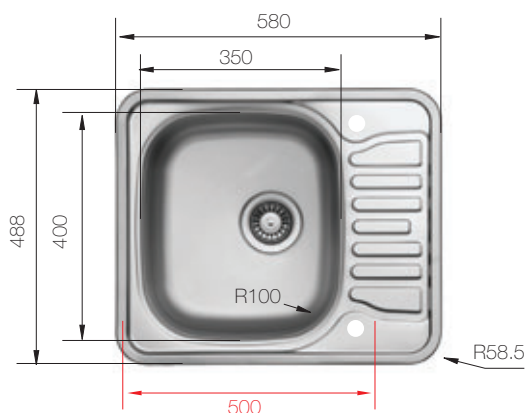
Cutout size: Template provided



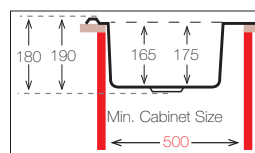
Inset



Min.  
Cabinet Size



Bowl Size	350 mm x 400 mm
Thickness	0.60 mm
Sink Depth	180 mm
Finishing	Satin / Linen
	0.70 mm
	190 mm
	Polished / Linen



Left



Right

## CO 594.488.15

MONOBLOCK-WELDED

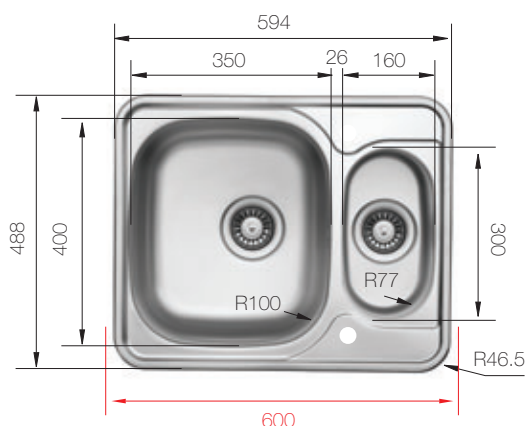
Cutout size: Template provided



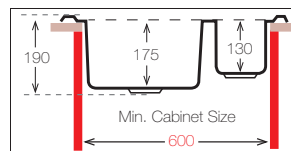
Inset



Min.  
Cabinet Size



Bowl Size	350 mm x 400 mm
Thickness	160 mm x 300 mm
Sink Depth	0.70 mm
Finishing	190 mm
	Polished / Linen



Left



Right

## CO 780.480 W

MONOBLOCK

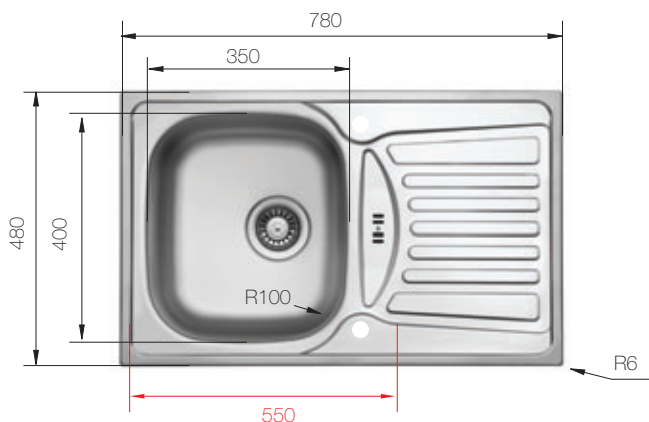
Cutout size: Template provided



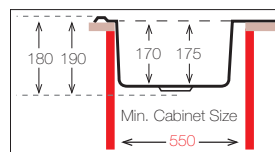
Inset



Min.  
Cabinet Size



Bowl Size	350 mm x 400 mm
Thickness	0.60 mm
Sink Depth	180 mm
Finishing	Satin / Linen
	0.70 mm
	190 mm
	Polished / Linen



Left



Right

B 35.40



CS 16.30



SB 32.35



S-905



S-805





## CO 780.480

MONOBLOCK

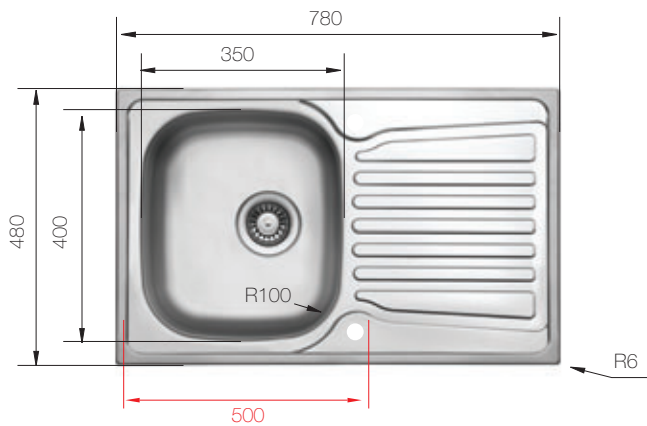
Cutout size: Template provided



Inset

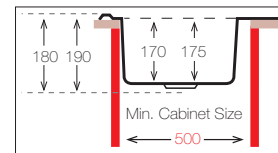


Min.  
Cabinet Size



Bowl Size	350 mm x 400 mm
Thickness	0.60 mm
Sink Depth	180 mm
Finishing	Satin / Linen

0.70 mm
190 mm
Polished / Linen



Left

Right

## CO 778.488.15

MONOBLOCK-WELDED

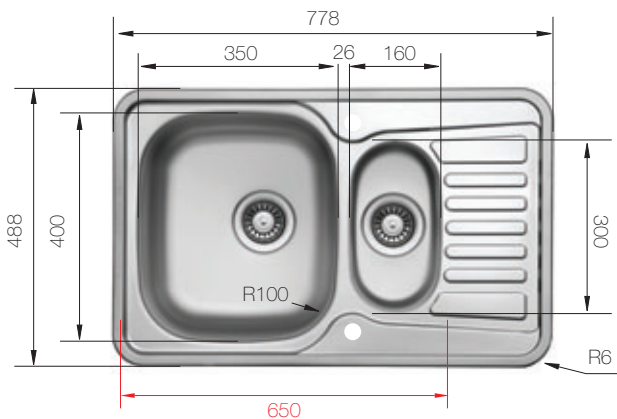
Cutout size: Template provided



Inset

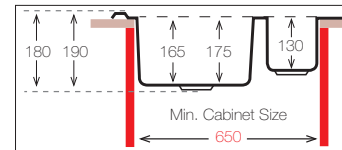


Min.  
Cabinet Size



Bowl Size	350 mm x 400 mm
Thickness	0.60 mm
Sink Depth	180 mm
Finishing	Satin / Linen

160 mm x 300 mm
0.70 mm
190 mm
Polished



Left

Right

## CO 780.488.18

MONOBLOCK-WELDED

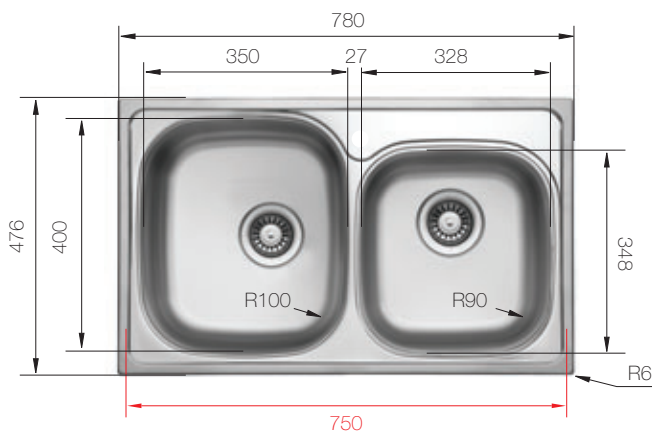
Cutout size: Template provided



Inset

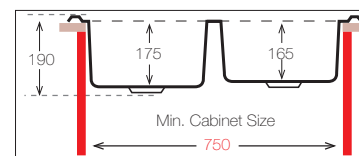


Min.  
Cabinet Size



Bowl Size	350 mm x 400 mm
Thickness	0.70 mm
Sink Depth	190 mm
Finishing	Polished

328 mm x 348 mm
0.70 mm
190 mm
Polished



## CO 777.488

MONOBLOCK

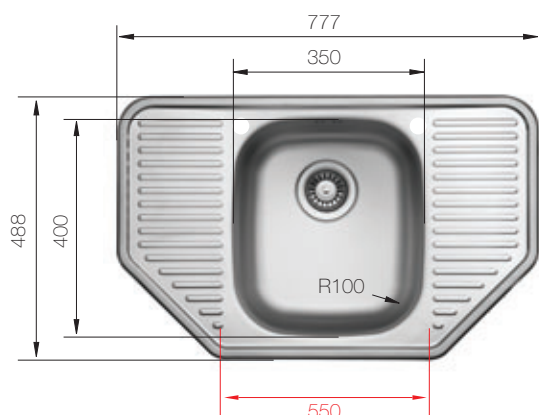
Cutout size: Template provided



Inset



Min.  
Cabinet Size

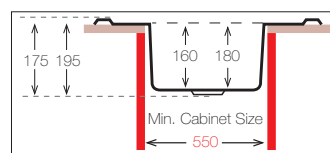


Bowl Size	350 mm x 400 mm
Thickness	0.60 mm
Sink Depth	175 mm
Finishing	Satin / Linen

0.70 mm

195 mm

Polished / Linen



## CO 777.488 W

MONOBLOCK

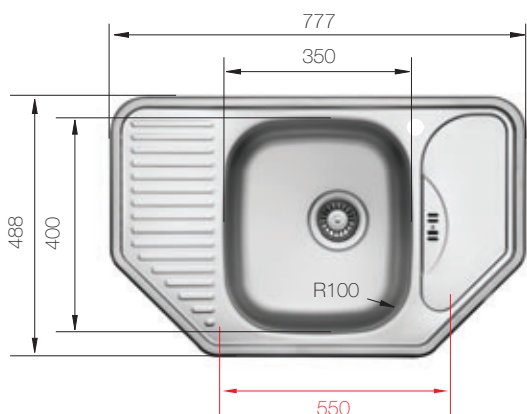
Cutout size: Template provided



Inset



Min.  
Cabinet Size

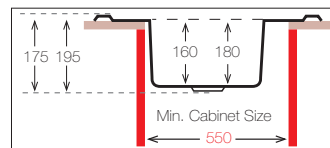


Bowl Size	350 mm x 400 mm
Thickness	0.60 mm
Sink Depth	175 mm
Finishing	Satin / Linen

0.70 mm

195 mm

Polished / Linen



## CO 776.507.15

MONOBLOCK-WELDED

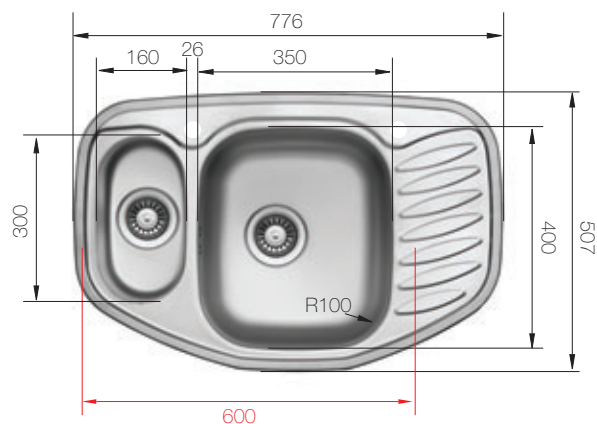
Cutout size: Template provided



Inset

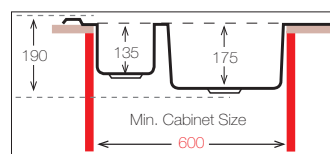


Min.  
Cabinet Size



Bowl Size	160 mm x 300 mm
Thickness	350 mm x 400 mm
Sink Depth	0.70 mm
Finishing	190 mm

Polished / Linen



B 35.40

CS 16.30

SB 32.35

S-905

S-805



## CO 776.507 W

MONOBLOCK

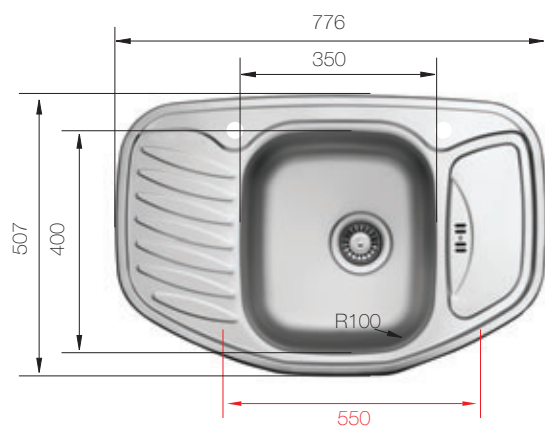
Cutout size: Template provided



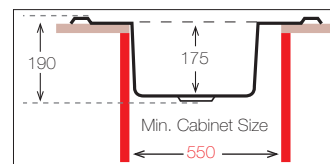
Inset



Min.  
Cabinet Size



Bowl Size	350 mm x 400 mm
Thickness	0.70 mm
Sink Depth	190 mm
Finishing	Polished / Linen



B 35.40

SB 32.35

S-905



## FUSION Series





## FS 1000.500.15

MONOBLOCK

Cutout size: Template provided



Inset



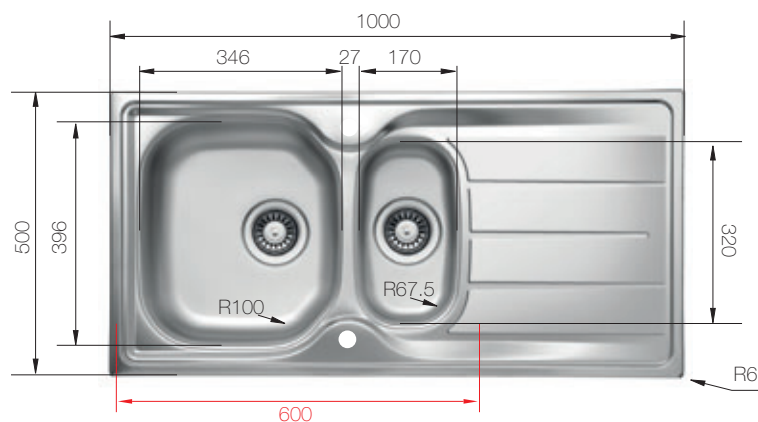
Flushmount



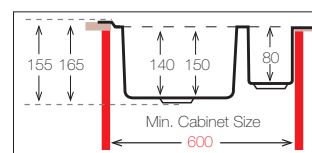
Slim Top



Min.  
Cabinet Size



Bowl Size	346 mm x 396 mm	170 mm x 320 mm
Thickness	0.60 mm	0.70 mm
Sink Depth	155 mm	165 mm
Finishing	Satin / Linen	Polished / Linen



Left



Right

SB 32.40

S-805







## COMPACT Series



---

**CM 465.435**

---

**CM 860.435**

---

**CM 580.435**

---

**CM 860.435 W**

---

**CM 760.435**

---

**CM 860.500.15**

---

**CM 760.435 W**

---

**CM 1160.500.20**



## CM 465.435

MONOBLOCK

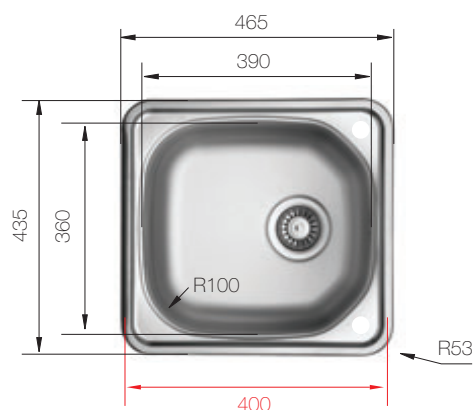
Cutout size: Template provided



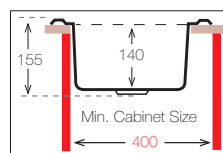
Inset



Min.  
Cabinet Size



Bowl Size	390 mm x 360 mm
Thickness	0.50 mm
Sink Depth	155 mm
Finishing	Satin / Linen



Left



Right

## CM 580.435

MONOBLOCK

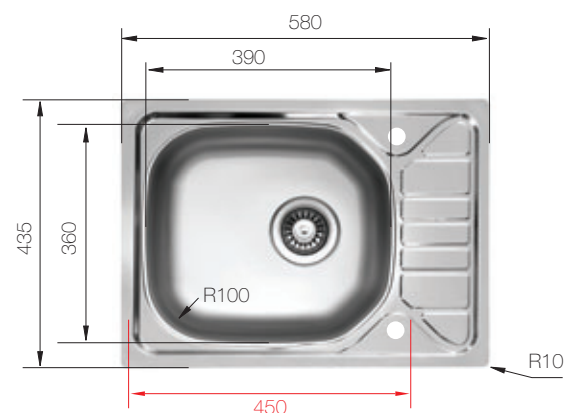
Cutout size: Template provided



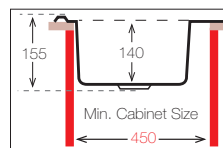
Inset



Min.  
Cabinet Size



Bowl Size	390 mm x 360 mm
Thickness	0.50 mm
Sink Depth	155 mm
Finishing	Satin / Linen



Left



Right

## CM 760.435

MONOBLOCK

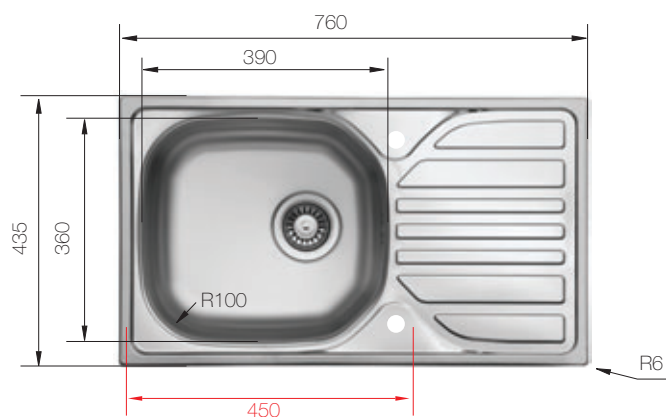
Cutout size: Template provided



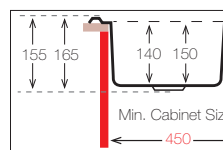
Inset



Min.  
Cabinet Size



Bowl Size	390 mm x 360 mm
Thickness	0.50 mm
Sink Depth	155 mm
Finishing	Satin / Linen



Left



Right

# COMPACT Series

**UKINOX**

## CM 760.435 W

MONOBLOCK

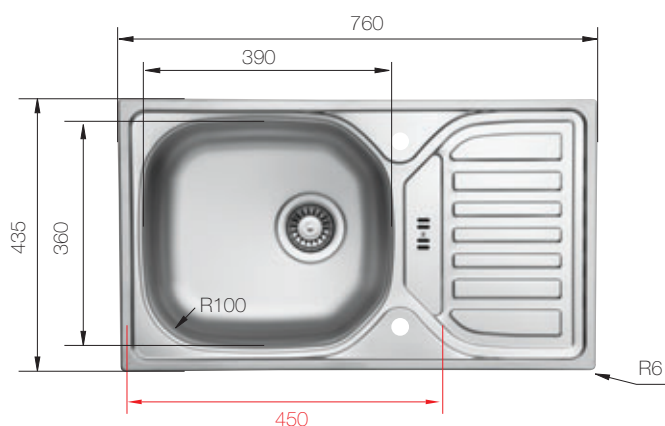
Cutout size: Template provided



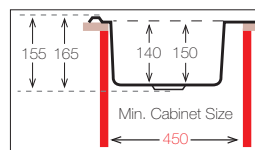
Inset



Min.  
Cabinet Size



Bowl Size	390 mm x 360 mm	
Thickness	0.50 mm	0.60 mm
Sink Depth	155 mm	165 mm
Finishing	Satin / Linen	Satin / Linen



Left



Right

## CM 860.435

MONOBLOCK

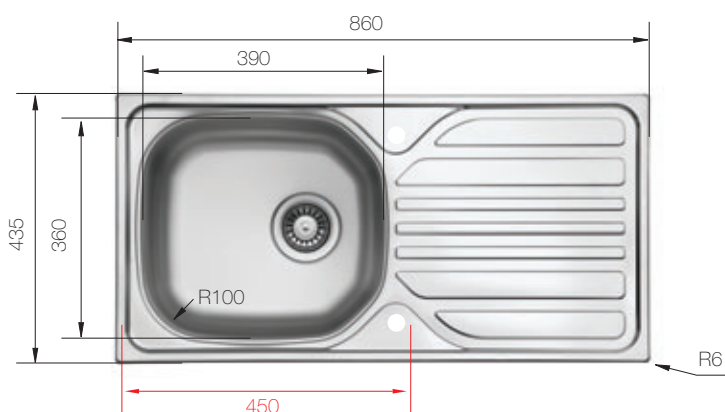
Cutout size: Template provided



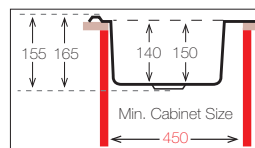
Inset



Min.  
Cabinet Size



Bowl Size	390 mm x 360 mm	
Thickness	0.50 mm	0.60 mm
Sink Depth	155 mm	165 mm
Finishing	Satin / Linen	Satin / Linen



Left



Right

## CM 860.435 W

MONOBLOCK

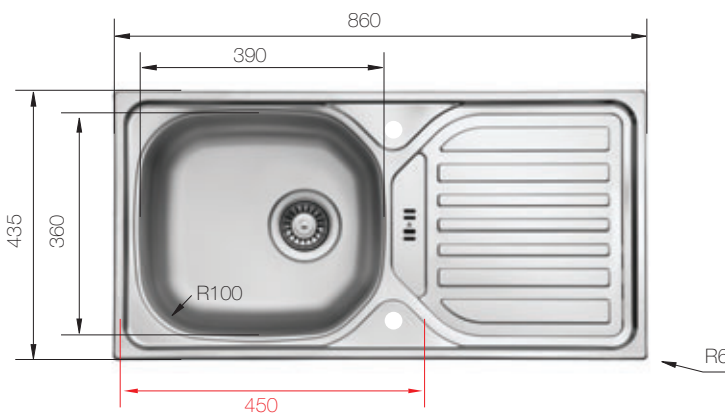
Cutout size: Template provided



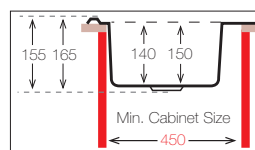
Inset



Min.  
Cabinet Size



Bowl Size	390 mm x 360 mm	
Thickness	0.50 mm	0.60 mm
Sink Depth	155 mm	165 mm
Finishing	Satin / Linen	Satin / Linen



Left



Right

S-905



## CM 860.500.15

MONOBLOCK


Cutout size: Template provided



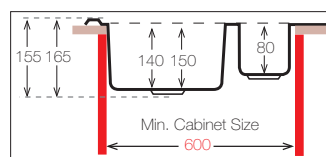
Inset



Min.  
Cabinet Size



Bowl Size	346 mm x 396 mm	170 mm x 320 mm
Thickness	0.60 mm	0.70 mm
Sink Depth	155 mm	165 mm
Finishing	Satin / Linen	Polished



Left



Right

## CM 1160.500.20

MONOBLOCK

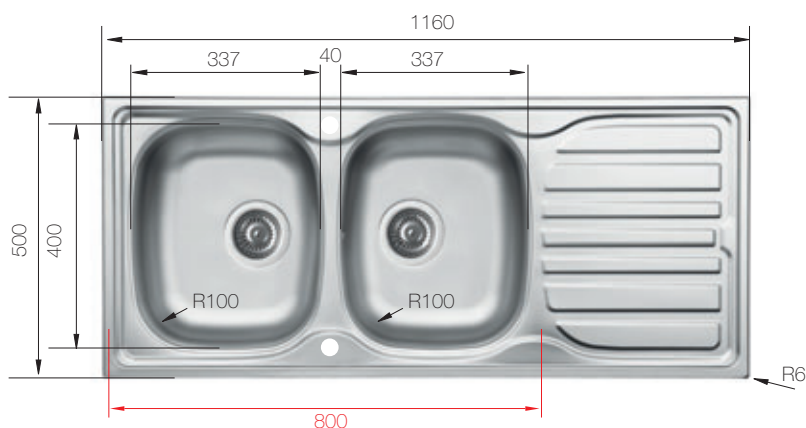
Cutout size: Template provided



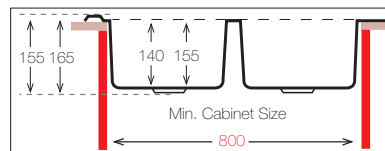
Inset



Min.  
Cabinet Size



Bowl Size	337 mm x 400 mm	337 mm x 400 mm
Thickness	0.60 mm	0.70 mm
Sink Depth	155 mm	165 mm
Finishing	Satin / Linen	Polished



Left



Right

SB 32.35

S-805









## CLASSIC Series



---

CL 780.480.20

---

CL 860.500.20

---

CL 1160.500.20

## CL 780.480.20

MONOBLOCK

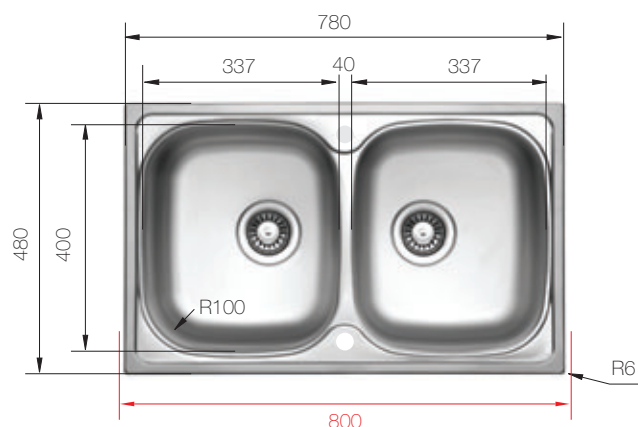
Cutout size: Template provided



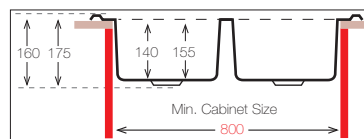
Inset



Min.  
Cabinet Size



Bowl Size	337 mm x 400 mm	337 mm x 400 mm
Thickness	0.60 mm	0.70 mm
Sink Depth	155 mm	165 mm
Finishing	Satin / Linen	Polished



## CL 860.500.20

MONOBLOCK

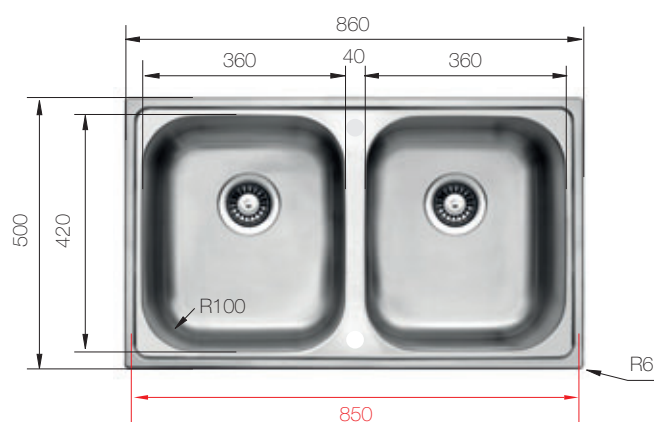
Cutout size: Template provided



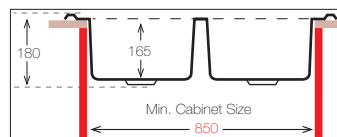
Inset



Min.  
Cabinet Size



Bowl Size	360 mm x 420 mm	360 mm x 420 mm
Thickness	0.80 mm	
Sink Depth	180 mm	
Finishing	Polished	



## CL 1160.500.20

MONOBLOCK

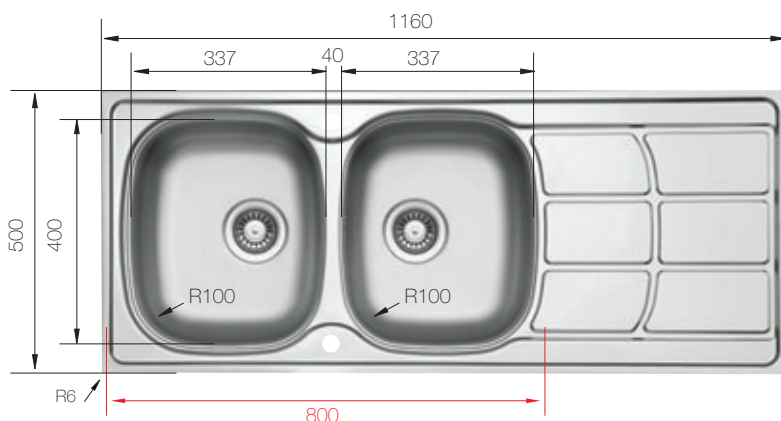
Cutout size: Template provided



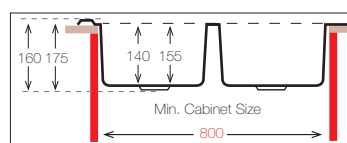
Inset



Min.  
Cabinet Size



Bowl Size	337 mm x 400 mm	337 mm x 400 mm
Thickness	0.60 mm	0.70 mm
Sink Depth	160 mm	175 mm
Finishing	Satin / Linen	Polished



Left



Right

SB 32.35

S-805





CL



## GALANT Series



---

**GA 465.488**



---

**GA 488.488**



---

**GA 737.488**



---

**GA 737.488 W**



## GA 465.488

MONOBLOCK

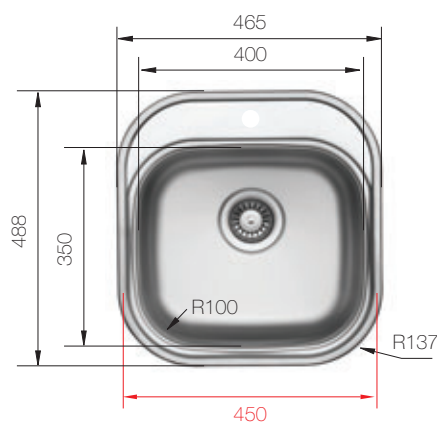
Cutout size: Template provided



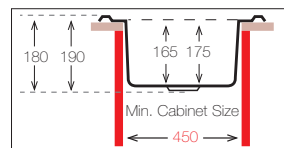
Inset



Min.  
Cabinet Size



Bowl Size	400 mm x 350 mm	
Thickness	0.60 mm	0.70 mm
Sink Depth	180 mm	190 mm
Finishing	Satin / Linen	Polished



## GA 488.488

MONOBLOCK

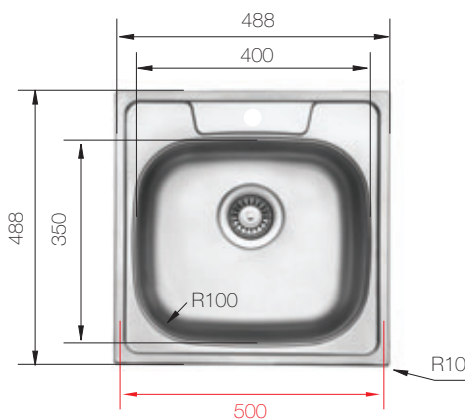
Cutout size: Template provided



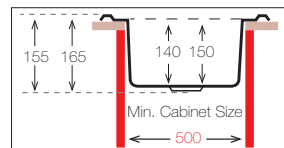
Inset



Min.  
Cabinet Size



Bowl Size	400 mm x 350 mm	
Thickness	0.50 mm	0.60 mm
Sink Depth	155 mm	165 mm
Finishing	Satin / Linen	Satin / Linen



## GA 737.488

MONOBLOCK

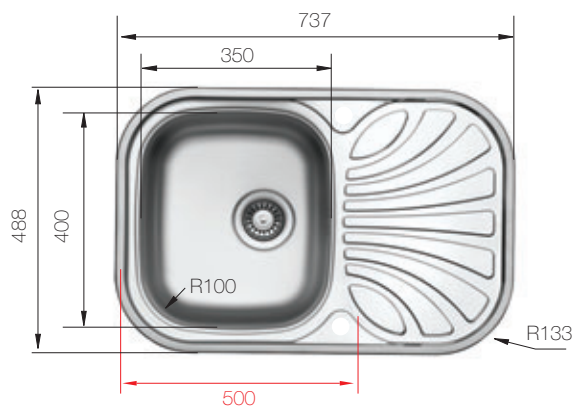
Cutout size: Template provided



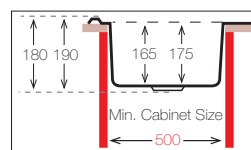
Inset



Min.  
Cabinet Size



Bowl Size	350 mm x 400 mm	
Thickness	0.60 mm	0.70 mm
Sink Depth	180 mm	190 mm
Finishing	Satin / Linen	Polished



Left



Right

## GA 737.488 W

MONOBLOCK

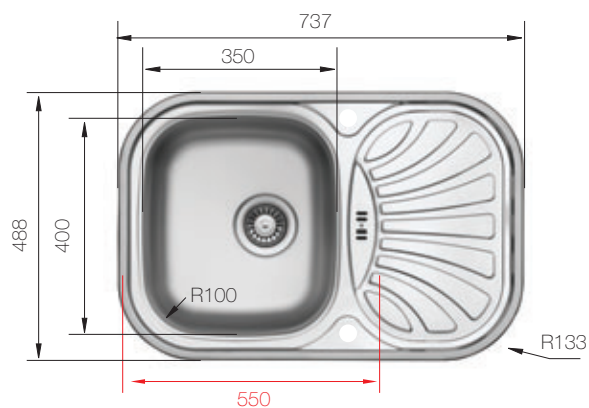
Cutout size: Template provided



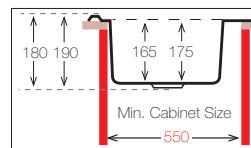
Inset



Min.  
Cabinet Size



Bowl Size	350 mm x 400 mm	
Thickness	0.60 mm	0.70 mm
Sink Depth	180 mm	190 mm
Finishing	Satin / Linen	Polished



Left



Right

B 35.40



SB 32.35



S-905





## FAVORITE Series



FA 490



FA 770.480



FA 510



FA 770.480 W



FA 577.447



FA 780.435.20



FA 747.447



FA 900



FA 747.447 W



FA 490

MONOBLOCK

Cutout size: Template provided



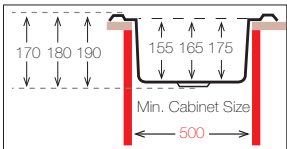
Inset



Min.  
Cabinet Size



Bowl Size	Ø 370 mm		
Thickness	0.50 mm	0.60 mm	0.70 mm
Sink Depth	170 mm	180 mm	190 mm
Finishing	Satin	Satin / Linen	Polished



FA 510

MONOBLOCK

Cutout size: Template provided



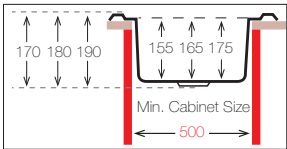
Inset



Min.  
Cabinet Size



Bowl Size	Ø 390 mm		
Thickness	0.50 mm	0.60 mm	0.70 mm
Sink Depth	170 mm	180 mm	190 mm
Finishing	Satin	Satin / Linen	Polished / Linen



FA 577.447

MONOBLOCK

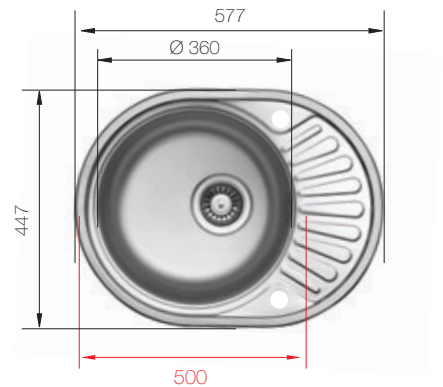
Cutout size: Template provided



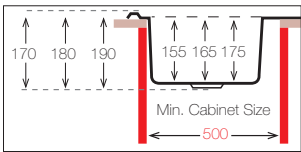
Inset



Min.  
Cabinet Size



Bowl Size	Ø 360 mm		
Thickness	0.50 mm	0.60 mm	0.70 mm
Sink Depth	170 mm	180 mm	190 mm
Finishing	Satin / Linen	Satin / Linen	Polished / Linen



Left



Right

## FA 747.447

MONOBLOCK

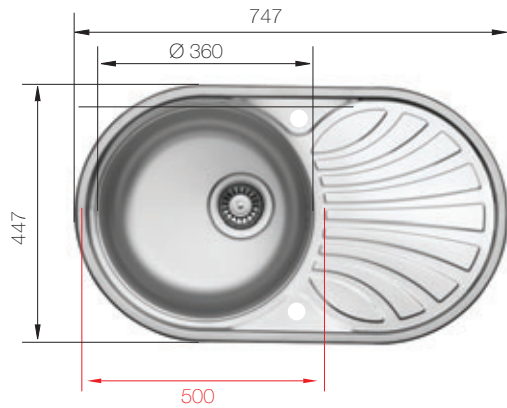
Cutout size: Template provided



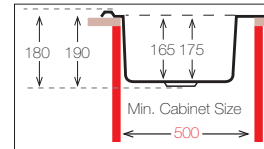
Inset



Min.  
Cabinet Size



Bowl Size	Ø 360 mm	
Thickness	0.60 mm	0.70 mm
Sink Depth	180 mm	190 mm
Finishing	Satin / Linen	Polished



Left



Right

## FA 747.447 W

MONOBLOCK

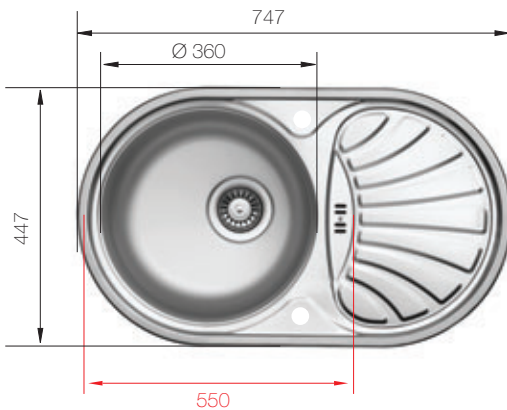
Cutout size: Template provided



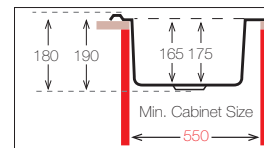
Inset



Min.  
Cabinet Size



Bowl Size	Ø 360 mm	
Thickness	0.60 mm	0.70 mm
Sink Depth	180 mm	190 mm
Finishing	Satin / Linen	Polished



Left



Right

## FA 770.480

MONOBLOCK

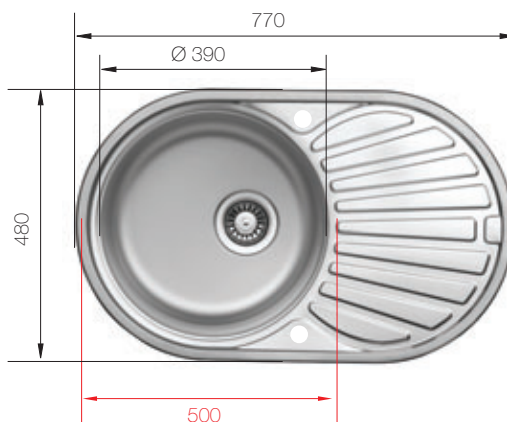
Cutout size: Template provided



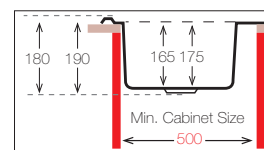
Inset



Min.  
Cabinet Size



Bowl Size	Ø 390 mm	
Thickness	0.60 mm	0.70 mm
Sink Depth	180 mm	190 mm
Finishing	Satin / Linen	Polished / Linen



Left



Right

BR 36



BR 37



BR 39



SBR 34



S-905





# FAVORITE Series

UKINOX

## FA 770.480 W

MONOBLOCK

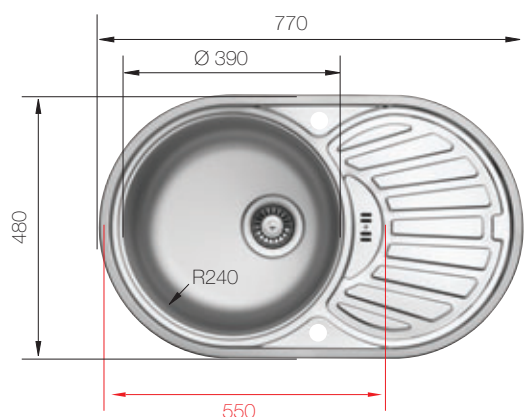
Cutout size: Template provided



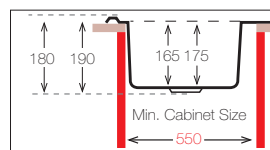
Inset



Min.  
Cabinet Size



Bowl Size	Ø 390 mm	
Thickness	0.60 mm	0.70 mm
Sink Depth	180 mm	190 mm
Finishing	Satin / Linen	Polished / Linen



Left



Right

## FA 780.435.20

MONOBLOCK

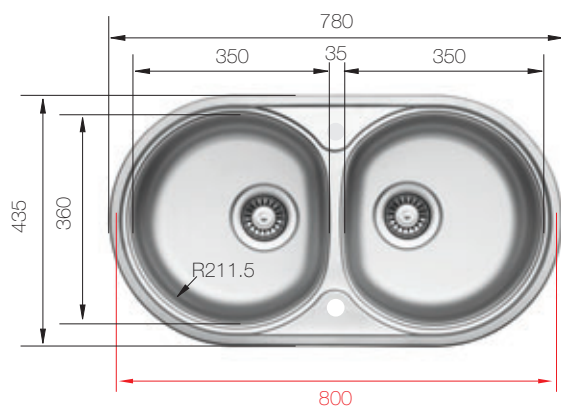
Cutout size: Template provided



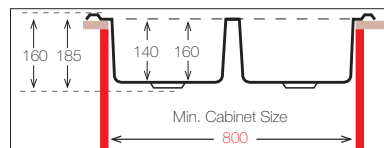
Inset



Min.  
Cabinet Size



Bowl Size	350 mm x 360 mm	
Thickness	350 mm x 360 mm	
Sink Depth	0.60 mm	0.70 mm
Finishing	160 mm	185 mm
	Satin / Linen	Polished



## FA 900

MONOBLOCK

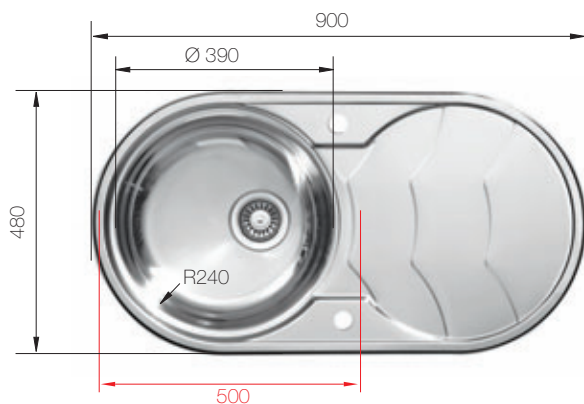
Cutout size: Template provided



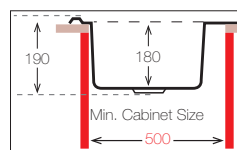
Inset



Min.  
Cabinet Size



Bowl Size	Ø 390 mm	
Thickness	0.70 mm	0.80 mm
Sink Depth	190 mm	190 mm
Finishing	Satin / Linen	Polished



Left



Right

BR 36



BR 37



BR 39



SBR 34



S-905



S-805



## ECLIPSE Series



EL 510

MONOBLOCK

Cutout size: Template provided



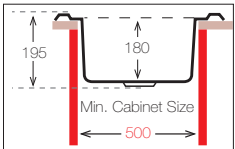
Inset



Min.  
Cabinet Size



Bowl Size | Ø 435 mm  
Thickness | 0.70 mm  
Sink Depth | 195 mm  
Finishing | Polished / Linen



EL 780.500

MONOBLOCK

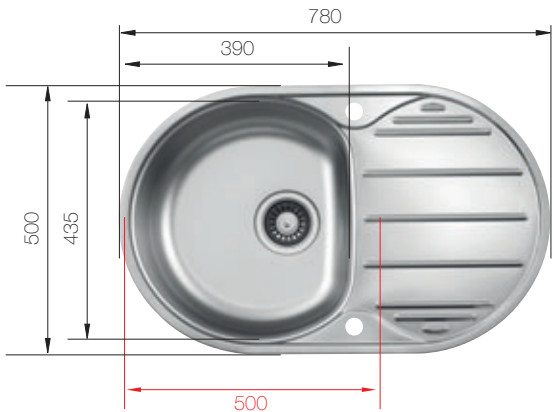
Cutout size: Template provided



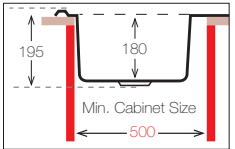
Inset



Min.  
Cabinet Size



Bowl Size | 390 mm x 435 mm  
Thickness | 0.70 mm  
Sink Depth | 195 mm  
Finishing | Polished / Linen



Left



Right

B 44



SBR 34



S-905



## SAIL'S Series





## SL 1200.500.20

PRESS SINKS-WELDED


Cutout size: Template provided



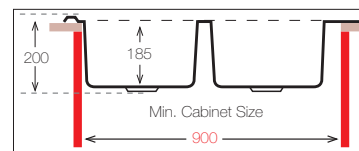
Inset



Min.  
Cabinet Size



Bowl Size	340 mm x 420 mm
Thickness	0.70 mm
Sink Depth	200 mm
Finishing	Polished / Linen



Left



Right

B 34.42



SB 32.40



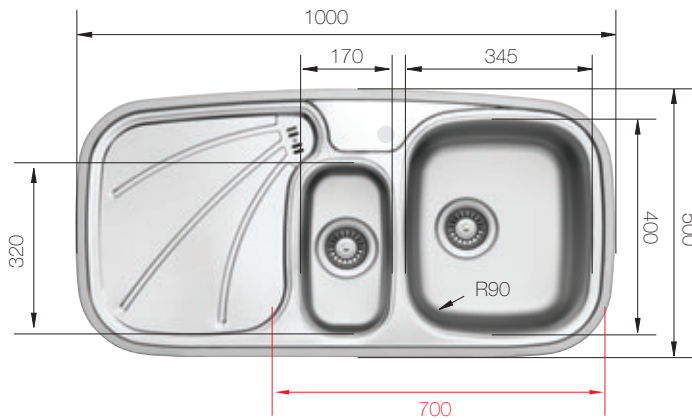
S-805



## WIDE Series



## W 1000.500.15 W PRESS SINKS-WELDED



Cutout size: Template provided

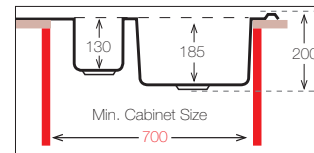


Inset



Min.  
Cabinet Size

Bowl Size	345 mm x 400 mm 170 mm x 320 mm
Thickness	0.70 mm
Sink Depth	200 mm
Finishing	Polished / Linen

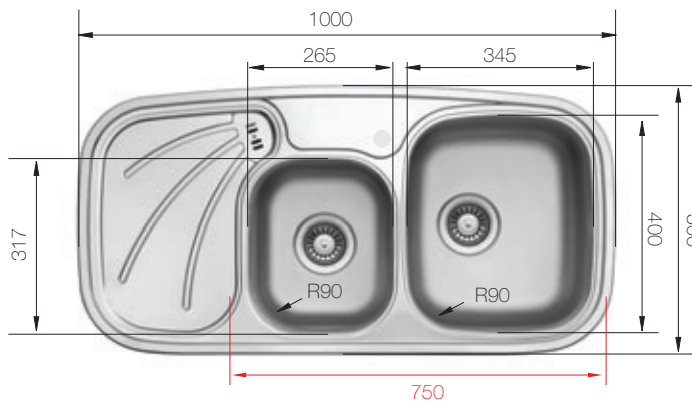


Left



Right

## W 1000.500.18 W PRESS SINKS-WELDED



Cutout size: Template provided

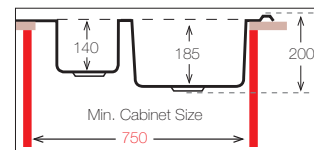


Inset



Min.  
Cabinet Size

Bowl Size	345 mm x 400 mm 265 mm x 317 mm
Thickness	0.70 mm
Sink Depth	200 mm
Finishing	Polished / Linen

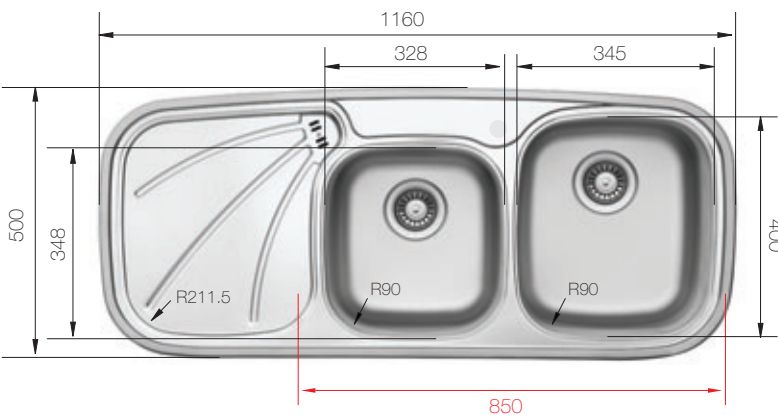


Left



Right

## W 1160.500.18 W PRESS SINKS-WELDED



Cutout size: Template provided

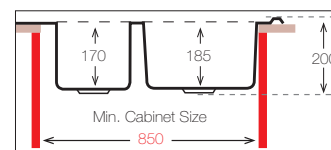


Inset



Min.  
Cabinet Size

Bowl Size	328 mm x 348 mm 345 mm x 400 mm
Thickness	0.70 mm
Sink Depth	200 mm
Finishing	Polished / Linen

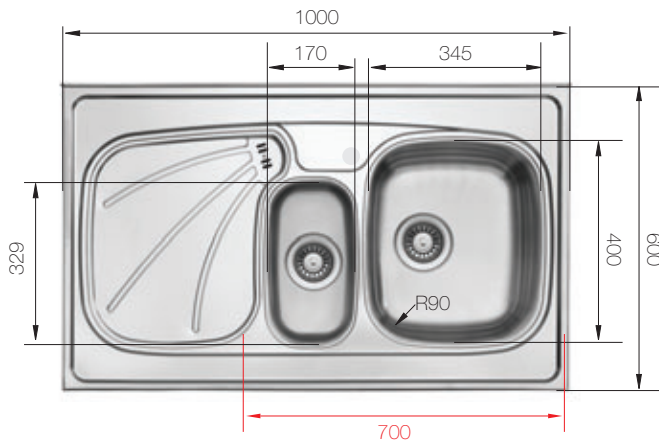


Left



Right

## W 1000.600.15 W PRESS SINKS-WELDED



Cutout size: Template provided

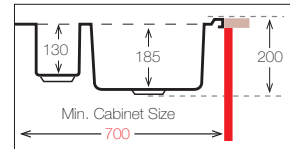


Out set



Min.  
Cabinet Size

Bowl Size	170 mm x 329 mm
	345 mm x 400 mm
Thickness	0.70 mm
Sink Depth	200 mm
Finishing	Polished / Linen

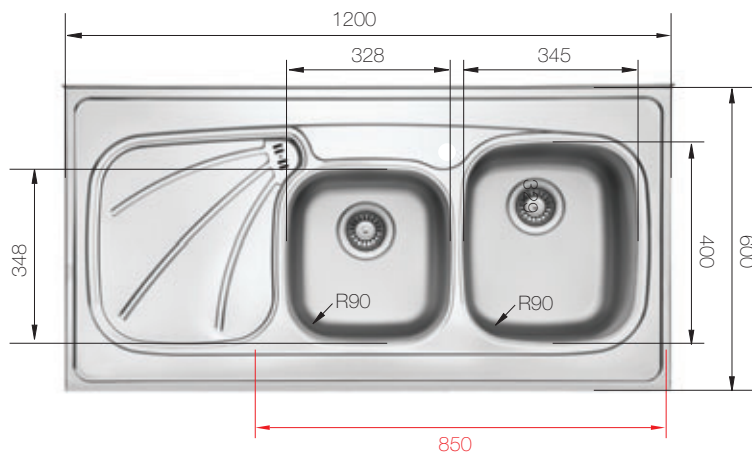


Left



Right

## W 1200.600.18 W PRESS SINKS-WELDED



Cutout size: Template provided

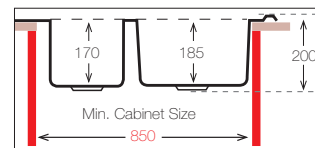


Out set



Min.  
Cabinet Size

Bowl Size	328 mm x 348 mm
	345 mm x 400 mm
Thickness	0.70 mm
Sink Depth	200 mm
Finishing	Polished / Linen



Left



Right

B 35.40



CS 17.32



SB 32.40



S-805





## GIZA Series



## GZ 860.500

PRESS SINKS-WELDED


Cutout size: Template provided



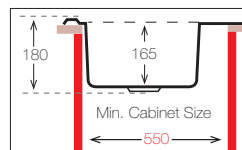
Inset



Min.  
Cabinet Size



Bowl Size	340 mm x 420 mm
Thickness	0.70 mm
Sink Depth	180 mm
Finishing	Polished



Left



Right



S-905





## ECHOS Series



---

**EC 615.500**

---

**EC 860.500**

---

**EC 1000.500**



## EC 615.500

MONOBLOCK

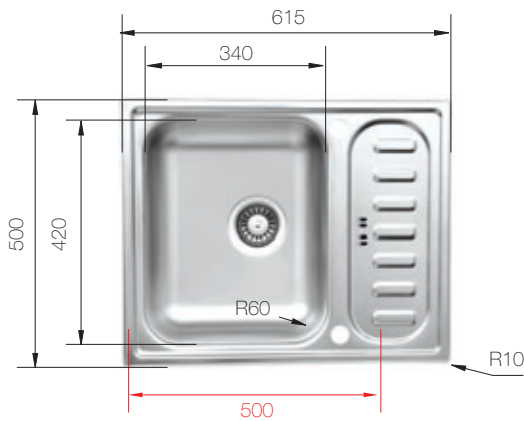
Cutout size: Template provided



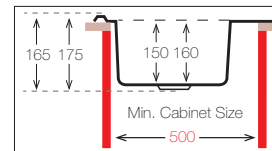
Inset



Min.  
Cabinet Size



Bowl Size	340 mm x 420 mm	
Thickness	0.60 mm	0.70 mm
Sink Depth	165 mm	175 mm
Finishing	Satin	Polished



Left



Right

## EC 860.500

MONOBLOCK

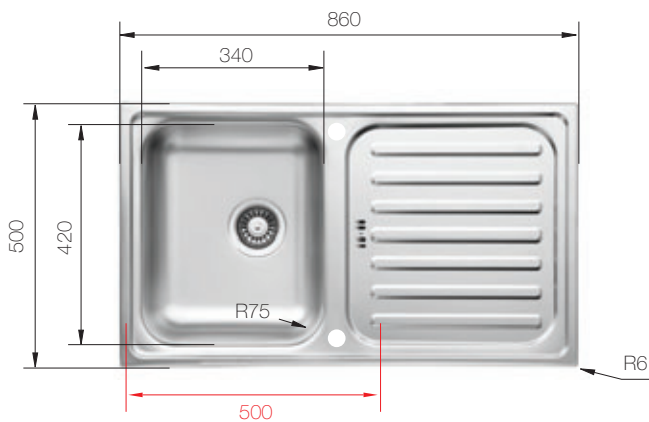
Cutout size: Template provided



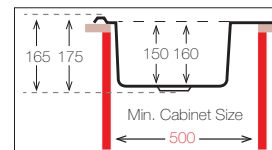
Inset



Min.  
Cabinet Size



Bowl Size	340 mm x 420 mm	
Thickness	0.60 mm	0.70 mm
Sink Depth	165 mm	175 mm
Finishing	Satin	Polished



Left



Right

## EC 1000.500

MONOBLOCK

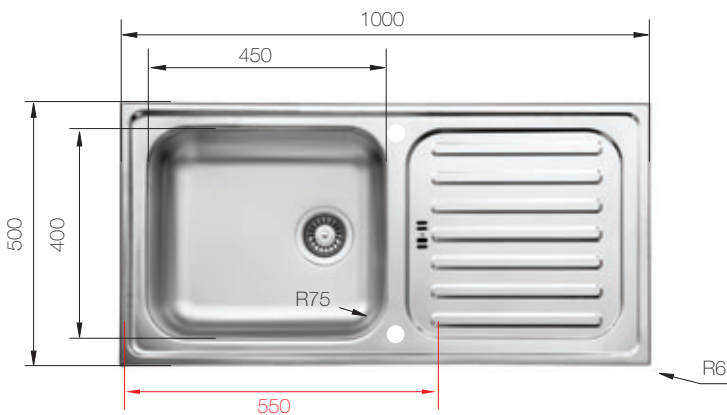
Cutout size: Template provided



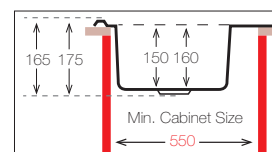
Inset



Min.  
Cabinet Size



Bowl Size	450 mm x 400 mm	
Thickness	0.60 mm	0.70 mm
Sink Depth	165 mm	175 mm
Finishing	Satin	Polished



Left



Right

S-905





## STANDARD Series





ST 500.400



ST 1000.500



ST 500.500



ST 1000.600



ST 500.600



ST 800.500.20



ST 600.600



ST 800.600.20



ST 800.500



ST 1200.600.20



ST 800.600





## ST 500.400

MONOBLOCK

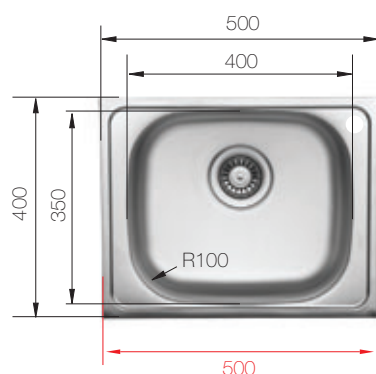
Cutout size: Template provided



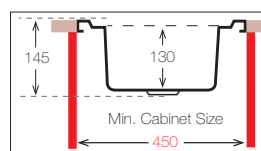
Out set



Min.  
Cabinet Size



Bowl Size	400 mm x 350 mm
Thickness	0.50 mm
Sink Depth	145 mm
Finishing	Satin / Linen



## ST 500.500

MONOBLOCK

Cutout size: Template provided



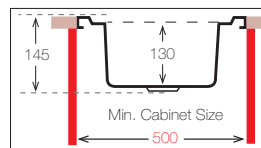
Out set



Min.  
Cabinet Size



Bowl Size	400 mm x 350 mm
Thickness	0.50 mm
Sink Depth	145 mm
Finishing	Satin / Linen



## ST 500.600

MONOBLOCK

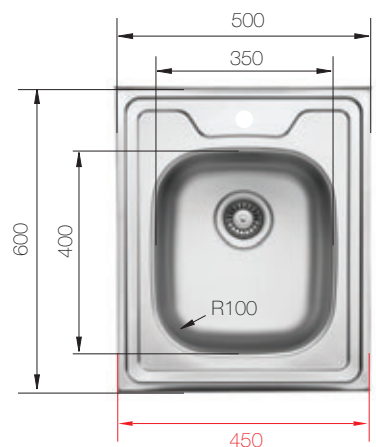
Cutout size: Template provided



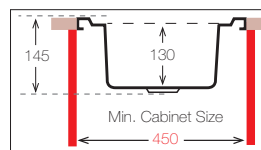
Out set



Min.  
Cabinet Size



Bowl Size	350 mm x 400 mm
Thickness	0.50 mm
Sink Depth	145 mm
Finishing	Satin / Linen



## ST 600.600

MONOBLOCK

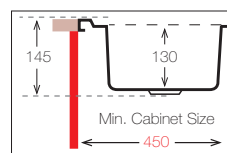
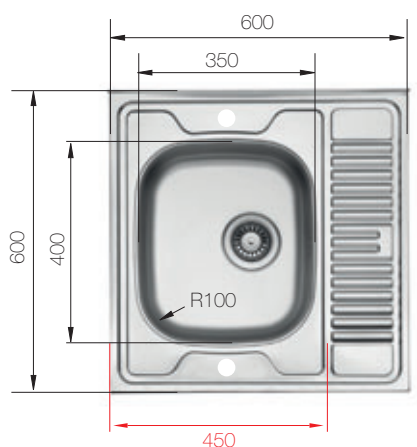
Cutout size: Template provided



Out set

Min.  
Cabinet Size

Bowl Size	350 mm x 400 mm
Thickness	0.50 mm
Sink Depth	145 mm
Finishing	Satin / Linen



Left

Right

## ST 800.500

MONOBLOCK

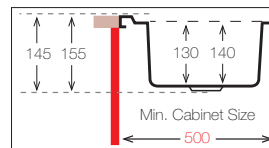
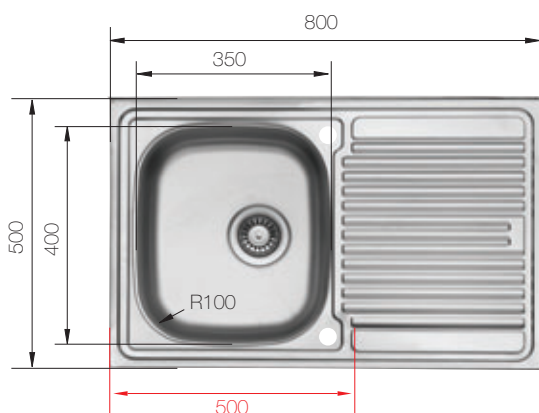
Cutout size: Template provided



Out set

Min.  
Cabinet Size

Bowl Size	350 mm x 400 mm	
Thickness	0.50 mm	0.60 mm
Sink Depth	145 mm	155 mm
Finishing	Satin / Linen	Satin / Linen



Left

Right

## ST 800.600

MONOBLOCK

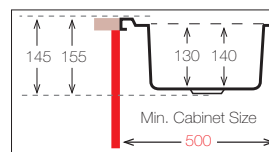
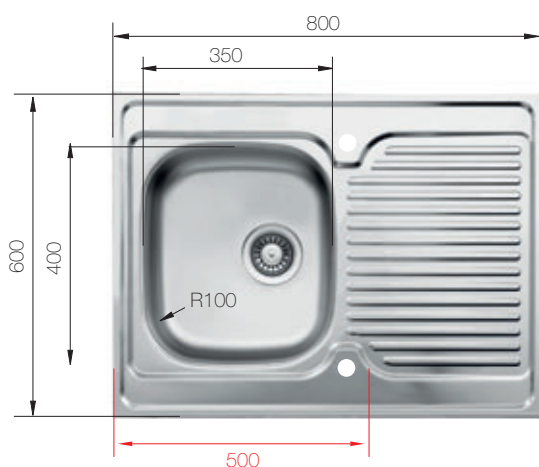
Cutout size: Template provided



Out set

Min.  
Cabinet Size

Bowl Size	350 mm x 400 mm	
Thickness	0.50 mm	0.60 mm
Sink Depth	145 mm	155 mm
Finishing	Satin / Linen	Satin / Linen



Left

Right

SB 32.35

S-700 K



## ST 1000.500

MONOBLOCK

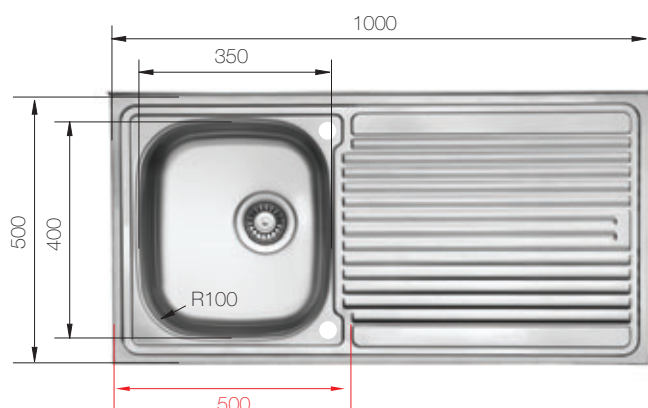
Cutout size: Template provided



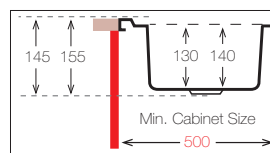
Out set



Min.  
Cabinet Size



Bowl Size	350 mm x 400 mm
Thickness	0.50 mm   0.60 mm
Sink Depth	145 mm   155 mm
Finishing	Satin / Linen   Satin / Linen



## ST 1000.600

MONOBLOCK

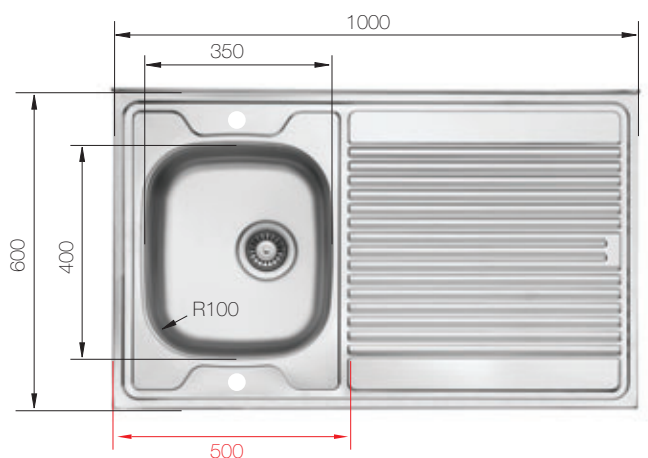
Cutout size: Template provided



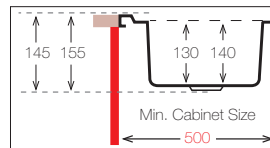
Out set



Min.  
Cabinet Size



Bowl Size	350 mm x 400 mm
Thickness	0.50 mm   0.60 mm
Sink Depth	145 mm   155 mm
Finishing	Satin / Linen   Satin / Linen



Left



Right

## ST 800.500.20

MONOBLOCK


Cutout size: Template provided



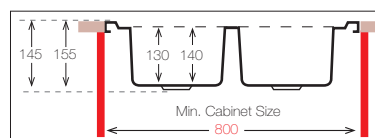
Out set



Min.  
Cabinet Size



Bowl Size	337 mm x 400 mm
Thickness	0.50 mm   0.60 mm
Sink Depth	145 mm   155 mm
Finishing	Satin / Linen   Satin / Linen



# STANDARD Series

**UKINOX**

## ST 800.600.20

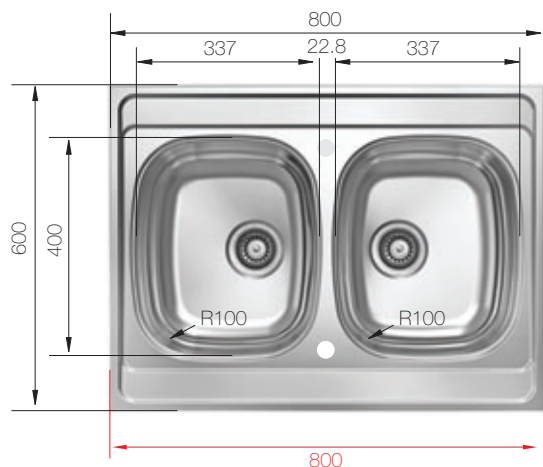
MONOBLOCK

Cutout size: Template provided

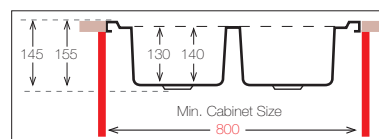


Out set

Min.  
Cabinet Size



Bowl Size	337 mm x 400 mm	337 mm x 400 mm
Thickness	0.50 mm	0.60 mm
Sink Depth	145 mm	155 mm
Finishing	Satin / Linen	Satin / Linen



## ST 1200.600.20

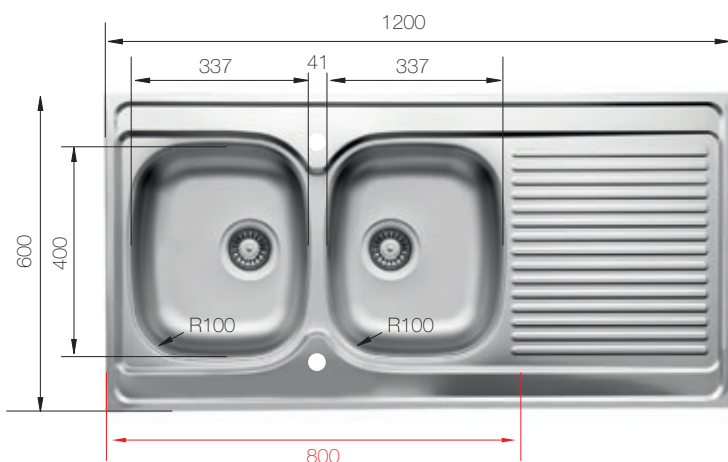
MONOBLOCK

Cutout size: Template provided

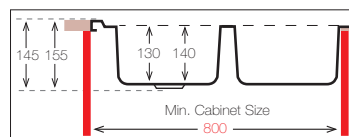


Out set

Min.  
Cabinet Size



Bowl Size	337 mm x 400 mm	337 mm x 400 mm
Thickness	0.50 mm	0.60 mm
Sink Depth	145 mm	155 mm
Finishing	Satin / Linen	Satin / Linen
Ideal Tabs	Page 200	
Cut-Out Size	Details Provided	



Left

Right



SB 32.35

S-700 K

S-700 15

S-805





## UNDERMOUNT Series



D 180



DS 370



MN 337.50.50



D 450 eco / R75



D 181



D 376



MN 360.50.50



D 500 / R50



D 210



D 377



MN 375.60.40



D 500 ECO/ R75



D 265



D 420



MN 445.70.30



D 340.50.50 / R50



D 328



D 537



EDD 360.50.50



D 400.50.50 / R50



D 345



D 556



EDD 375.60.40



D 346



D 723



D 340 / R50



D 360



D 340.70.30



D 400 / R50



D 370



MN 346.80.20



D 450 / R50



## D 180

### PRESS SINKS

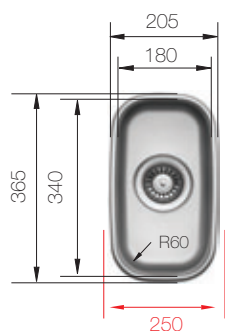
Cutout size: Template provided



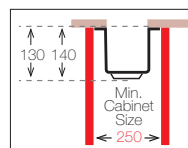
Undermount



Min.  
Cabinet Size



Bowl Size	180 mm x 340 mm
Thickness	0.60 mm   0.70 mm
Sink Depth	130 mm   140 mm
Finishing	Satin / Linen   Polished / Linen



## D 210

### PRESS SINKS

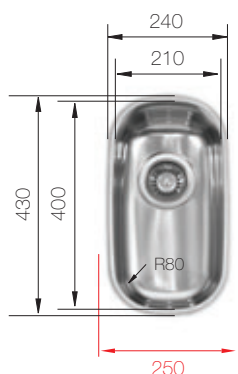
Cutout size: Template provided



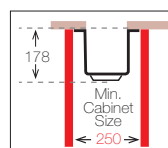
Undermount



Min.  
Cabinet Size



Bowl Size	210 mm x 400 mm
Thickness	1 mm
Sink Depth	178 mm
Finishing	Polished



## D 265

### PRESS SINKS

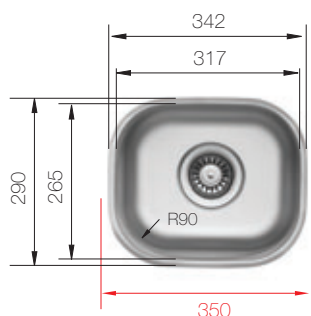
Cutout size: Template provided



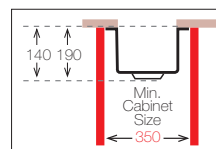
Undermount



Min.  
Cabinet Size



Bowl Size	265 mm x 317 mm
Thickness	0.70 mm   1 mm
Sink Depth	140 mm   190 mm
Finishing	Polished   Polished



D 328

PRESS SINKS

Cutout size: Template provided

Undermount      Min. Cabinet Size

Bowl Size	328 mm x 348 mm
Thickness	0.70 mm
Sink Depth	165 mm
Finishing	Polished / Linen

D 345

PRESS SINKS

Cutout size: Template provided

Undermount      Min. Cabinet Size

Bowl Size	345 mm x 400 mm			
Thickness	0.60 mm	0.70 mm	1 mm	1 mm
Sink Depth	170 mm	185 mm	203 mm	228 mm
Finishing	Satin / Linen	Polished / Linen	Polished	Polished


D 346

PRESS SINKS

Cutout size: Template provided

Undermount      Min. Cabinet Size

Bowl Size	400 mm x 345 mm	
Thickness	0.60 mm	0.70 mm
Sink Depth	170 mm	185 mm
Finishing	Satin / Linen	Polished / Linen







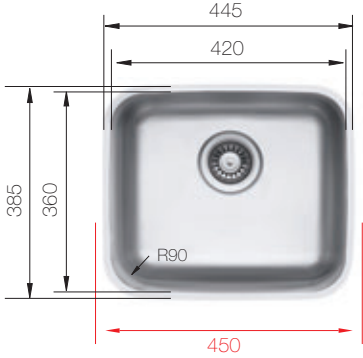
D 360

PRESS SINKS

Cutout size: Template provided

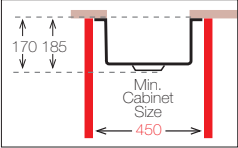
Undermount

Min.  
Cabinet Size



445  
420  
385  
360  
R90  
450

Bowl Size	420 mm x 360 mm	
Thickness	0.60 mm	0.70 mm
Sink Depth	170 mm	185 mm
Finishing	Satin / Linen	Polished / Linen



170 185  
Min.  
Cabinet  
Size  
450


D 370


PRESS SINKS


DS 370

PRESS SINKS

Cutout size: Template provided

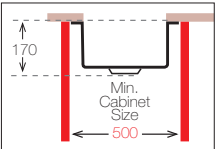
Undermount

Min.  
Cabinet Size



440  
400  
410  
370  
R60  
500

Bowl Size	400 mm x 370 mm	
Thickness	0.70 mm	
Sink Depth	170 mm	
Finishing	Polished / Linen	



170  
Min.  
Cabinet  
Size  
500

**PRESSED WASTE KIT HOLE  
IS INTEGRATE**  
In Stainless Steel Kitchen Sinks KIND

196

www.ukinox.com

# UNDERMOUNT Series

**UKINOX**

## D 376

### PRESS SINKS

Cutout size: Template provided



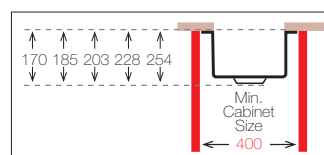
Undermount



Min.  
Cabinet Size



Bowl Size	376 mm x 470 mm				
Thickness	0.60 mm	0.70 mm	1 mm	1 mm	1.2 mm
Sink Depth	170 mm	185 mm	203 mm	228 mm	254 mm
Finishing	Satin	Polished	Polished	Polished	Polished



## D 377

### PRESS SINKS

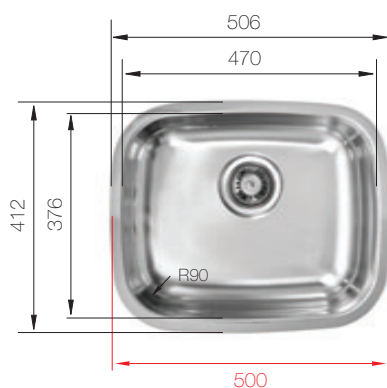
Cutout size: Template provided



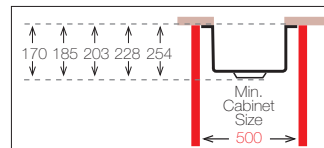
Undermount



Min.  
Cabinet Size



Bowl Size	376 mm x 470 mm				
Thickness	0.60 mm	0.70 mm	1 mm	1 mm	1 mm
Sink Depth	170 mm	185 mm	203 mm	228 mm	254 mm
Finishing	Satin	Polished	Polished	Polished	Polished



## D 420

### PRESS SINKS

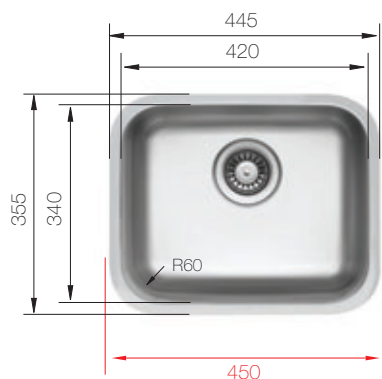
Cutout size: Template provided



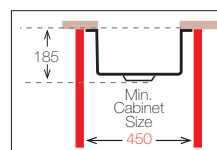
Undermount



Min.  
Cabinet Size



Bowl Size	420 mm x 340 mm				
Thickness	0.80 mm				
Sink Depth	185 mm				
Finishing	Polished / Linen				



H004

S-905



# UNDERMOUNT Series



## D 537

### PRESS SINKS


Cutout size: Template provided



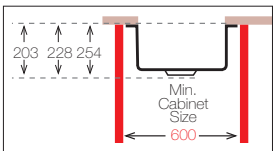
Undermount



Min.  
Cabinet Size



Bowl Size	537 mm x 487 mm		
Thickness	0.80 mm	1 mm	1.2 mm
Sink Depth	203 mm	228 mm	254 mm
Finishing	Polished	Polished	Polished



## D 556

### PRESS SINKS

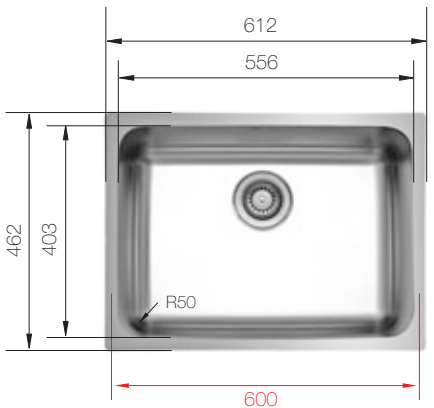
Cutout size: Template provided



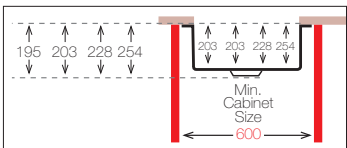
Undermount



Min.  
Cabinet Size



Bowl Size	556 mm x 403 mm		
Thickness	0.80 mm	1 mm	1.2 mm
Sink Depth	195 mm	203 mm	228 mm
Finishing	Polished	Polished	Polished



## D 723

### PRESS SINKS

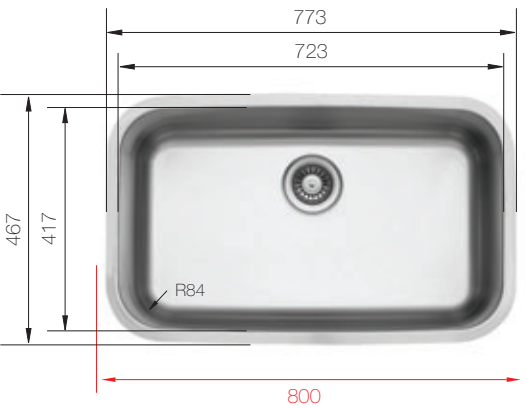
Cutout size: Template provided



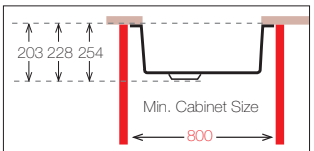
Undermount



Min.  
Cabinet Size



Bowl Size	723 mm x 417 mm		
Thickness	0.80 mm	1 mm	1.2 mm
Sink Depth	203 mm	228 mm	254 mm
Finishing	Polished	Polished	Polished



# UNDERMOUNT Series



## D 340.70.30

PRESS SINKS-WELDED

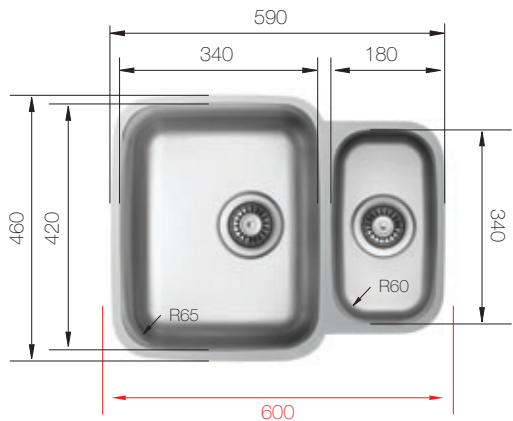
Cutout size: Template provided



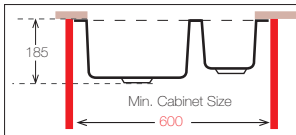
Undermount



Min.  
Cabinet Size



Bowl Size	340 mm x 420 mm
	180 mm x 340 mm
Thickness	0.70 mm
Sink Depth	185 mm
Finishing	Polished / Linen



## MN 346.80.20

PRESS SINKS-WELDED

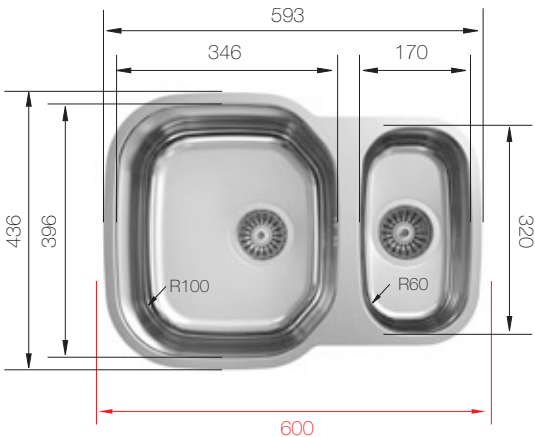
Cutout size: Template provided



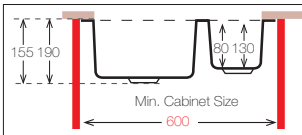
Undermount



Min.  
Cabinet Size



Bowl Size	346 mm x 396 mm
	170 mm x 320 mm
Thickness	0.60 mm   0.80 mm
Sink Depth	155 mm   190 mm
Finishing	Satin   Polished



H004



S-905



S-805





# UNDERMOUNT Series Double Bowl Sinks

**UKINOX**

**MN 337.50.50**

MONOBLOCK

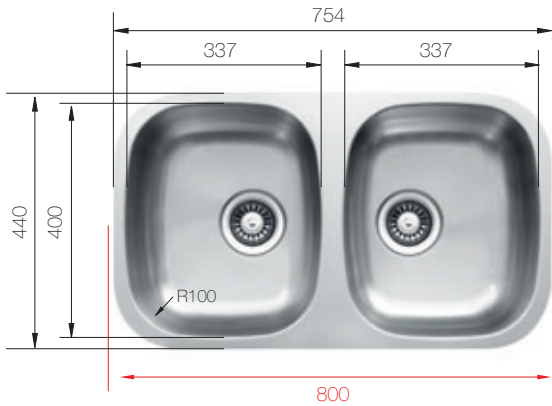
Cutout size: Template provided



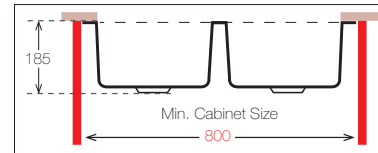
Undermount



Min.  
Cabinet Size



Bowl Size	337 mm x 400 mm
Thickness	0.80 mm
Sink Depth	185 mm
Finishing	Polished



**MN 360.50.50**

MONOBLOCK


Cutout size: Template provided



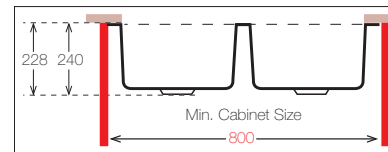
Undermount



Min.  
Cabinet Size



Bowl Size	360 mm x 420 mm
Thickness	1 mm
Sink Depth	228 mm
Finishing	Polished



**MN 375.60.40**

MONOBLOCK


Cutout size: Template provided



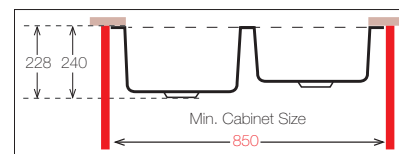
Undermount



Min.  
Cabinet Size



Bowl Size	375 mm x 470 mm
Thickness	1 mm
Sink Depth	228 mm
Finishing	Polished



# UNDERMOUNT Series Double Bowl Sinks

**UKINOX**

**MN 445.70.30**

MONOBLOCK


Cutout size: Template provided



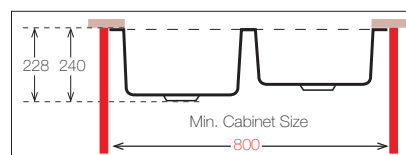
Undermount



Min.  
Cabinet Size



Bowl Size	445 mm x 470 mm
	270 mm x 405 mm
Thickness	1 mm
Sink Depth	228 mm
Finishing	Polished



**EDD 360.50.50**

MONOBLOCK

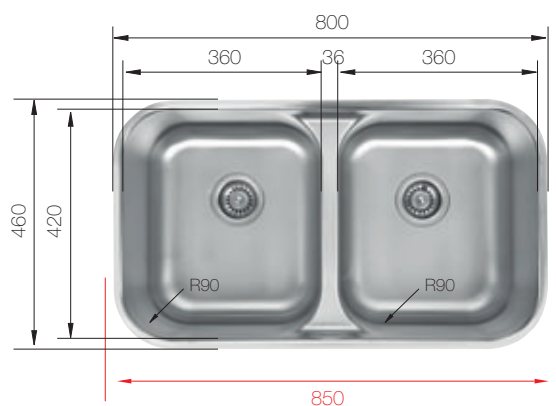
Cutout size: Template provided



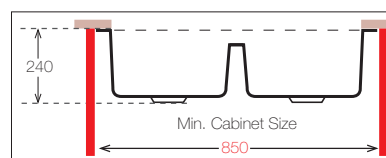
Undermount



Min.  
Cabinet Size



Bowl Size	360 mm x 420 mm
	360 mm x 420 mm
Thickness	1.2 mm
Sink Depth	240 mm
Finishing	Polished



**EDD 375.60.40**

MONOBLOCK


Cutout size: Template provided



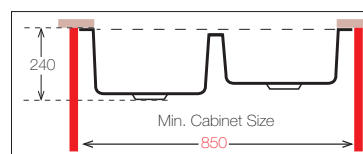
Undermount



Min.  
Cabinet Size



Bowl Size	375 mm x 470 mm
	345 mm x 405 mm
Thickness	1.2 mm
Sink Depth	240 mm
Finishing	Polished



H004

S-905

S-805



## D 340 / R50

PRESS SINKS

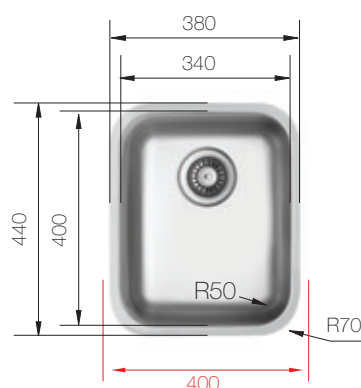
Cutout size: Template provided



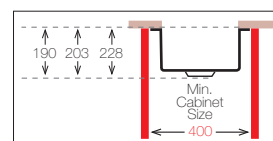
Undermount



Min.  
Cabinet Size



Bowl Size	340 mm x 400 mm		
Thickness	0.80 mm	1 mm	1.2 mm
Sink Depth	190 mm	203 mm	228 mm
Finishing	Polished	Polished	Polished



## D 400 / R50

PRESS SINKS

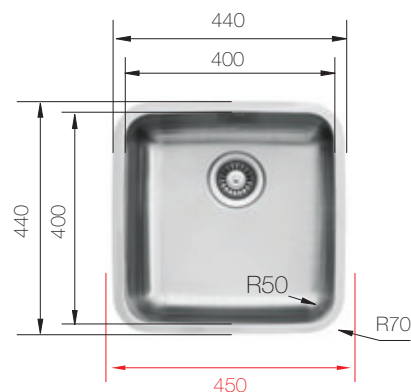
Cutout size: Template provided



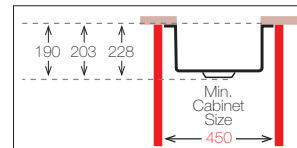
Undermount



Min.  
Cabinet Size



Bowl Size	400 mm x 400 mm		
Thickness	0.80 mm	1 mm	1 mm
Sink Depth	190 mm	203 mm	228 mm
Finishing	Polished	Polished	Polished



## D 450 / R50

## D 450 eco / R75

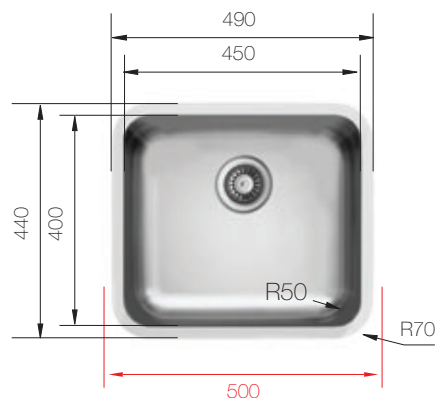
Cutout size: Template provided



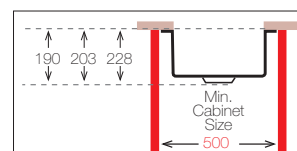
Undermount



Min.  
Cabinet Size



Bowl Size	450 mm x 400 mm			eco
Thickness	0.80 mm	1 mm	1.2 mm	0.60 mm
Sink Depth	190 mm	203 mm	228 mm	170 mm
Finishing	Polished	Polished	Polished	Satin




# UNDERMOUNT Series / R50

**UKINOX**

## D 500 / R50 D 500 ECO / R75

Cutout size: Template provided

PRESS SINKS-WELDED

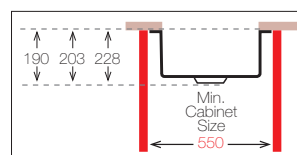


Undermount



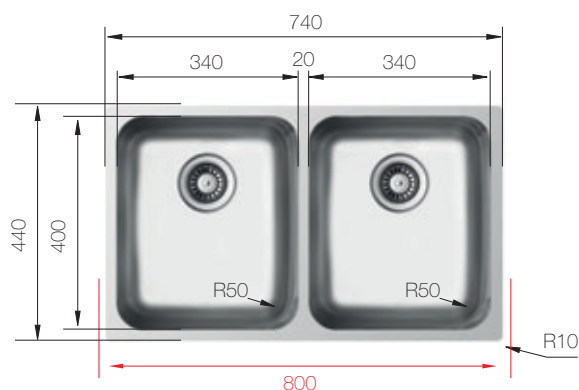
Min.  
Cabinet Size

Bowl Size	500 mm x 400 mm		
Thickness	0.80 mm	1 mm	1 mm
Sink Depth	190 mm	203 mm	228 mm
Finishing	Polished	Polished	Polished



## D 340.50.50 / R50 PRESS SINKS-WELDED

Cutout size: Template provided

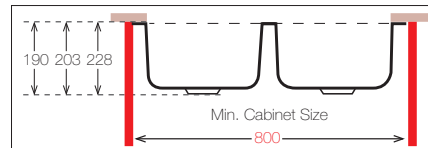


Undermount




Min.  
Cabinet Size

Bowl Size	340 mm x 400 mm		
Thickness	0.80 mm	1 mm	1.2 mm
Sink Depth	190 mm	203 mm	228 mm
Finishing	Polished	Polished	Polished



## D 400.50.50 / R50 PRESS SINKS-WELDED

Cutout size: Template provided

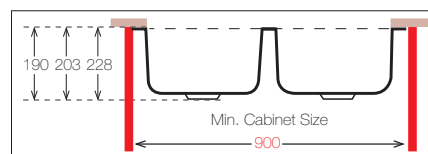


Undermount



Min.  
Cabinet Size

Bowl Size	400 mm x 400 mm		
Thickness	0.80 mm	1 mm	1.2 mm
Sink Depth	190 mm	203 mm	228 mm
Finishing	Polished	Polished	Polished



H004

S-905

S-805





## UNIVERSAL Series



---

**UN 446**

---

**UNT 446**

---

**UN 345**

---

**UN 376**

---

**UN 377**

---

**UN 610**

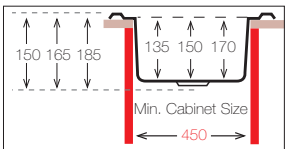
UN 446

PRESS SINKS-WELDED

Cutout size: Template provided




Bowl Size	Ø 390 mm		
Thickness	0.50 mm	0.60 mm	0.70 mm
Sink Depth	150 mm	165 mm	185 mm
Finishing	Satin / Linen	Satin / Linen	Polished / Linen



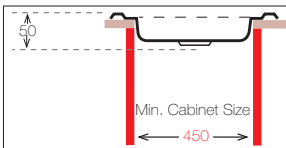
UNT 446

PRESS SINKS-WELDED

Cutout size: Template provided



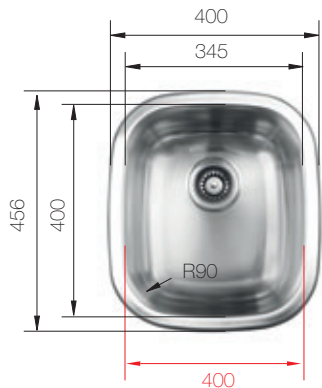
Bowl Size	Ø 390 mm
Thickness	0.50 mm
Sink Depth	50 mm
Finishing	Satin



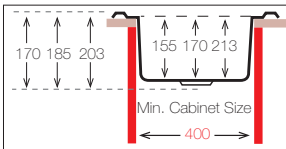
UN 345

PRESS SINKS-WELDED

Cutout size: Template provided



Bowl Size	345 mm x 400 mm		
Thickness	0.60 mm	0.70 mm	1 mm
Sink Depth	170 mm	185 mm	203 mm
Finishing	Satin	Polished	Polished



## UN 376

### PRESS SINKS

Cutout size: Template provided



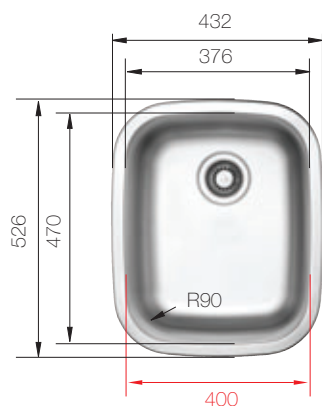
Inset



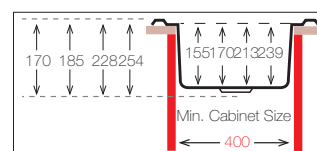
Undermount



Min.  
Cabinet Size



Bowl Size	376 mm x 470 mm			
Thickness	0.60 mm	0.70 mm	1 mm	1 mm
Sink Depth	170 mm	185 mm	228 mm	254 mm
Finishing	Satin	Polished	Polished	Polished



## UN 377

### PRESS SINKS

Cutout size: Template provided



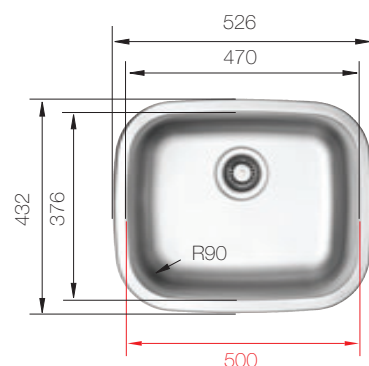
Inset



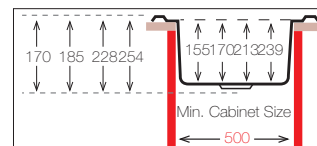
Undermount



Min.  
Cabinet Size



Bowl Size	470 mm x 376 mm			
Thickness	0.60 mm	0.70 mm	1 mm	1 mm
Sink Depth	170 mm	185 mm	228 mm	254 mm
Finishing	Satin	Polished	Polished	Polished



## UN 610

### PRESS SINKS

Cutout size: Template provided



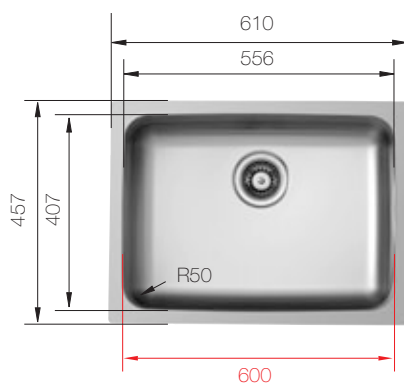
Inset



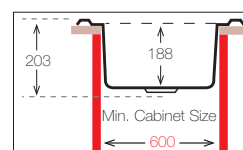
Undermount



Min.  
Cabinet Size



Bowl Size	556 mm x 407 mm			
Thickness	0.80 mm			
Sink Depth	203 mm			
Finishing	Polished			



H004

S-905





## D Series



---

**D 760**

---

**DXT 780**

---

**DXT 840**

---

**D 715**

---

**DX 800**

D 760

PRESS SINKS


Cutout size: Template provided



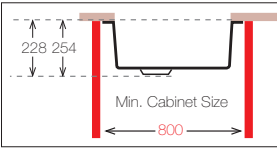
Undermount



Min.  
Cabinet Size



Bowl Size	720 mm x 450 mm
Thickness	1 mm
Sink Depth	228 mm
Finishing	Polished



DXT 780

PRESS SINKS

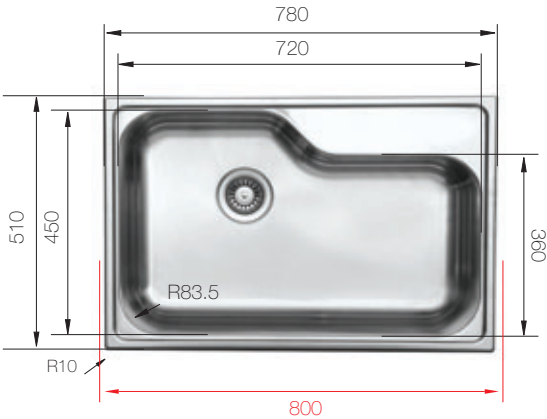
Cutout size: Template provided



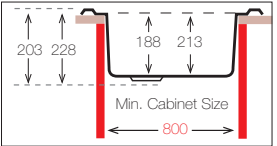
Inset



Min.  
Cabinet Size



Bowl Size	720 mm x 450 mm
Thickness	0.80 mm
Sink Depth	203 mm
Finishing	Polished



DXT 840

PRESS SINKS

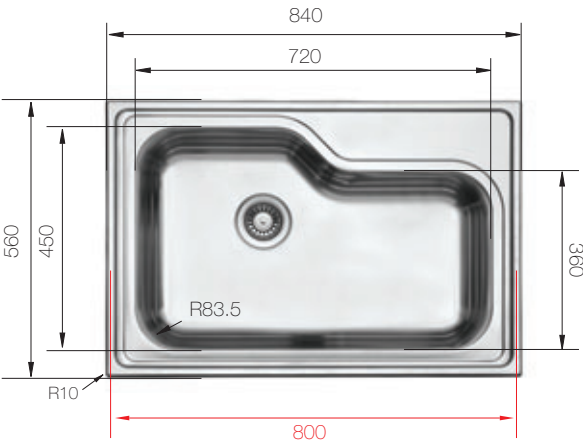
Cutout size: Template provided



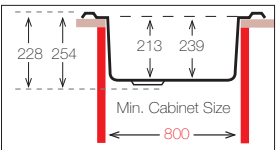
Inset



Min.  
Cabinet Size



Bowl Size	720 mm x 450 mm
Thickness	1 mm
Sink Depth	228 mm
Finishing	Polished



D 715

PRESS SINKS

Cutout size: Template provided



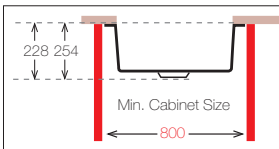
Undermount



Min.  
Cabinet Size



Bowl Size	717 mm x 417 mm	
Thickness	1 mm	1.2 mm
Sink Depth	228 mm	254 mm
Finishing	Polished	Polished



DX 800

PRESS SINKS

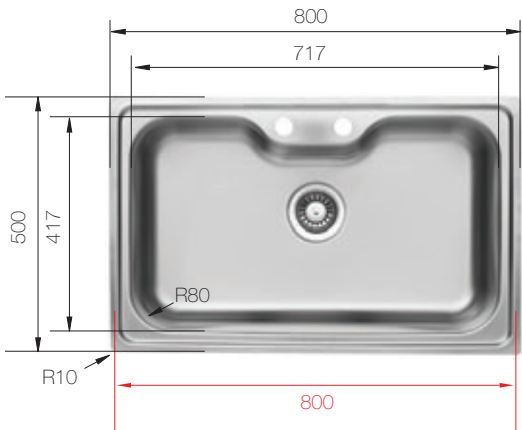
Cutout size: Template provided



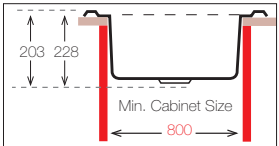
Inset



Min.  
Cabinet Size



Bowl Size	717 mm x 417 mm	
Thickness	0.80 mm	1 mm
Sink Depth	203 mm	228 mm
Finishing	Polished	Polished



BR 55.40



SB 41.24



H004



S-905



S-905 P





## LAVATORY Series



---

L 330



---

L 370



---

L 435



---

L 400



---

LX 340



---

L 610 Laundry



## L 330

### PRESS SINKS


Cutout size: Template provided



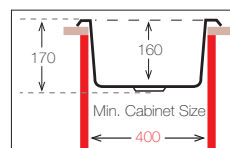
Inset



Min.  
Cabinet Size



Bowl Size	Ø 330 mm
Thickness	1 mm
Sink Depth	170 mm
Finishing	Polished



## L 370

### PRESS SINKS

Cutout size: Template provided



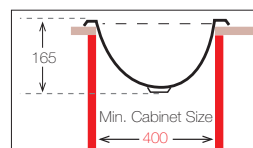
Inset



Min.  
Cabinet Size



Bowl Size	Ø 330 mm
Thickness	1 mm
Sink Depth	165 mm
Finishing	Polished



## L 435

### PRESS SINKS

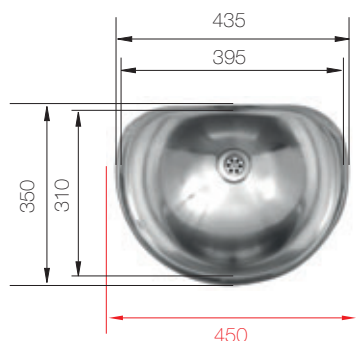
Cutout size: Template provided



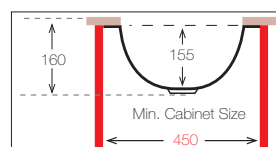
Undermount



Min.  
Cabinet Size



Bowl Size	395 mm x 310 mm
Thickness	1 mm
Sink Depth	160 mm
Finishing	Polished



## L 400

### PRESS SINKS

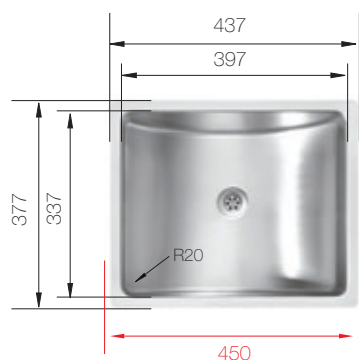
Cutout size: Template provided



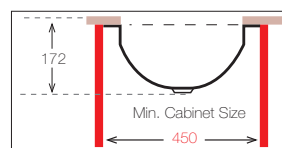
Undermount



Min.  
Cabinet Size



Bowl Size	397 mm x 337 mm
Thickness	1 mm
Sink Depth	172 mm
Finishing	Polished



## LX 340

### PRESS SINKS

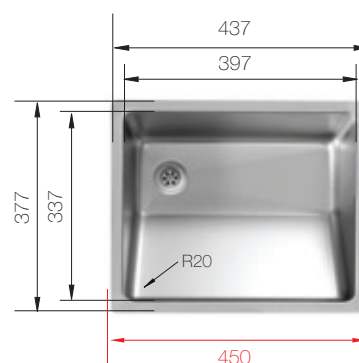
Cutout size: Template provided



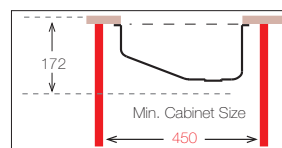
Undermount



Min.  
Cabinet Size



Bowl Size	397 mm x 337 mm
Thickness	1 mm
Sink Depth	172 mm
Finishing	Polished



## L 610 Laundry

### PRESS SINKS

Cutout size: Template provided



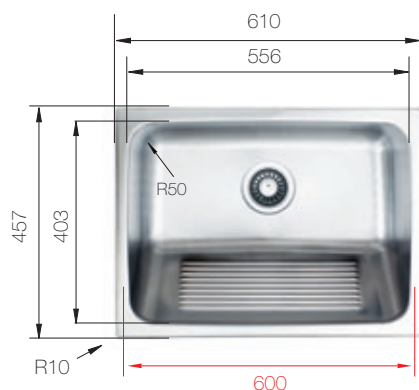
Inset



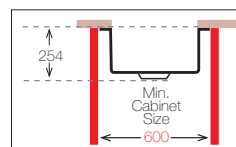
Undermount



Min.  
Cabinet Size



Bowl Size	556 mm x 403 mm
Thickness	1.2 mm
Sink Depth	254 mm
Finishing	Polished



H004

S-905

S-700 K





## GLASS Series



GS 500.500 W



GS 950.500.15 B



GS 500.500 B



GS 860.500 W



GS 550.530 W



GS 860.500 B



GS 550.530 B



GS 1000.500.15 W



GS 780.500 W



GS 1000.500.15 B



GS 780.500 B



GS 1160.500.20 B



GS 860.510 W



GS 860.510 B



GS 860.510 B



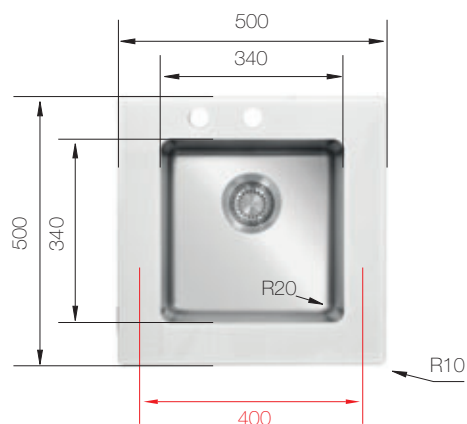
GS 950.500.15 B



GS 950.500.15 W



## GS 500.500 W Diamond



Cutout size: Template provided

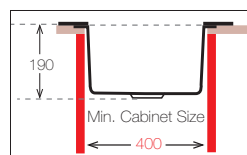


Inset

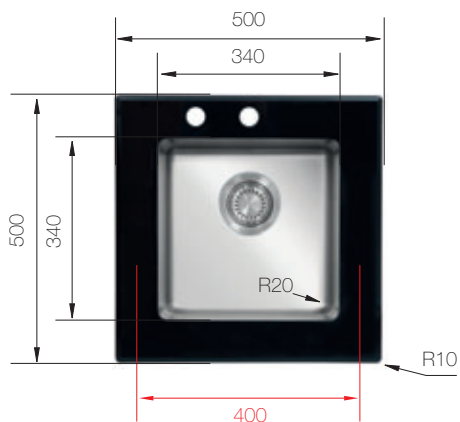


Min.  
Cabinet Size

Bowl Size	340 mm x 340 mm
Thickness	1 mm
Sink Depth	190 mm
Finishing	Polished



## GS 500.500 B Diamond



Cutout size: Template provided

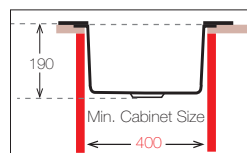


Inset

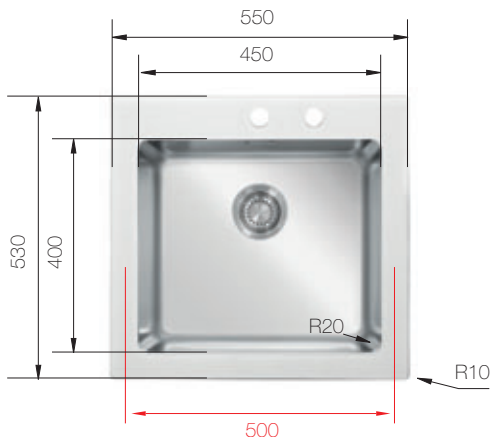


Min.  
Cabinet Size

Bowl Size	340 mm x 340 mm
Thickness	1 mm
Sink Depth	190 mm
Finishing	Polished



## GS 550.530 W Diamond



Cutout size: Template provided

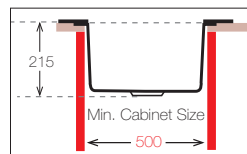


Inset




Min.  
Cabinet Size

Bowl Size	450 mm x 400 mm
Thickness	1 mm
Sink Depth	215 mm
Finishing	Polished



## GS 550.530 B Diamond



Cutout size: Template provided

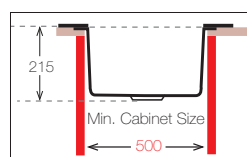


Inset

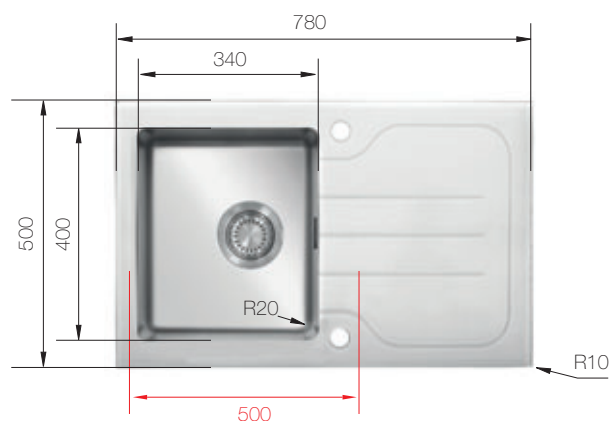


Min.  
Cabinet Size

Bowl Size	450 mm x 400 mm
Thickness	1 mm
Sink Depth	215 mm
Finishing	Polished



## GS 780.500 W Diamond



Cutout size: Template provided

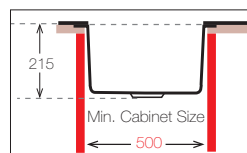


Inset



Min.  
Cabinet Size

Bowl Size	340 mm x 400 mm
Thickness	1 mm
Sink Depth	215 mm
Finishing	Polished

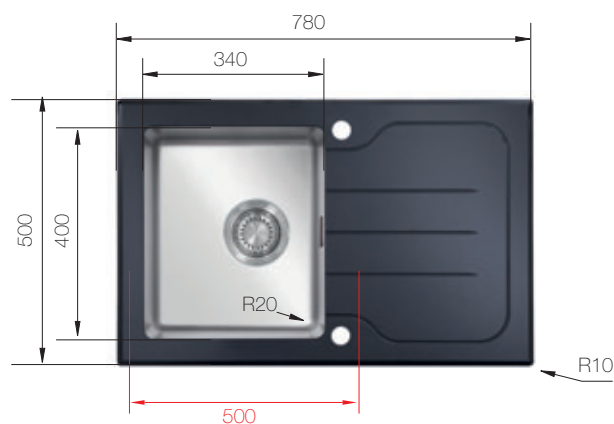


Left



Right

## GS 780.500 B Diamond



Cutout size: Template provided

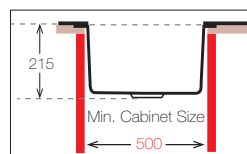


Inset



Min.  
Cabinet Size

Bowl Size	340 mm x 400 mm
Thickness	1 mm
Sink Depth	215 mm
Finishing	Polished



Left



Right

CS 16.39



CS 20.42



S-905 P

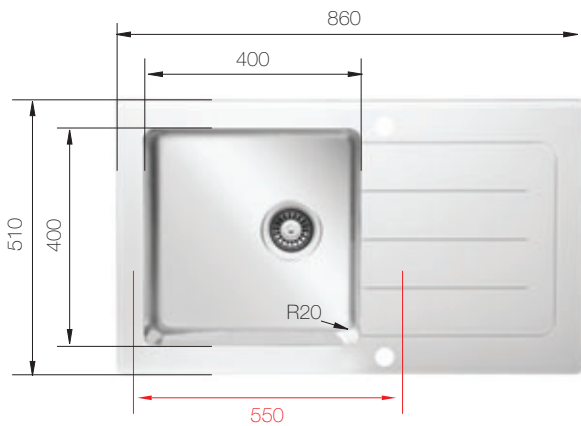


SQ-905 P





## GS 860.510 W Diamond



Cutout size: Template provided

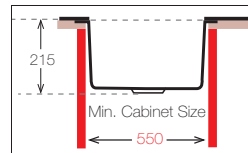


Inset



Min.  
Cabinet Size

Bowl Size	400 mm x 400 mm
Thickness	1 mm
Sink Depth	215 mm
Finishing	Polished

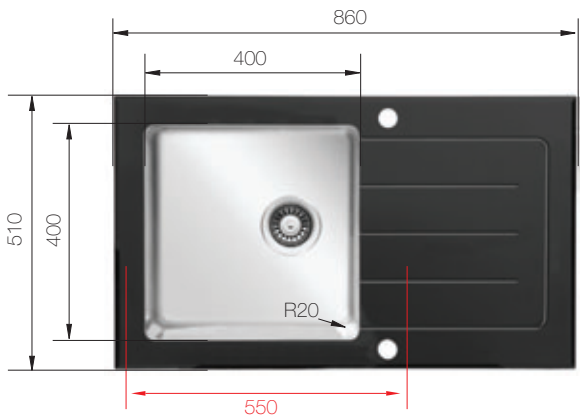


Left



Right

## GS 860.510 B Diamond



Cutout size: Template provided

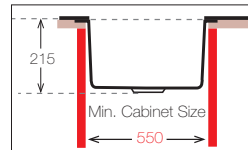


Inset



Min.  
Cabinet Size

Bowl Size	400 mm x 400 mm
Thickness	1 mm
Sink Depth	215 mm
Finishing	Polished




Left



Right

## GS 950.500.15 W Diamond



Cutout size: Template provided

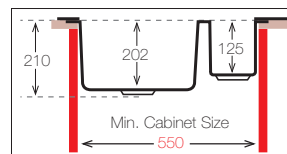


Inset



Min.  
Cabinet Size

Bowl Size	360 mm x 400 mm
Thickness	1 mm
Sink Depth	210 mm
Finishing	Polished




Left



Right

## GS 950.500.15 B Diamond



Cutout size: Template provided

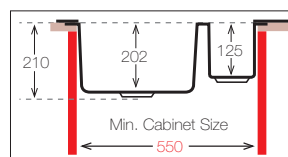


Inset



Min.  
Cabinet Size

Bowl Size	360 mm x 400 mm
Thickness	1 mm
Sink Depth	210 mm
Finishing	Polished




Left



Right

## GS 860.500 W Crystal



Cutout size: Template provided

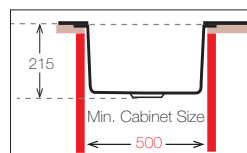


Inset



Min.  
Cabinet Size

Bowl Size	340 mm x 400 mm
Thickness	1 mm
Sink Depth	215 mm
Finishing	Polished



Left



Right

## GS 860.500 B Crystal



Cutout size: Template provided

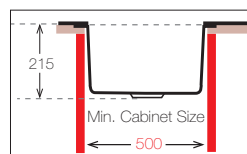


Inset



Min.  
Cabinet Size

Bowl Size	340 mm x 400 mm
Thickness	1 mm
Sink Depth	215 mm
Finishing	Polished



CS 16.39



CS 20.42



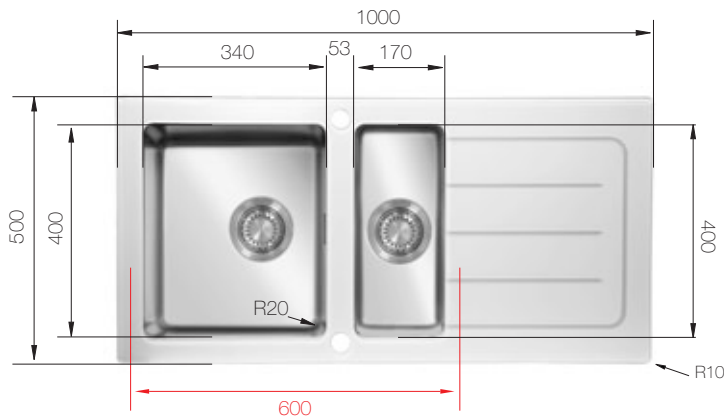
S-905 P



S-805 P



## GS 1000.500.15 W Crystal



Cutout size: Template provided

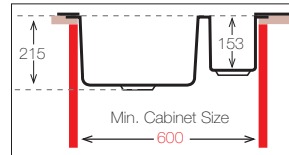


Inset



Min.  
Cabinet Size

Bowl Size	340 mm x 400 mm 170 mm x 400 mm
Thickness	1 mm
Sink Depth	215 mm
Finishing	Polished



Left



Right

## GS 1000.500.15 B Crystal



Cutout size: Template provided

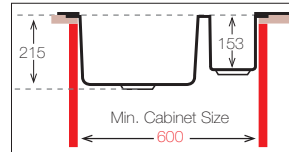


Inset



Min.  
Cabinet Size

Bowl Size	340 mm x 400 mm 170 mm x 400 mm
Thickness	1 mm
Sink Depth	215 mm
Finishing	Polished




Left



Right

## GS 1160.500.20 B Crystal



Cutout size: Template provided

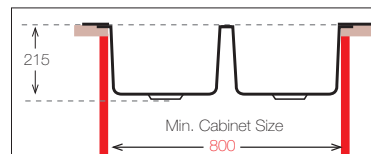


Inset



Min.  
Cabinet Size

Bowl Size	340 mm x 400 mm 340 mm x 400 mm
Thickness	1 mm
Sink Depth	215 mm
Finishing	Polished




Left



Right

## GS 860.510 B Silky



Cutout size: Template provided

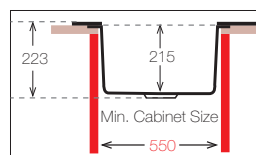


Inset



Min.  
Cabinet Size

Bowl Size	400 mm x 400 mm
Thickness	1 mm
Sink Depth	223 mm
Finishing	Polished




Left



Right

## GS 950.500.15 B Silky



Cutout size: Template provided

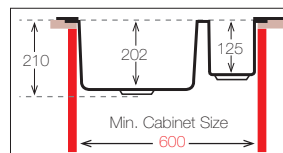


Inset



Min.  
Cabinet Size

Bowl Size	360 mm x 400 mm
	160 mm x 300 mm
Thickness	1 mm
Sink Depth	210 mm
Finishing	Polished



Left



Right

CS 16.39



CS 20.42



S-905 P



S-805 P





## GRANITE Series



ULS 510



LGT 960.500.15




ZRL 340



LGT 1000.500.15



ULS 615.500.15



CLS 400.500



ULS 780.500



CLS 740.460



ULS 780.500.15



CLS 560.510



ELG 780.500



CLS 1000.500



## ULS 510



Cutout size: Template provided

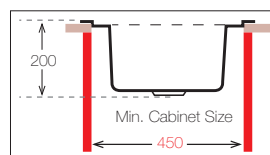


Inset



Min.  
Cabinet Size

Bowl Size 380 mm  
Sink Depth 200 mm  
Finishing Granite



Onyx



Snova



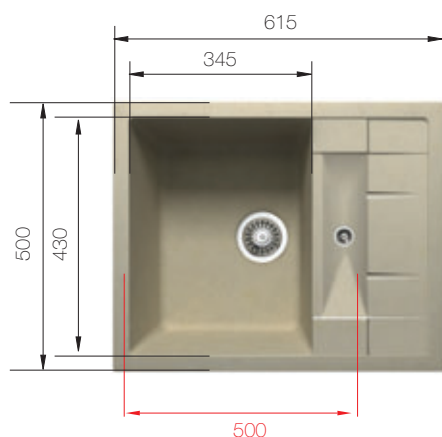
Colorado



Grey



## ULS 615.500



Cutout size: Template provided

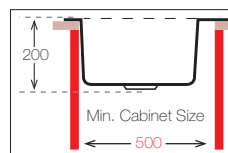


Inset



Min.  
Cabinet Size

Bowl Size 345 mm x 430 mm  
Sink Depth 200 mm  
Finishing Granite



Onyx



Snova



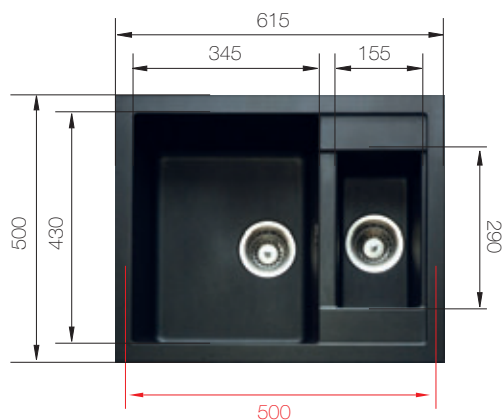
Colorado



Grey



## ULS 615.500.15



Cutout size: Template provided

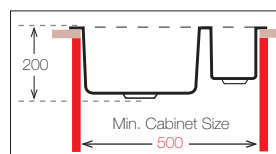


Inset



Min.  
Cabinet Size

Bowl Size 345 mm x 430 mm  
Sink Depth 155 mm x 290 mm  
Finishing Granite



Onyx



Snova



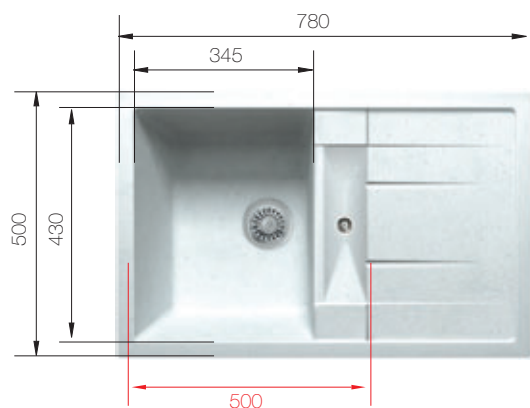
Colorado



Grey



## ULS 780.500



Cutout size: Template provided

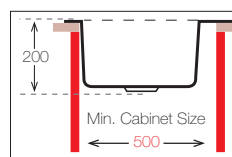


Inset



Min.  
Cabinet Size

Bowl Size 345 mm x 430 mm  
Sink Depth 200 mm  
Finishing Granite



Onyx



Snova




Colorado



Grey



## ULS 780.500.15



Cutout size: Template provided

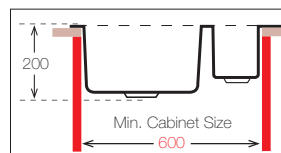


Inset



Min.  
Cabinet Size

Bowl Size 345 mm x 430 mm  
Sink Depth 155 mm x 290 mm  
Finishing Granite



Onyx



Snova



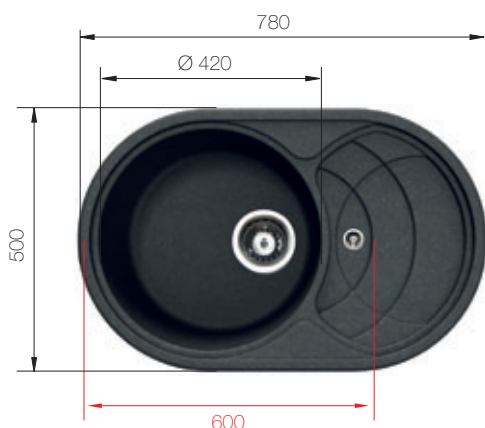
Colorado



Grey



## ELG 780.500



Cutout size: Template provided

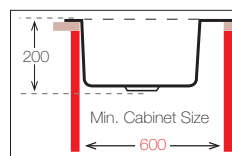


Inset



Min.  
Cabinet Size

Bowl Size Ø 420 mm  
Sink Depth 200 mm  
Finishing Granite



GSC 17.30




GSB 32.40





## LGT 960.500.15

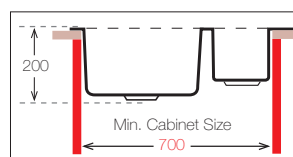


Inset



Min.  
Cabinet Size

Bowl Size 340 mm x 420 mm  
235 mm x 255 mm  
Sink Depth 200 mm  
Finishing Granite



Onyx



Snova




Colorado



Grey



## LGT 1000.500.15

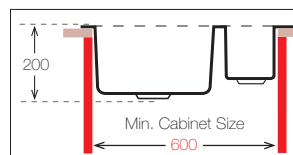


Inset



Min.  
Cabinet Size

Bowl Size 345 mm x 430 mm  
155 mm x 290 mm  
Sink Depth 200 mm  
Finishing Granite



Onyx



Snova



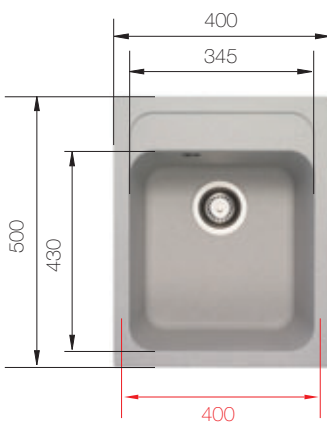
Colorado



Grey



## CLS 400.500

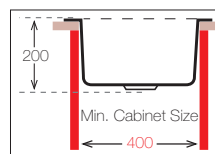


Inset



Min.  
Cabinet Size

Bowl Size 345 mm x 430 mm  
Sink Depth 200 mm  
Finishing Granite



Onyx



Snova



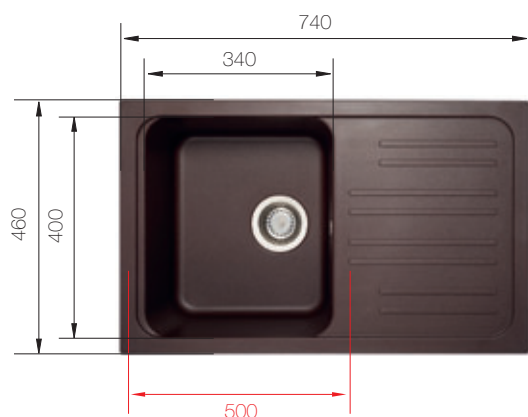
Colorado



Grey



## CLS 740.460



Cutout size: Template provided

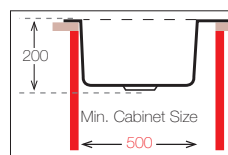


Inset



Min.  
Cabinet Size

Bowl Size 340 mm x 400 mm  
Sink Depth 200 mm  
Finishing Granite



Onyx

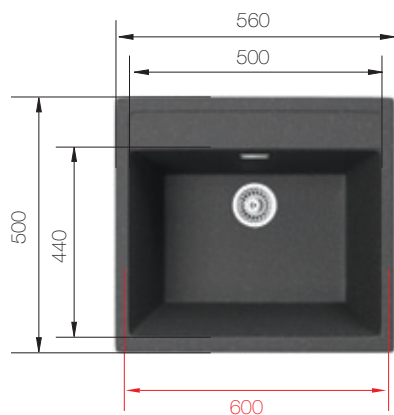
Snova

Colorado

Grey



## CLS 560.510



Cutout size: Template provided

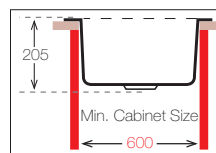


Inset



Min.  
Cabinet Size

Bowl Size 500 mm x 440 mm  
Sink Depth 205 mm  
Finishing Granite



Onyx

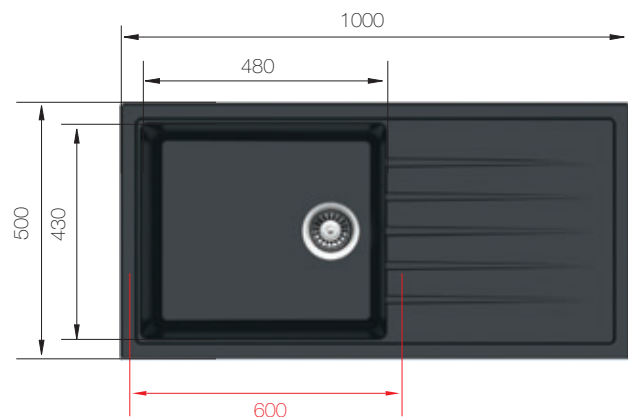
Snova

Colorado

Grey



## CLS 1000.500



Cutout size: Template provided

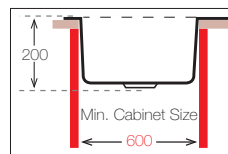


Inset



Min.  
Cabinet Size

Bowl Size 480 mm x 430 mm  
Sink Depth 200 mm  
Finishing Granite



Onyx

Snova

Colorado

Grey



GSC 17.30

GSB 32.40



## ACCESSORIES





UD0001CR



UD0002CR



UD0011CR



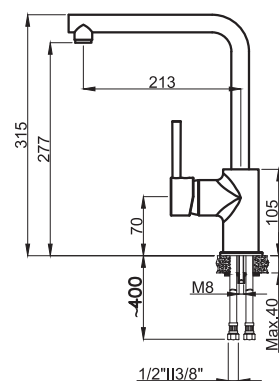
UD0022CR



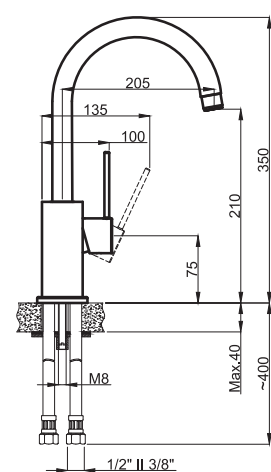
TPZ114CR



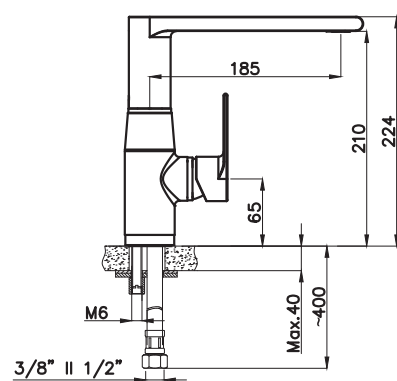
## TEMPO



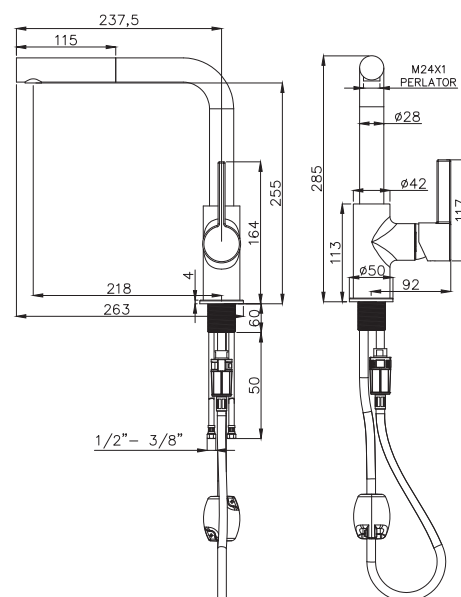
## OCTAVE



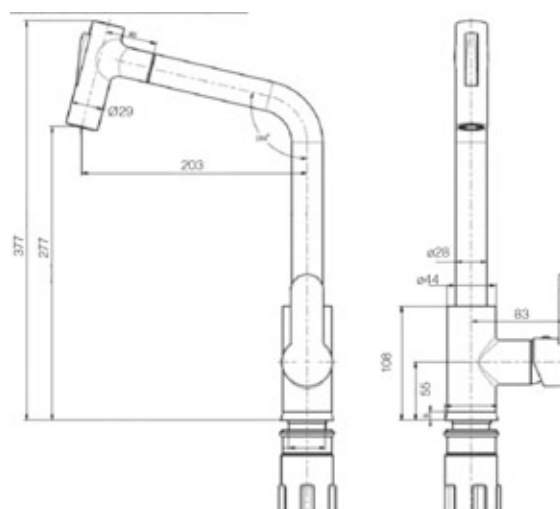
## RUBATO



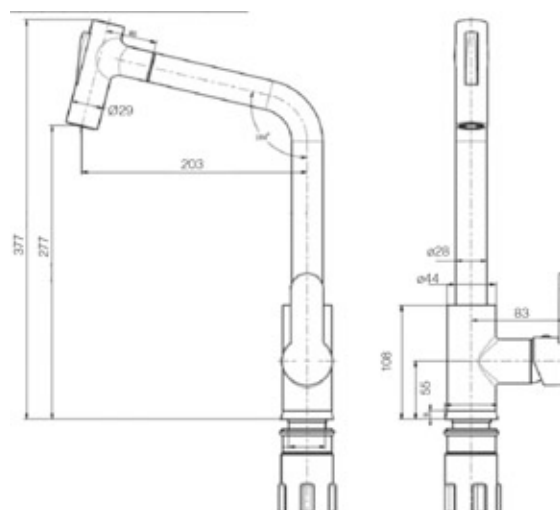
## SAYRI



## BONDO



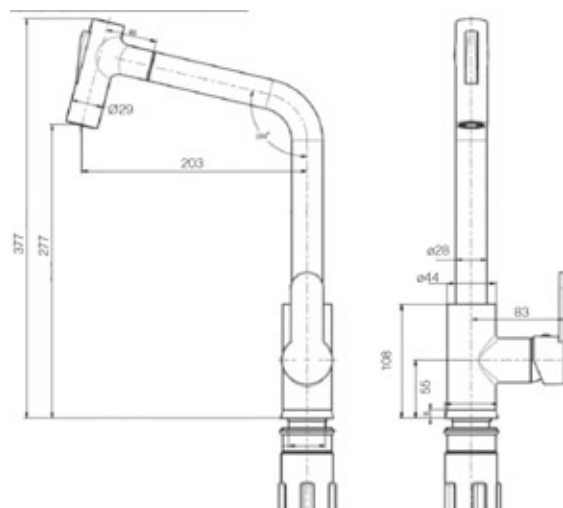
## BONDO onyx



## BONDO snova



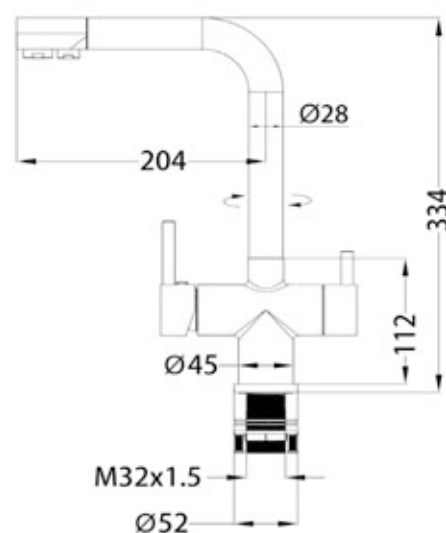
STAINLESS  
STEEL / GRANITE



## COSTA



STAINLESS  
STEEL

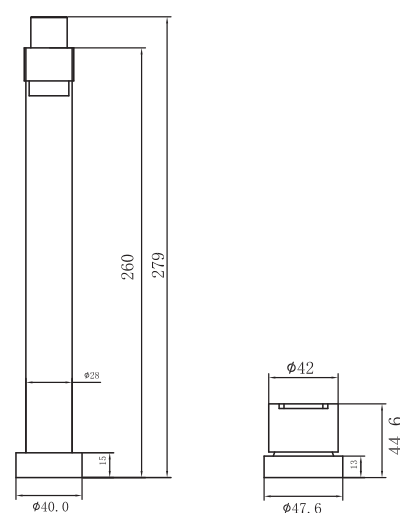


## DIVER

304 Stainless Steel body & handle  
Ceramic cartridge  
WRAS certified water supply lines  
Finishing: brushed nickel



STAINLESS  
STEEL



# FAUCET Series

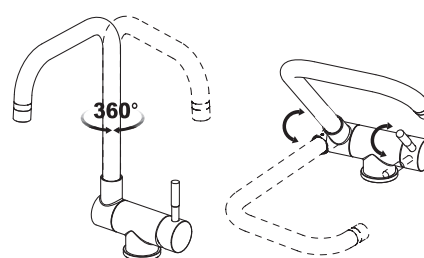
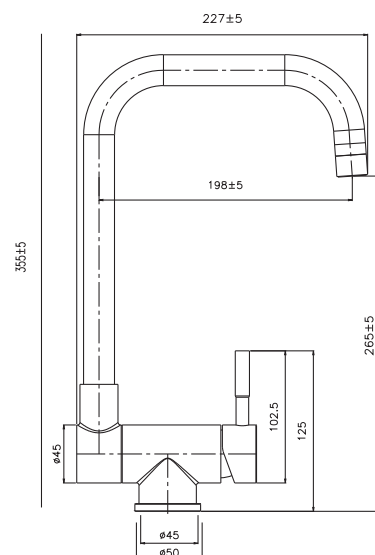


FLIP

304 Stainless Steel body & handle  
Ceramic cartridge  
WRAS certified water supply lines  
Finishing: brushed nickel



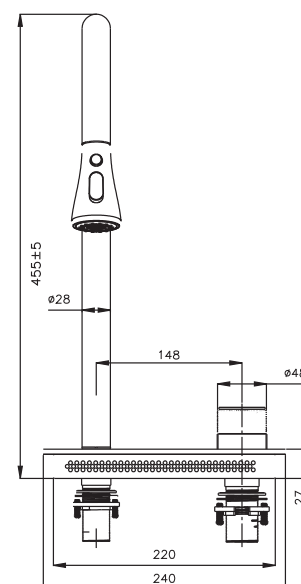
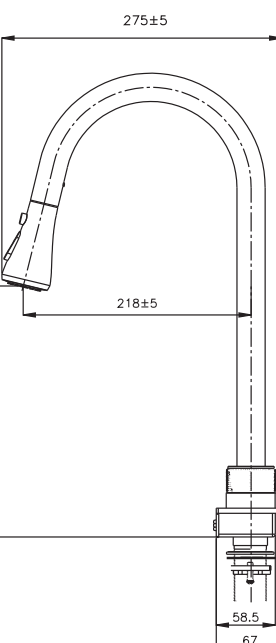
STAINLESS  
STEEL



NIAGARA  
NG Series faucet



With sprayer and waterfall

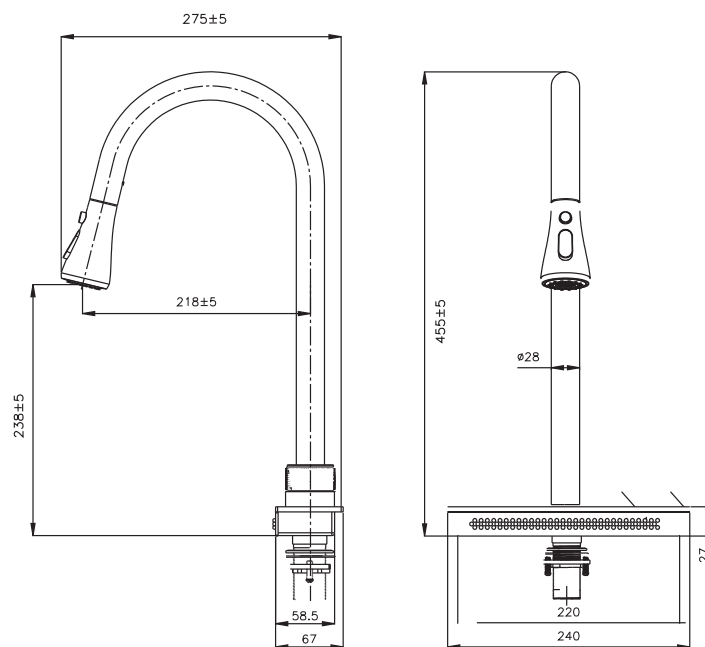


STAINLESS  
STEEL



FLYRAIN

INOX  
TITANIUM



## INSET SERIES



**B 35.40**

Available in the colors:  
Bamboo, Inoko, Beech  
Dimensions: 364 mm x 237 mm



**B 40.40**

Available in the colors:  
Bamboo, Inoko, Beech  
Dimensions: 410 mm x 220 mm



**B 34.42**

Available in the colors:  
Bamboo, Inoko, Beech  
Dimensions: 430 mm x 240 mm



**BR 36 / BR 37 / BR 39**

Ø360 mm Ø370 mm Ø390 mm  
Available in the colors:  
Bamboo, Inoko, Beech



**BR 44**

Available in the colors:  
Bamboo, Inoko, Beech  
Dimensions: Ø 440 mm



**B 39.25**

Available in the colors:  
Bamboo, Inoko, Beech  
Dimensions: 390 mm x 250 mm

## MICRO SERIES



**B 21.40**

Available in the colors:  
Bamboo, Inoko, Beech  
Dimensions: 420 mm x 200 mm



**B 30.42**

Available in the colors:  
Bamboo, Inoko, Beech  
Dimensions: 425 mm x 295 mm



**B 28.54**

Available in the colors:  
Bamboo, Inoko, Beech  
Dimensions: 540 mm x 280 mm

## WS SERIES



B 44  
Dimensions: 440mm x 290mm  
B 45  
Dimensions: 445mm x 220mm  
B 47  
Dimensions: 415mm x 280mm  
B 48  
Dimensions: 430mm x 230mm

Available in the colors:  
Bamboo, Inoko, Beech

## Niagara SERIES



WSE 43.24  
Available in the colors:  
Bamboo, Inoko, Beech  
Dimensions: 430 mm x 241 mm

## D SERIES



BR 55.40  
Available in the colors:  
Bamboo, Inoko, Beech  
Dimensions: 463 mm x 397 mm

Bamboo



Iroko



Beech



## GLASS



G21.40 W  
White glass chopping board  
Dimensions: 425mm x 249mm



G21.40 W  
Black glass chopping board  
Dimensions: 425mm x 249mm

## SOLID



BS 43.24  
Black solid chopping board  
Dimensions: 430mm x 240mm



**GSC 17.30**  
Stainless Steel Colander  
Handmade  
Dimensions: 300 mm x 170 mm



**CS 16.30**  
Stainless Steel Colander  
Dimensions: 335 mm x 195 mm



**CS 17.32**  
Stainless Steel Colander  
Dimensions: 320 mm x 195 mm



**CS 18.34**  
Stainless Steel Colander  
Dimensions: 365 mm x 205 mm



**CS 16.39**  
Stainless Steel Colander  
Dimensions: 420 mm x 190 mm




**CS 350**  
Dimensions: 350 mm x 188 mm

**CS 410**  
Dimensions: 410 mm x 188 mm

**CS 440**  
Dimensions: 440 mm x 188 mm

Stainless Steel Colander  
Handmade



**CS 360**  
Stainless Steel Colander  
Handmade  
Dimensions: 402 mm x 240 mm







**CS 20.42**  
Stainless Steel Colander  
Dimensions: 420 mm x 200 mm




**CS 396**  
Stainless Steel Colander  
Handmade  
Dimensions: 440 mm x 168 mm



**CS 396 Gold**  
Stainless Steel Colander  
Handmade  
Dimensions: 440 mm x 168 mm




**CS 396 Bronze**  
Stainless Steel Colander  
Handmade  
Dimensions: 440 mm x 168 mm



**CS 396 Titanium**  
Stainless Steel Colander  
Handmade  
Dimensions: 440 mm x 168 mm



**CS 400**  
Stainless Steel Colander  
Handmade  
Dimensions: 395 mm x 180 mm



**CS 400 Gold**  
Stainless Steel Colander  
Handmade  
Dimensions: 395 mm x 180 mm



**CS 400 Bronze**  
Stainless Steel Colander  
Handmade  
Dimensions: 395 mm x 180 mm



**CS 400 Titanium**  
Stainless Steel Colander  
Handmade  
Dimensions: 395 mm x 180 mm

# BASKETS

**UKINOX**



**SBR 34**  
Stainless Steel Wire Basket  
Dimensions: Ø 340mm H: 110mm



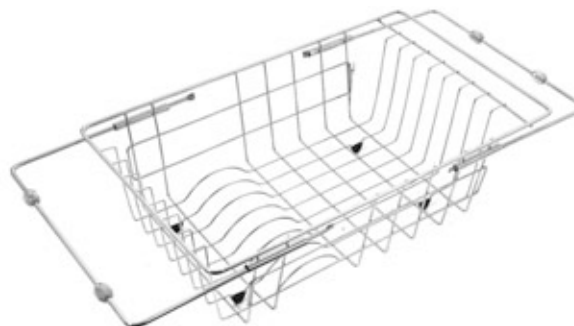
**SBT 32.35**  
Stainless Steel Wire Basket  
Dimensions: 320mm x 350mm H: 110mm



**SB 32.40**  
Stainless Steel Wire Basket  
Dimensions: 320mm x 400mm H: 120mm



**GSB 32.40**  
Stainless Steel Wire Basket  
Dimensions: 320mm x 420mm H: 120mm



**SB 41.24**  
Stainless Steel Wire Basket  
Dimensions: 410mm x 245mm H: 127mm

# ROLL - MAT



**DR 34.42**  
Stainless Steel Rods -round  
Black Neopren Connection  
Dimensions: 420mm x 340mm



**DR 34.42 S**  
Stainless Steel Rods -square  
Black Neopren Connection  
Dimensions: 420mm x 340mm



**DR 34.44**  
Stainless Steel Rods -round  
Black Neopren Connection  
Dimensions: 440mm x 340mm



**DR 34.44 S**  
Stainless Steel Rods -square  
Black Neopren Connection  
Dimensions: 440mm x 340mm

## Niagara SERIES



### GLASS RINSER

Total Dimension: 125 x 117 mm  
Cup Waste nozzle dimension : 110 Ø mm x 80 mm  
Brass multi-angle water outlet cleaning head,  
stainless steel housing 304 stainless steel braided inlet hose  
Brass slide mounting nut and 304 stainless steel  
T-connector, rubber gasket, metal washer



### KNIFE RACK

Material: SUS 304 Stainless steel  
Anti-rust, easy to disassemble  
and clean



H004

Single strainer Ø 3 1/2"



XLC-168

Prime Single strainer 3 1/2"



S8

Waste kit pipes set for single bowl



CB-002

Single strainer Ø 3 1/2" with overflow



XLC-169

Prime Single strainer Ø 3 1/2" with overflow



S9

Waste kit pipes set for single bowl



colorX H004

Single strainer  
Ø 3 1/2"

Gold

Bronze

Titanium



colorX XLC-168

Prime Single strainer  
Ø 3 1/2"

Gold

Bronze

Titanium

BS Siphon  
Matte Black

BS Siphon  
Titanium

BS Siphon  
Gold

BS Siphon  
Bronze



BS Siphon



colorX XLC-169

Prime Single strainer 3 1/2" with overflow



colorX CB002

Single strainer Ø 3 1/2" with overflow



S-205 K

Single strainer Ø 3 1/2"  
with overflow & siphon  
with flexible pipe



S-905

Single strainer Ø 3 1/2"  
with overflow & siphon  
with flexible pipe



S-805

Double strainer Ø 3 1/2"  
with overflow & siphon  
with flexible pipe



SQ-905

Single square  
strainer with  
overflow & siphon



S-905 P

Single strainer Ø 3 1/2"  
with overflow,  
controller & siphon  
with flexible pipe



S-805 P

Double strainer Ø 3 1/2"  
with overflow,  
controller & siphon  
with flexible pipe



SQ-905 P

Single square  
strainer with overflow,  
controller & siphon



colorX S-905 Gold  
colorX S-905 Bronze  
colorX S-905 Titanium

Single strainer Ø 3 1/2"  
with overflow & siphon  
with flexible pipe



colorX S-805 Gold  
colorX S-805 Bronze  
colorX S-805 Titanium

Double strainer Ø 3 1/2"  
with overflow & siphon  
with flexible pipe



SQ-805

Double square  
strainer with overflow & siphon



S-700 K

Single strainer Ø 1 1/2"  
with overflow from  
bowl & siphon



S-700 15

Double strainer Ø 1 1/2"  
with overflow from  
bowl & siphon



SQ-805 P

Double square  
strainer with overflow,  
controller & siphon





UKI043  
Single Strainer Ø 3 1/2 "



601-E-CV-IC-g  
Single Prime strainer  
with overflow on the bowl Ø 3 1/2 "



601-RM-g  
Single strainer with overflow  
on the bowl Ø 3 1/2 "




UKI041  
Single strainer with overflow  
on the bowl Ø 3 1/2 "



UKI042  
Single strainer with overflow  
on the bowl Ø 3 1/2 "



641-RM-g  
Double strainer with overflow  
on the bowl Ø 3 1/2 "



**S905P italy**  
Single strainer Siphon with over  
flow on the bowl & drainer  
and controller 3 1/2"



**S-805 P italy**  
Double strainer Siphon with  
overflow on the bowl & drainer  
and controller 3 1/2"



## F 82601

Single Prime strainer with overflow,  
Pop up controller & Drainer 3 1/2"



## F 82641

Double Prime strainer with  
overflow, Pop up controller  
& Drainer 3 1/2"





## UKI007

Single square strainer with  
overflow & siphon with flexible pipe



## UKI040

Double square strainer with  
overflow & siphon with flexible pipe





Inset Plastic Clips

KLP 01



Inset steel Clips

KLP 02



Lay-on Clips

KLP 03



Undermount Clips

KLP 04



Flushmount Clips

KLP 05



Topzero Clips

KLP 06



Siphon Tap

BT 01



Tap hole plug

BT 02



Tap hole opener

MEDA 01

**Ukinox Türkiye**

Merkez Mahallesi, Zafer Caddesi  
No:21 PK:81850 Gumusova / Duzce / Türkiye  
Phone : +90 (380) 731 21 53  
Fax: +90 (380) 731 22 33  
Email: info@ukinox.com.tr  
Web: www.ukinox.com.tr

**HEAD OFFICE**

Barbaros Hayrettinpaşa Mahallesi  
1992. Sokak, No:14/109-110-111  
PK:34522 Esenyurt – İstanbul / Türkiye  
Phone : +90 (212) 886 95 98  
Fax: +90 (212) 886 91 95  
Email: info@ukinox.com  
Web: www.ukinox.com

**Ukinox / TopZero USA**

5352 NW 35th Avenue Fort Lauderdale, FL 33309  
Phone : 954-776-0444  
Web: www.ukinoxusa.com

**Ukinox Canada**

Ukinox Canada official distributor Topzero Trade Inc.  
88 Cumberland Street 2505  
M5R 0C8 Toronto ON  
Phone : +1 (647) 300 – 8610  
Email: info@ukinox.ca  
Web: www.ukinox.ca

**Ukinox / Topzero Germany**

TopZero GmbH Südring 13  
63165 Mühlheim am Main  
Tel.: +49 (0) 6108 8252280  
Fax: +49 (0) 6108 8252282  
Mail: guenel@topzero-gmbh.de  
Web: topzero-gmbh.de

**Ukinox France**

LG INDUSTRIES  
ZA du fossé de l'Empire  
1, rue de l'Empire  
59133 Phalempin France  
Tel: +33 3 21 79 98 98  
Fax: +33 3 21 69 40 29  
Web: www.kronebylgindustries.com

**Ukinox England**

3A Thames River Ind Estate Tames Road  
Silvertown London E16 2Ez  
Phone: 0208 539 77 16  
web: www.ukinox.co.uk

**Ukinox Egypt**

New Borg Al-Arab City, Extension of  
Fourth Industrial Zone, Lot 10, Blk 13  
Phone : 00203-5890188  
Web: www.ukinoxegypt.com

